







HP20 Headlamp

Fenix HP20 is an ultra high intensity, complete waterproof outdoor headlamp. Its separate design particularly caters to extremely freezing weather. The 230-lumen max output can effectively satisfy various high intensity demands when cycling, searching and caving, etc. The headlamp's amazing waterproofing to IPX-8 standard ensures it workable under all kinds of environments in reality. The pioneering drive-by-wire biswitch design makes it much easier to shift the modes and adaptable in complicated and changing outdoor conditions. The separate design can separate the battery case from the headlamp. It can make it more comfortable to wear and the battery case warmer to guarantee the headlamp workable in freezing condition. HP20 illuminates your outdoor life and smoothes your adventure.

Technical Parameters

ANSI/FSC	Lighting Mode				Flashing Mode		
	Turbo	High	Mid	Low	Strobe	Slow Flashing	SOS
 OUTPUT	230 Lumens	125 Lumens	51 Lumens	6 Lumens	230 Lumens	51 Lumens	51 Lumens
 RUNTIME	3h29min	8h 24min	24h	296h			
 DISTANCE	167m						
 INTENSITY	6944cd						
 IMPACT RESISTANT	1.5m						
 WATERPROOF	IPX-8, underwater 2m						
EXTRA FUNCTION							
ACCESSORIES							

- ◎ Cree XP-G LED (R5) with a lifespan of 50,000 hours
- ◎ Uses four 1.5V AA (Ni- MH, Alkaline) batteries
- ◎ Headlamp: 70mm (Length)*57mm(Width)*56mm(Height)
Battery case: 108mm (Length) *79mm(Width)*30mm(Height)
- ◎ 260-gram weight (excluding batteries)
- ◎ Digitally regulated output - maintains constant brightness
- ◎ Separate design, evenly weight balanced, more comfortable, particularly caters to extremely freezing conditions
- ◎ Drive-by-wire biswitch, simple and fast operation
- ◎ Light head made of durable aircraft-grade aluminum, the rest made of plastic of high quality
- ◎ The metal part adopts type III hard-anodized anti-abrasive finish
- ◎ Toughened ultra-clear double glass lens with anti-reflective coating

Notice: The above-mentioned parameters (tested by 2500MAh Ni-MH battery in Lab) are approximate and may vary between headlamp, batteries, and environments.

Battery Replacement

1. Take out the battery case from the belt clip.
2. Push the locking plate backward to open the battery case.
3. Insert the battery with the cathode side (□) toward the spring.
4. Press the battery case for one click and the clocking plate is locked again.
5. Insert the battery case into the belt clip till the clip button with the case cover inward.

Usage and Maintenance

- Please don't disassemble the sealed head, doing so can cause damage to the headlight and will void the warranty.
- High-power headlight should use battery with high current discharge capability, we suggest using high performance Ni-MH rechargeable battery, using alkaline battery will decrease runtime of this high intensity headlight.
- Please use battery of high quality, and take out the battery if you do not use the headlight for a long time, or the headlight can be damaged by electrolyte leakage or battery explosion which is caused by low quality battery. The battery case can be damaged, too.

Product Warranty

We will replace products afflicted with manufacturing defects within 15 days of purchase and repair a light free of charge within 24 months of purchase if problems develop with normal use; if repair is required after 24 months from the date of purchase, we will charge for parts. The total repair fee is dictated by the cost of the replaced materials.

Warranty Card Registration

We kindly suggest that you register your guarantee card on the official website for Fenixlight Limited. You can get an extra six-month warranty period once you have successfully registered. What's more, you could take part in the lottery of questionnaire at the same time.

Warning

The product is a high intensity lighting device and capable of causing eye damage, avoid shining the light directly into the eyes.

Avoid the use of 14500 rechargeable Li-ion batteries, or damage will be caused to the light circuit. The head light will accumulate mass heat after a long time use in the turbo mode. In order to avoid scalding, please do not touch the metal part of the head light.

FENIXLIGHT LIMITED

Tel: +86-755-29631163/83/93 Fax: +86-755-29631181

<http://www.fenixlight.com>

E-mail: info@fenixlight.com

Address: 8/F, 2nd Building, Dong Fang Ming

Industrial Center, 33rd District, Bao' an,

Shenzhen 518133, China