







## LD01 Flashlight

Fenix LD01 is extremely small, not much bigger than the AAA cell it uses. It offers three levels of brightness: Medium -> Low -> High, which allows the user to select the best compromise between brightness and runtime for any given task. The Fenix LD01 uses just one common AAA battery, and thanks to its negligible size and weight. It is perfect for Everyday Carry (EDC).

### Technical Parameters

ANSI/FSC	Mid	Low	High
 <b>LIGHT OUTPUT</b>	26Lumens	3Lumens	72Lumens
 <b>RUNTIME</b>	3h 8min	27h	1h 28min
 <b>BEAM DISTANCE</b>	50m		
 <b>PEAK BEAM INTENSITY</b>	644cd		
 <b>IMPACT RESISTANCE</b>	1.5 m		
 <b>WATERPROOF &amp; SUBMERSIBLE</b>	IPX-8, underwater 2m		
<b>ACCESSORY</b>	Body clip, key ring, and a spare o-ring		

- ◎ Cree XP-G LED (R4) with a lifespan of 50,000 hours
- ◎ Uses one 1.5V AAA(Ni-MH, Alkaline) battery
- ◎ 76.2mm (Length) x 14mm (Diameter)
- ◎ 14.2-gram weight (excluding batteries)
- ◎ Digitally regulated output - maintains constant brightness

- ⊙ Patented physical structure avoids circuit damaging from reverse connection of battery
- ⊙ Reliable twist switch
- ⊙ Capable of standing up securely on a flat surface to serve as a candle
- ⊙ Made of durable aircraft-grade aluminum
- ⊙ Premium Type III hard-anodized anti-abrasive finish
- ⊙ Toughened ultra-clear glass lens with anti-reflective coating

Notice: The above-mentioned parameters (tested with 750mAh Ni-MH batteries in Lab) are approximate and may vary between flashlights, batteries, and environments.

## **Operation Instruction**

Screw the light head tightly to turn on the flashlight, and unscrew it to turn it off. When it is on, turn it off and on again within two seconds, it can shift into the next output. The outputs are cyclic. If the interval between the on and off states is over two seconds, the regulating circuit will reset. When turn on again, it will enter into the default output automatically.

## **Battery Replacement**

Unscrew the head to insert the battery with the anode side (+) toward the light's head, screw the head back on to test.

## **Usage and Maintenance**

- ⊙ Please don't disassemble the sealed head, doing so can cause damage to the flashlight and will void the warranty.
- ⊙ High-power flashlight should use battery with high current discharge ability, we suggest using high performance Ni-MH rechargeable battery, using alkaline battery will lower the runtime of high intensity flashlight.
- ⊙ Please use battery of high quality, and take out the battery if the flashlight will not be used for a long time, or it may cause damage from electrolyte leakage or battery explosion.
- ⊙ The O-ring may be worn out after using for a long time. If it happens, please replace the O-ring with a new one to keep the flashlight properly sealed against water.
- ⊙ Please clean the contacts of your light from time to time, especially if the light flickers or doesn't light up. There may be several reasons for a flickering or not working light:

Reason A: The battery needs replacing.

Solution: Replace batteries (Please confirm the correct installation of anode and cathode).

Reason B: The threads, PCB board contact or other contacts are dirty.

Solution: Clean the contact points with an alcohol soaked cotton swab.

If the above methods don't work, please contact the distributors and refer to the warranty policy.

### **Product Warranty**

We will replace products afflicted with manufacturing defects within 15 days of purchase and repair a light free of charge within 24 months of purchase if problems develop with normal use; if repair is required after 24 months from the date of purchase, we will charge for parts. The total repair fee is dictated by the cost of the replaced materials.

### **Warranty Card Registration**

We kindly suggest that you register your guarantee card on the official website for Fenixlight Limited. You can get an extra six-month warranty period once you have successfully registered. What's more, you could take part in the lottery of questionnaire at the same time.

### **Warning**

The LD01 is a high-intensity lighting device and capable of causing eye damage; avoid shining the light directly into the eyes.

Avoid the use of 10440 or 10450 rechargeable Li-ion batteries or damage will be caused to the light circuit.