







LD40 Flashlight

Fenix LD40 is a powerful all-round outdoor flashlight with simple operation. The Neutral White LED (R4), throwing powerful light beam with further distance, can provide efficient outputs and ensure better penetration power and color rendering to adapt to more various conditions. With the four-worldwide-available-AA-battery design, it can eliminate your burden caused by the flashlight weight and its volume. With large quantity of electricity, it can satisfy your high intensity and long runtime demands at the same time. The 2*2-battery-arranging design can make it more comfortable to hold and accommodate a deeper and larger reflector to throw further beam. The unique dual switches in the tail cap can realize a fast shift between two modes and seven outputs as well as fulfill its momentary-on function. The outstanding design achieves a perfect balance in all aspects without any demerits. LD40 is the all-round outdoor partner, serving you in any time and at any place.

Technical Parameters

ANSI/FSC	Light Mode				Flashing Mode		
	Turbo	High	Mid	Low	Strobe	Slow flashing	SOS
 OUTPUT	248 Lumens	110 Lumens	43 Lumens	4 Lumens	278 Lumens	64 Lumens	64 Lumens
 RUNTIME	3h13min	9h42min	27h	245h			
 DISTANCE	207m						
 INTENSITY	10733cd						
 IMPACT RESISTANT	1.5m						
 WATERPROOF	IPX-8, underwater 2m						
EXTRA FUNCTION							
ACCESSORIES	Lanyard, holster						

- ◎ Cree XP-G Neutral White LED (R4) with a lifespan of 50,000 hours
- ◎ Uses four 1.5V AA (Ni-MH, Alkaline) batteries
- ◎ 185mm (Length) 43mm (Diameter)
- ◎ 170-gram weight (excluding batteries)
- ◎ Digitally regulated circuit - maintains constant brightness
- ◎ Patented physical structure avoids circuit damaging from reverse connection of battery
- ◎ Tactical push-button tail cap switch with momentary-on function
- ◎ Dual switches, simple and fast operation
- ◎ The light head is made of durable aircraft-grade aluminum; the rest is made of plastic of good quality
- ◎ The metal part adopts premium type III hard-anodized anti-abrasive finish
- ◎ Toughened ultra-clear double glass lens with anti-reflective coating

Notice: The above-mentioned parameters (tested by 2500mAh Ni-MH battery in Lab) are approximate and may vary between flashlights, batteries, and environments.

Operation Instruction

The black button in the tail cap is the power switch, the silver one is the dimmer switch.

Depress the power switch lightly to activate the light at once. Depress the switch completely to turn on the flashlight and lock it. Another depress can turn off the flashlight.

When turn on the flashlight, it will enter into the default lighting mode. In the lighting mode, depress the dimmer switch for over 0.5 second to shift into the flashing mode, and vice verse.

In the lighting mode, depress the dimmer switch fast (within 0.5 second) to shift the outputs. Output sequence: Turbo → Low → Mid → High → Cycle.

In the flashing mode, depress the dimmer switch can select the flashing functions in the order of Various-frequency strobe (15Hz/6Hz/2s) → Rescue signalling mode → Slow flashing (2Hz) → Cycle.

The circuit owns the automatic memory function. It can memorize any output in the two modes. When turning on the flashlight again (including depressing switch lightly) or shifting the mode, it will enter into the output when switched off.

Battery Replacement

Unscrew the light head to take out the battery carrier. Insert the batteries correctly according to the signs at the bottom of the battery cassette. Put the battery carrier into the tube with the round side of the battery carrier toward the light head and the groove in the side toward the raised place in the inwall of the tube. Screw the light head back on to test.

Usage and Maintenance

© Please don't disassemble the sealed head, doing so can cause damage to the flashlight and will void the warranty.

© High-power flashlight should use battery with high current discharge capability; we suggest using high performance Ni-MH rechargeable battery, using alkaline battery will decrease the runtime of this high intensity flashlight.

© Please use battery of high quality, and take out the battery if you do not use the flashlight for a long time, or the flashlight could be damaged by electrolyte leakage or battery explosion which is caused by low quality battery.

© Please replace the O-ring if it is damaged after using for a long time and regularly lubricant of the o-ring as to not erode the rubber. Doing so will keep the flashlight properly sealed against water.

© Please clean the contacts of your light from time to time, especially if the light flickers or doesn't light up. There may be several reasons for a flickering or not working light:

Reason A: The batteries need replacing.

Solution: Replace batteries (Please confirm the correct installation of anode and cathode).

Reason B: The threads PCB board contact or other contacts are dirty.

Solution: Clean the contact points with an alcohol soaked cotton swab. If the above methods don't work, please contact your distributor and refer to the warranty policy.

Notice: The routine cleaning video can be watched and downloaded through Fenix official website, please log onto the service channel->'maintenance for light'.

Product Warranty

We will replace products afflicted with manufacturing defects within 15 days of purchase and repair a light free of charge within 24 months of purchase if problems develop with normal use; if repair is required after 24 months from the date of purchase, we will charge for parts. The total repair fee is dictated by the cost of the replaced materials.

Warning

LD40 is a high intensity lighting device and capable causing of eye damage, avoid shining the light directly into the eyes.

Avoid the use of 14500 rechargeable Li-ion batteries, or damage will be caused to the light circuit.

FENIXLIGHT LIMITED

Tel:+86-755-29631163/83/93 Fax:+86-755-29631181

<http://www.fenixlight.com>

E-mail:info@fenixlight.com

Address: 8/F,2nd Building,DongFangMing

Industrial Center,33rd District,Bao'an,

Shenzhen 518133,China



Fenix Flashlight, Illuminate Your Adventure
