

Never Ending Card

View 1

Cut Solid Pieces

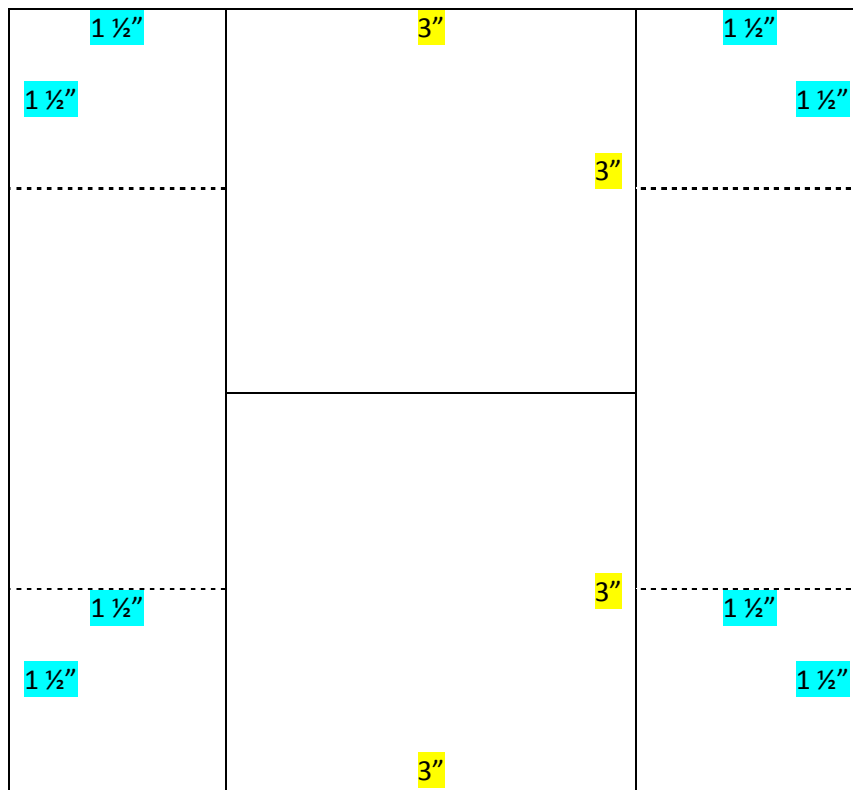
2 – 2 7/8" square

4 – 2 7/8" x 1 3/8"

Cut Designer Series Paper

2 – 2 3/4" Square

4 – 2 3/4" x 1 1/4"



View 2

Cut Solid Pieces

2 – 2 7/8" square

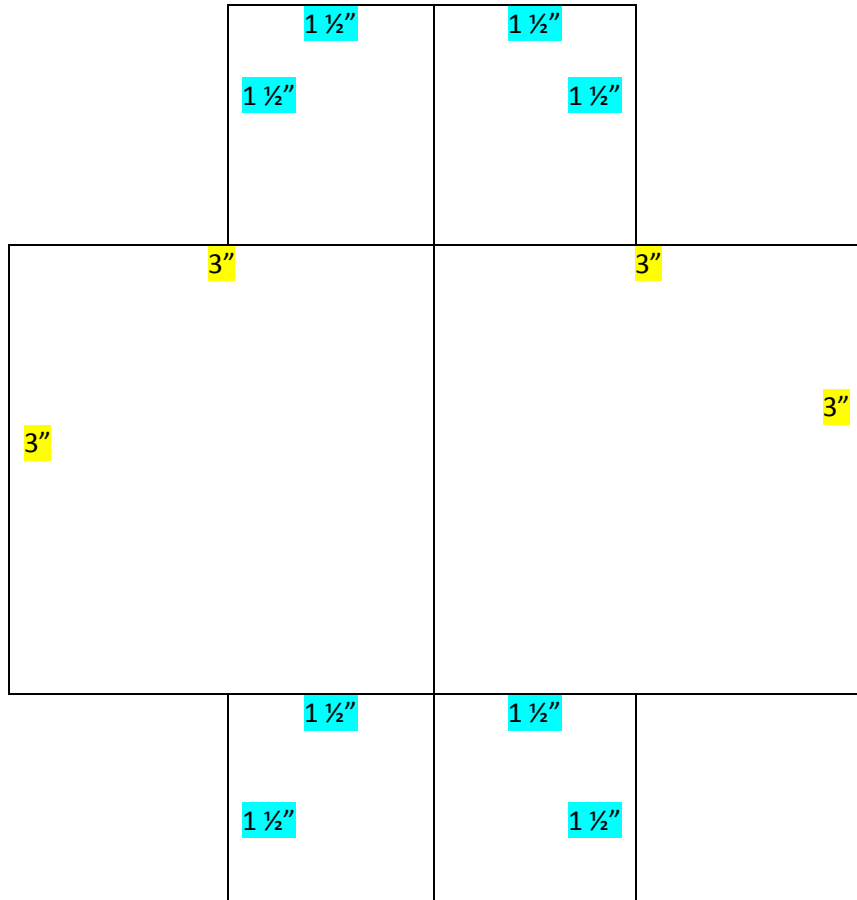
4 – 1 3/8" x 1 3/8"

Cut Designer Series Paper

2 – 2 3/4" Square

4 – 2 3/4" x 1 1/4"

Do NOT cut for the center side sections – these will be cut in View 3



View 3

Cut Solid Pieces

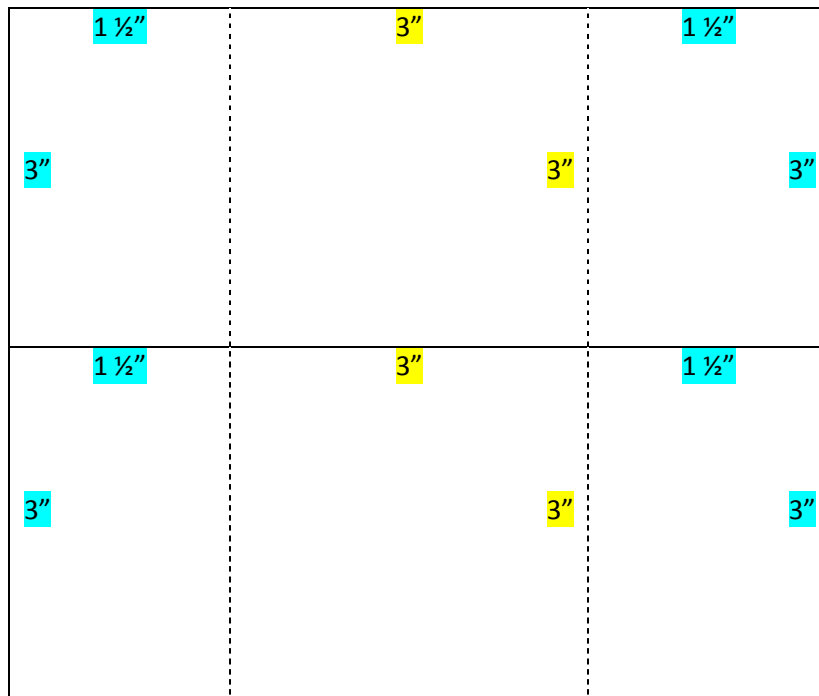
2 – 2 7/8" Square

4 – 1 3/8" Square

Cut Designer Series Paper

2 – 2 3/4" Square

4 – 1 1/4" Square



View 4

Cut Solid Pieces

2 – 2 7/8" Square

4 – 2 7/8" x 1 3/8"

Cut Designer Series Paper

2 – 2 3/4" Square

4 – 2 3/4" x 1 1/4"