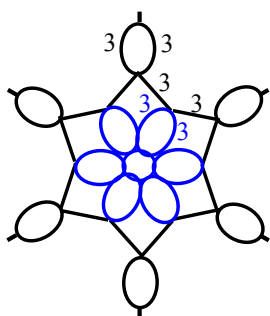
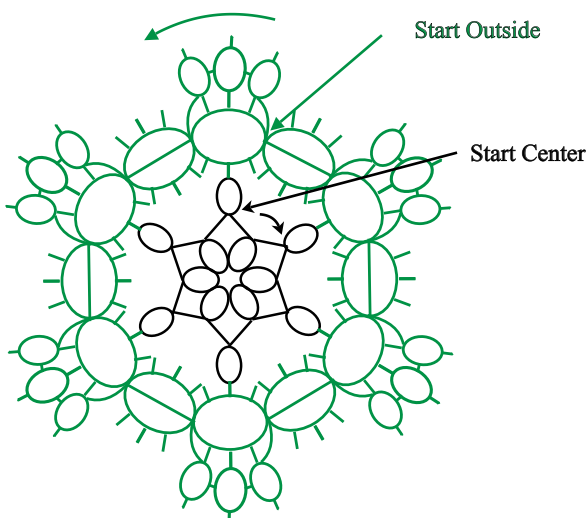


Crowned Wheel

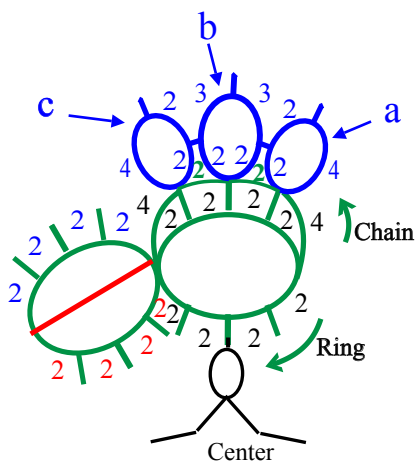
© Wanda Salmans April 2012

<http://wandasknottythoughts.blogspot.com/>
wandasknottythoughts@gmail.com

R = ring Ch = chain - = picot + = join
 --- = long picot vsp = very small picot
 Sht1 = shuttle 1 Sht2 = shuttle 2
 prev = previous RW = reverse work
 DNRW = do not reverse work
 SS = switch shuttles
 SR = Split Ring LJ = Lock Join



Center
 R 3-3 RW
 Ch 3 DNRW SS
 Sht2 R 3---3 DNRW SS
 Sht1 Ch 3 RW
 Repeat 5 times from beginning.
 All Sht2 rings join in long picot



Outside
 R 2-2+(to p of center)2-2 vsp 2-2-2-2. RW
 Ch 4 LJ to last p of R DNRW SS
 Sht2 Ra 4-2-2. DNRW SS
 Sht1 Ch 2 LJ to next p of Sht1 R DNRW SS
 Sht2 Rb 2+ (to Ra) 3-3-2 DNRW SS
 Sht1 Ch 2 LJ to next p of Sht1 R DNRW SS
 Sht2 Rc 2+ (to Rb) 2-4 DNRW SS
 Sht1 Ch 4 LJ to vsp of Sht1 R DNRW SS
 SR Sht2 2-2-2-2/Sht1 2-2-2-2. RW
 Repeat 5 times from beginning, join to base of
 1st R to finish.