

Training for Trainers

8 Short-term Discipleship Lessons



Onward Ministries, Inc. • PO Box 681 • Fishers, IN 46038
Pastor Gary Stump • 317-513-0227 cell • gary@garystump.org

T4T Lesson Topics

Lesson	Trainer's Guide	Page
1	Sharing Your Faith Story	2
1	Faith Story Worksheet	5
1	Scriptures for Lesson 1	6
2	Presenting the Gospel (The Bridge)	7
2	The Bridge Presentation	10
2	Scriptures for Lesson 2	11
3	Baptism: Displaying Your Salvation	12
3	Worksheet for Lesson 3: Baptism	14
3	Baptism FAQ's	15
4	The Bible: God's Way of Talking to You	17
4	Worksheet for Lesson 4: The Bible	19
5	Prayer: Your Way of Talking to God	21
5	Worksheet for Lesson 5: Prayer	23
6	Church: Biblical Christian Community	24
6	Worksheet for Lesson 6: The Church	26
7	The Great Commission: Reaching Your World	28
7	Worksheet for Lesson 7	30
8	Discovery Bible Studies & Long-Term Disciple Making	32
8	Worksheet for Lesson 8	34
8	Gospel of Mark Overview	35
8	Overview of Leading a Group	36
All	Memory Verses for T4T	37

T4T is the process of disciple-making that was developed by Ying Kai and recorded by Steve Smith. For more information refer to the book *T4T A Discipleship ReRevolution* by Steve Smith with Ying Kai; WIGTake Resources, Monument, Colorado; 2011.

Trainer's Guide for Lesson #1

"Sharing Your Faith Story"

Desired Results for Lesson #1

Your trainees are exposed to the normal weekly meeting pattern called the **Three-Thirds method**.
Your trainees know the "**four questions**" that hinder most Christians from being obedient to the Great Commission.
Your trainees have written their own faith story and they have practiced sharing their story with other trainees.
Your trainees have made a list of their relatives and friends who are non-Christians.
Your trainees have made a list of 3-5 of their relatives or close friends who are Christian that they will practice sharing their story with this next week.

Reminder

It is important to realize that this training is not about teaching lessons; it is about training and multiplying trainers (2 Timothy 2:2). The single most important factor of this training is "**the process**". The process focuses on developing "doers of the Word" who are faithful to witness and train others and who are growing into the kind of people that God uses. This process is built into the weekly meeting structure that ensures encouragement, accountability, and well-rounded life as a body.

Materials needed:

A copy of this Trainer's Guide
A copy of the worksheet for Lesson #1 "My Personal Faith Story" for each trainee
Access to copies of Lesson #1 for the trainees to use with the people they will train.
Each trainee is expected to bring their own Bibles

Total Time for this meeting = 90 minutes

FIRST THIRD - LOOKING BACK (30 minutes)

5 minutes **Introduction** – Open with prayer, asking for God's guidance and blessing on your time together.

SAY...In this first session you will be introduced to a very effective training process that could multiply the spread of the gospel throughout your community, region, and nation. It's called "Training for Trainers," or "T4T."

T4T is designed to teach you how to initiate an effective evangelism and discipleship training process in your community that will result in hundreds or even thousands of new believers being disciplined in new faith communities. This material is based on training originally developed by Ying Kai and his close associate, Steve Smith. They deserve the ultimate credit for its content.

The end goal of this training is that you lead people to Christ and then train them to reach and train others, who will reach and train others, who will reach and train others, etc. Each group of people who are being trained form the nucleus of a possible new church plant.

God is at work, redeeming the citizens of this world into the community of His Son, Jesus Christ. God has placed you where you are to make a vital contribution to the advance of His Kingdom. He has chosen you for a purpose.

5 minutes **Worship** – Choose some form of group worship such as: singing; listening to a song; reading the words of a song; or reading a portion of Scripture.

15 minutes **Pastoral care** – Ask each person to share their name, where they work, and briefly tell about their family.

5 minutes **Vision-casting:** **From Pastor Gary / The Story of Ying Kai**

At the time God called me to begin Onward church I was introduced to the story of a missionary by the name of Ying Kai. In 2001 Ying Kai had been assigned as a missionary to an unreached people group of 20 million people in a country in the Far East. For the five years prior to this new assignment, he had been effective in planting one new church per year, and personally discipling about 60 people per year. He was receiving accolades for his effectiveness as a missionary.

But as he considered the overwhelming responsibility of trying to have an impact on 20 million people, he realized that if he kept doing what he had been doing he would never make a dent in reaching these unreached people. As he turned to the Lord in prayer and meditated on the Great Commission (Matthew 28:18-20), the Lord's instructions for pursuing his new assignment were there. The Great Commission

instructs that we are to go, not invite them to come to us; that everyone is to be engaged in attempting to reach everyone, everywhere; and we are to make disciples, not church members or converts.

With these new marching orders, Ying Kai began by teaching a group of 30 Christians how to make disciples who would know how to make disciples. During the next 10 years, he was used of God to begin a movement that planted more than 158,000 churches and baptized 1.7 million people.

This story was overwhelming to me. For the ten years prior to starting Onward, I had served in a church plant that was 10 years old and was among the top 1% most successful church plants in America. In its 10-year history (2001 to 2011) it had baptized 1000 people—covering the same 10 years as Ying Kai's work in the Far East...1000 compared to 1,700,000.

I came to realization that in my 21 years as a pastor I had encouraged, challenged, rebuked, motivated, inspired and even scolded Christians toward disciple-making, but I had never taught them how to make a disciple. As a matter of fact, it had never occurred to me that it was my first responsibility as a pastor to "equip the saints for the work of ministry" (Ephesians 4:11-13) by teaching them how to make disciples who were able to make disciples (2 Timothy 2:2). I asked the Lord for forgiveness and determined to teach everyone from now on how to make disciples.

At the same time, it seems to me that Christians in America have completely abdicated their responsibility for disciple making. Christians have found ways to rationalize their habitual disobedience to the Great Commission. But in their defense, few Christians have any idea how to make disciples—they have never been taught.

So this is the purpose of this T4T process, this system, and these lessons: to teach us how to make disciples. And not just to make disciples, but to make disciples who know how to make disciples. Ying Kai called these people "trainers." The idea is to train trainers who can train trainers. It is in the built-in multiplication process that we see the explosion of the work of God by sending many workers into His harvest (Matthew 9:37-38).

What can God do through us in the months and years ahead if we can learn to be effective in making disciple makers?

SECOND THIRD – LOOKING UP (30 minutes)

5 minutes

Introduce the Four Questions and Explain Question One

Say: As Ying Kai discovered, there are four challenges, four questions that prevent Christians from being effective servants of God's Great Commission. These questions are fundamental to the beginning of every movement: What do I say? To whom do I say it? What will enable me to be faithful to do this? What do I do if they say "yes" to Jesus?

The first question, just as Ying discovered among the Christian men and women he was training, is simply, "What do I say?" What do I say to a lost person that might lead them to faith in Christ? The answer: Tell them your story. Your story is unique, it consists of 3 parts: 1) Your life before Jesus, 2) how you met Jesus, and 3) your life since meeting Jesus. Ying instructed his trainees to keep their story short (1-2 minutes). Try to avoid religious vocabulary because non-believers don't understand it. In a few minutes you will learn how write your story and then you will practice sharing it with others. If you've been a Christian since childhood, you may want to adapt your story to a more recent experience of how Jesus brought a change to your life.

The great thing about your story is that no one can refute it. It fits into your culture perfectly, it doesn't require any special materials, such as tracts or videos, and it can be started and stopped as circumstances demand.

Ask them if they have any questions.

25 minutes

Writing your Faith Story

Tell your own faith story to your trainees. Keep it brief, no more than 2 minutes.

15 minutes: Next, hand out the worksheet “My Personal Faith Story” (Appendix A)

Give the following instructions: Use this worksheet to guide you in writing your faith story. Some of you who received Christ when you were very young or who grew up in a Christian home may find it difficult to write about your life before Christ and how they met Christ. If so, write how Christ has changed your life more recently. For example, you could write about a struggle you have had and how Christ enabled you to overcome it, or how Christ has become more real to you. After you have finished writing your story, read over it to see if it needs changing.

10 minutes: Organize the trainees into groups of two or three.

Say: Practice telling your story to each other. After each person finishes, the others can offer suggestions on how to make it more interesting or relevant by pointing out any confusing points or religious language, and by helping remove any distracting habits (like nervous hand gestures or speaking with an unnatural voice).

FINAL THIRD – LOOKING ONWARD (30 minutes)

15 minutes

Explain Question Two

Tell your trainees: The second question is, “To whom do I tell my story?” Although God does want us to tell everyone, there is a special group of people with whom God especially wants us to share our story. Who do you think that is? What does the Bible say? Let’s find out together.

Assign these Bible passages to different groups of trainees:

- Genesis 6:17-18 – God saved not just Noah but his whole family.
- Genesis 19:12-16 – God saved Lot and his family along with him.
- Joshua 6:17 Rahab in Jericho, along with her family.
- Mark 5:18-20 – the Gadarene demoniac (especially verses 18-20)
- John 4:39-42 – the Samaritan woman (especially verse 39)
- Acts 2:38-39 – the promise is for them and their children.
- Acts 10:24 – Cornelius along with his family and friends. See Peter’s report of the event in Acts 11, especially verse 14.
- Act 16:14-15 – Lydia and her household
- Acts 16:27-34 – Philippian jailer and his whole family.
- Acts 18: 8 – Crispus and his household.

Ask each group to read their passage aloud and then answer the question: *To whom does God instruct people to tell?*

“OIKOS” = Greek for household—meaning your family and closest friends. Who is your “oikos?”

Conclude by asking your trainees: “To whom does God want you to tell your story? The answer: It is God’s will for you to win your family and friends to Christ. The most effective evangelism comes from someone who knows you and loves you.”

10 minutes

Give these instructions to your trainees:

Please use the reverse side of the worksheet to write down the names of everyone in their family or circle of relationships who are far from God or who are non-Christians. List as many names as possible in the time allotted.

5 minutes

Set Goals and Pray.

Encourage each trainee to:

Share their story this week with 5 friends or family members who are already Christians

Edit their Faith Story and then email it to their trainer.

Memorize this verse: *Acts 1:8 (NLT) But you will receive power when the Holy Spirit comes upon you. And you will be my witnesses, telling people about me everywhere—in Jerusalem, throughout Judea, in Samaria, and to the ends of the earth.”*

Close in Prayer

Worksheet for Lesson 1

My Personal Faith Story ("First Draft")—Name: _____ Date: _____

1. What my life was like before I trusted in Christ: In a word, how would you characterize your life before you began seriously following Jesus? Now write 2 or 3 sentences of explanation to describe this in more detail.

2. What happened when I decided to follow Jesus: Write 2 or 3 sentences of what happened when you decided to be a Christ-follower. It might be something on the order of: "I realized I needed to ask Jesus to forgive my sins and take control of my life..." Provide a few details of what you experienced—where, when, how.

3. What my life is like as a Christ-follower: In a word, how would you characterize the benefits of being a Christ-follower? Now explain this in more detail in 2 or 3 sentences. You are describing the benefits to you of being a Christian.

Scriptures for Lesson 1

(Print these Scriptures and clip to give to your Trainees)

Genesis 6:17-18

Genesis 19:12-13

Joshua 6:17

Mark 5:18-20

John 4:39-42

Acts 2:38-39

Acts 10:24

Act 16:14-15

Acts 16:29-34

Acts 18: 8

Trainer's Guide for Lesson #2 "Presenting the Gospel"

Desired Results for Lesson #2

Your trainees understand the importance of accountability in this method of training.

Your trainees understand the scriptural basis for presenting the Gospel using "The Bridge".

Your trainees can present the story of the Gospel using "The Bridge".

Your trainees have made a list of at least 5 of their relatives or friends who are non-Christians who they will present the Gospel to using "The Bridge".

Materials needed:

A copy of this Trainer's Guide for Lesson #2

A copy of the worksheet for Lesson #2 "The Bridge Presentation" for each trainee

Access to copies of Lesson #2 for the trainees to use with the people they will train.

Each trainee is expected to bring a Bible.

Total Time for this meeting = 90 minutes

FIRST THIRD – LOOKING BACK (30 minutes)

5 minutes **Introduction:** Open with a brief prayer, asking for God's guidance and blessing on your time together.

SAY: "The purpose of this lesson is to provide you with answers to the last two questions that were mentioned last week. The next question is, "What will enable me to be faithful to do this?", and the last question is "What do I say if they say Yes to Jesus?" You will also be given some suggestions on how you might approach others to share your faith story with them.

The Bridge Method of presenting the Gospel is not only easy to learn, it is also easy to teach to others. Its simplicity will allow you to share the Gospel without using religious tracts or without having to memorize a lot of Scripture."

10 minutes **Pastoral care** –Ask your trainees to gather into groups of three or four and to share what has been going on in their life. Instruct them to share in bullet point form, one highlight and one challenge from the past week. Encourage them to allow opportunities for everyone to share.

5 minutes **Worship** – Choose some form of group worship such as: singing; listening to a song; reading the words of a song; or reading a portion of Scripture.

10 minutes **Accountability – Say:** "This is one of the most important components of our training. It is during this time that you will share with each other how you did last week with the goals you had established. This is not a time to condemn or ridicule, it is simply a time of sharing what you did or didn't do and to receive encouragement to improve."

Ask your trainees to gather into triads and share answers to the following questions:

- a. Did you share your Faith Story with 5 people?
What were some of your challenges and successes?
- b. Did you email your Faith Story to your trainer?
- c. Did you memorize Acts 1:8? Say it to your triad.

Ask: Would someone be willing to share with the group about sharing their Faith Story this past week?

SECOND THIRD – LOOKING UP (30 minutes)

10 minutes **Explain Question Three**

Tell your trainees: "The third question arises because of our weak human nature. It is: "What will enable me to be faithful to do this?" Sadly, many Christians have been taught knowledge-based discipleship instead of obedience-based discipleship.

Ask someone to look up and read aloud James 1:22.

Jesus understood this challenge, and that's why He created for His disciples a community with peer accountability.

Next, ask someone to look up and read aloud Luke 10:1 and Mark 6:7.

We see that Jesus sent His disciples out in pairs. As you share your story with friends and relatives, you may sometimes want to have someone with you who can be a support.

Ask someone to look up and read aloud Luke 9:10 and Mark 6:30. Check for understanding by asking them to identify what Jesus asked of his disciples. (After sending out His disciples, Jesus called them back to report on what they had done.) We will do the same: Next week we will come back here, sit around these tables and each of us will report on how we obeyed the Holy Spirit and shared our story.

Continue by saying: “Now we’ve answered three of the four questions. Before we address number four, let us review those three questions.

Question 1: “What do I say?” The answer: Tell them your Faith Story.

Question 2: “To whom do I say it?” The answer: What does the Bible say? Win your family and friends.

Question 3: “What will enable me to be faithful to do this?” The answer: Peer accountability. We’re going to get back together next week and report to one another about those with whom we shared our story.

5 minutes

Explain Question Four

Say to your trainees: One question remains. What if you do tell your friend your story and they say, “Yes, I would like to know more.” What do you do if they say “yes” to Jesus?

We need to be prepared for this. So we will learn in this lesson exactly how we can lead someone to a new life in Jesus Christ, and get them started on a lifelong path of growing in their relationship to God. Obviously we can’t accomplish all of this in one setting but we will cover all of the essentials during the rest of these training sessions. When someone you share your story with this week responds with a “yes”, we will go ahead and learn this simple, but effective way of sharing the Gospel using what we call The Bridge.

15 minutes

Next, hand out the worksheet “**The Bridge Presentation**” to each trainee and explain how they are to use this to present the Gospel. **Tell your trainees:** After someone has listened to your story of how Jesus has changed your life, they still need to hear and respond to the Gospel. So this is the time to share it with them.

Ying Kai tells a story that happened to him that taught him to always go on and share the Gospel after you have shared your Faith Story...

One time I went...to Taiwan. Normally, when I was there I would buy a bowl of soy milk with a Chinese doughnut for breakfast. They would always ask me "Do you want an egg in it?" But the egg was 10 Taiwan dollars, so I did not want it! I was very careful with my money. One time, I went to a different restaurant. As I placed my order, the owner, who was very busy, asked me, "One egg or two?!" I said "Just one." When I brought my bowl of soy milk to the table, Grace (my wife), asked, "Why did you get an egg today?" I said, "Oh! Today he did not ask me 'yes' or 'no' but just 'one' or 'two.' So I said 'one!'" So I watched this man, and he always asked people "one or two eggs?" Nobody told him 'no!' He was very smart! Suddenly God opened my mind and I thought, "Yes, I am sharing the Gospel and it is a good thing. Why do I need to ask their permission? I just need to [share it with] them."

In fact, I encourage you to share The Bridge with them unless the person stops you.

Ask someone to look up and read aloud: John 17:3; and John 5:24 (**Explain** that Eternal Life is a relationship with God.)

FINAL THIRD – LOOKING ONWARD (30 minutes)

25 minutes

Ask the trainees to practice using THE BRIDGE PRESENTATION

Instruct your trainees to break into groups of two and practice taking each other through the presentation. They should present it to each other just as you presented it to them. Have each person share it at least two or more times.

Share with your trainees these suggestions they might use to engage someone with their faith story and The Bridge:

If your trainee is a new disciple, they might say: "I have recently made a decision to become a follower of Jesus. I would like to tell you about it."

If your trainee has been a disciple for a while, they might say: "I have never shared with you why I became a follower of Jesus, and the difference he makes in my life. I would like to tell you about it."

CRUCIAL NOTE: When a person you share with believes in Jesus, it is critically important that you immediately begin to coach them on sharing with others. Don't wait until you see them the next time. When someone trusts in Jesus you should immediately:

1. Help them learn their Faith Story. Even a one-hour-old Christian has a Faith Story. Take them through exactly what you learned about writing and sharing your Faith Story (their life before Christ, what happened when they decided to follow Jesus, and how their life changed since trusting in Jesus.)

2. Train them to share the Gospel using The Bridge. After all, you just shared it with them so they are particularly able to share it with someone else.

3. Have them list the people they will share with immediately. Send them back to their "oikos" to share immediately. Waiting even one meeting before you get them "on mission" with Jesus will dramatically reduce their future obedience to the Great Commission.

5 minutes

Set Goals and Pray

Share your Faith Story with 5 people this week. (Share The Bridge with anyone who shows interest.)

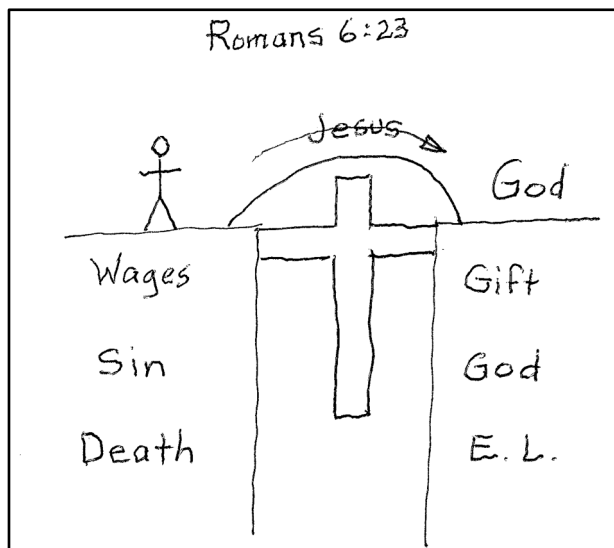
Practice sharing The Bridge with 5 people this week—family or friends.

Memorize Romans 6:23

Closing Prayer: In triads: Pray for one another. Ask God to prepare the hearts of your friends and family to hear your story and to respond positively to it. Ask God to give you opportunities to share your story with them this week.

THE BRIDGE PRESENTATION

INSTRUCTIONS:	PRESENTATION:
Read Romans 6:23	There is one verse in the Bible that is particularly meaningful in explaining how we can experience eternal life. In the book of Romans chapter 6, verse 23, it says, " <i>For the wages of sin is death, but the gift of God is eternal life in Christ Jesus our Lord.</i> "
Draw lines to indicate a great canyon between God and man. Draw a stick-man on one side and write "God" on the other.	You see, people are separated from God because of sin. It is as if we were on one side, and God was on the other side of a great canyon. What separates us from God is our sin. People have tried many ways to bridge the gap between themselves and God. They have tried good deeds, philosophy, even religion, but all of our efforts to bridge the gap fall short.
As you say it, write "wages," "sin," and "death" under the man.	The Bible says that what we have earned (wages) for being a sinner (sin) is death (death). Death means more than just physical death—it means eternal separation from God.
On God's side of the canyon write "gift," and "God" and "E. L."	But this verse goes on to say that a gift (gift) has been provided by God (God), and that this gift is eternal life (eternal life). On one side of the canyon we have <u>wages</u> and <u>sin</u> and <u>death</u> . And on the other side of the canyon we have <u>gift</u> and <u>God</u> and <u>eternal life</u> .
	<ul style="list-style-type: none"> • On which side of the canyon would you like to be?
Draw an arch bridge over the canyon, then draw a large cross between the two sides of the canyon.	This is where the Bridge comes in. Jesus Christ is the Bridge that God has provided to give us the gift of eternal life. Through Jesus and His death on the cross to pay for our sins, we can cross over the canyon, and we will no longer be separated from God.
Write "Jesus" above the canyon; then draw an arrow through it.	This verse says that God provided the gift of eternal life in Jesus Christ. In order to cross over to God's side of the canyon, we must go through Him. He is the Bridge!
	To cross over a canyon on a bridge, you would have to trust the bridge to hold you. In the same way, in order to cross over to God, you must trust that Jesus Christ will be able to provide the way to eternal life.
	<ul style="list-style-type: none"> • Does eternal life in relationship with God sound like something you would like to experience for yourself?
	<ul style="list-style-type: none"> • Are you willing to believe in Jesus right now to cross over the Bridge, and put your trust in Jesus Christ?
	Let's pray and ask God to tell him you are willing to believe in Jesus Christ:
Lead in prayer of faith.	<i>Dear God: I know I am a sinner. My sin has separated me from You. Right now, I place my trust in Jesus Christ as my Lord and Savior. Thank You for coming into my life, forgiving my sin, and giving me eternal life. Take control of my life and make me the person You want me to be. In Jesus name. Amen.</i>



Here's what the finished picture should look like

Scriptures for Lesson 2

(Print these Scriptures and clip to give to your Trainees)

(1) James 1:22

(2) Luke 10:1

(3) Luke 10:17

(4) Mark 6:7

(5) Luke 9:1-6

(6) Luke 9:10

(7) Mark 6:30

(8) Romans 6:23

(9) John 17:3

(10) John 5:2

Trainer's Guide for Lesson #3 "Baptism: Displaying Your Salvation"

Desired Results for Lesson #3

- Your trainees understand the **meaning** of baptism
- Your trainees understand **why** Christ-followers should be baptized
- Your trainees understand **who** can baptize others
- Your trainees understand **when** Christ-followers should be baptized
- Your trainees understand **how** Christ-followers should be baptized

Materials needed:

- A copy of this Trainer's Guide
- A copy of the worksheet for Lesson #3 "Baptism: Displaying Your Salvation" for each trainee
- Access to copies of Lesson #3 for the trainees to use with the people they will train.
- Each trainee is expected to bring a Bible.

Total Time for this meeting = 90 minutes

FIRST THIRD – LOOKING BACK (30 minutes)

- 10 minutes **Pastoral care** – Open with a brief prayer asking for God's guidance and blessing on your time together. Ask your trainees to gather into groups of three or four and to share what has been going on in their life. Instruct them to share in bullet point form, one highlight and one challenge from the past week. Encourage them to allow opportunities for everyone to share.
- 5 minutes **Worship** – Choose some form of group worship such as: singing; listening to a song; reading the words of a song; or reading a portion of Scripture.
- 10 minutes **Accountability** – Ask each trainee to share their experiences from the last lesson. Did they share? With whom? What were some of the challenges? What were some of the successes?
- 5 minutes **Vision-Casting- Read Matt. 28:18-20.** God has given all of His followers responsibility for the Great Commission. Every Christian has the potential to take part and to bear much fruit for God. Everyone has the potential to witness to others and to train them. However, not everyone will do it. Not everyone will be a faithful "doer" of the Word. Many will be "merely hearers". As you train others, look for the "doers". These are the faithful ones you will want to pour your life into. As Paul tells Timothy in 2 Tim. 2:2, "The things which you have heard from me in the presence of many witnesses, entrust these to faithful men who will be able to teach others also." So, keep an eye out for these faithful people. How can you discover who the "doers" are? As Ying Kai says, "Train everyone. The 'doers' will quickly emerge. Those who are 'merely hearers' will tend to drop out. That is a good thing! It leaves you with more time to devote to the 'doers!'"

SECOND THIRD – LOOKING UP (30 minutes)

- 30 minutes **New Lesson** - This week's lesson is on Baptism. **Hand out** a copy of the Worksheet #3 "Baptism" and ask them to partner with someone other than their spouse. Allow time for them to work through the entire worksheet.

Review their answers to each of the questions by asking them to share their answers with the entire group.

FINAL THIRD – LOOKING ONWARD (30 minutes)

- 25 minutes **Practice the Lesson**—turn to the person next to you and explain baptism to them. Be sure to answer the meaning, why, who, when and how of baptism. Imagine you are explaining baptism to a new believer. What did you not explain clearly enough? How could you improve your explanation of baptism. Then trade roles and have the other person explain baptism.

Baptism Demonstrated

During baptism, you are lowered fully into the water. Let's practice it in "dry air." Have someone stand and pretend they are with you in the water. They will pinch their nose with their right hand and grab their right wrist with their left hand. You will put your right hand on top of their hands and your left hand in the middle of their shoulder blades. Lower them momentarily under the water and back out again. Tell them to bend their knees as you put them under water.

What to say during a baptism:

1. Ask the person being baptized to share their faith story.
2. Then baptize saying, "In obedience to Jesus Christ and because of your confession of Him as your Savior and Lord, I baptize you, (name), in the name of the Father, Son and Holy Spirit."

Baptism Instructions:

- Baptize as soon as possible after a person trusts Christ—teaching immediate obedience
- Let Pastor Gary know you're going to baptize someone
- Have family members, friends or other witnesses present at the person's baptism
- Connect them with a local congregation immediately
- Keep Accurate Record of Baptisms

Possible Baptism Places:

- Swimming Pool; Hot Tub; YMCA; Health Club

All trainees should practice baptizing one another in "dry air."

5 minutes

Set goals and pray. Encourage each trainee to:

- Continue to share their Faith Story with at least 5 people.
- Think of the people in your "Oikois" who need to be baptized.
- Review and practice the act of baptizing.
- Memorize this verse during the week: *Romans 6:4 (NLT) For we died and were buried with Christ by baptism. And just as Christ was raised from the dead by the glorious power of the Father, now we also may live new lives.*
- Close in prayer.

Worksheet for Lesson #3 "Baptism"

Read the following scriptures: Galatians 3:27, Matthew 3:13-17, and Romans 6:4 then answer this question:

"What is the meaning of baptism?"

Important Note: Baptism doesn't make you a believer — it shows that **you already believe**. Baptism does not "save" you, only your faith in Christ does that. Baptism is like a wedding ring. It's the outward symbol of the commitment you made in your heart.

Read (Luke 6:46, NLT) and First John 2:3 and then write down how these verses answer the question "Why should you be baptized?"

Next read Matt. 28:18-20 and then answer these questions.

1. In this passage, Jesus commands Christ-followers to "make disciples." What are the three things that Jesus includes in His instructions as to how to make disciples?

2. What is the order of these instructions?

3. Who can baptize according to this passage? _____

Important Note: More than being baptized, this passage commands us to be baptizers.

Next, look up any 3 of the passages below and answer the question "When should a Christ-follower be baptized?"

Acts 2:38–39, 41 Acts 8:12 Acts 8:36–38 Acts 10:47–48 Acts 16:14–15 Acts 16:30–34 Acts 18:8

What method of baptism is referred to in Matt. 3:16 and in Acts 8:38-39? _____

Have you been baptized this way? _____ If not, would you like to be? _____

Who in your "oikos" should be baptized?

Baptism FAQs:

Questions and Answers about Water Baptism for T4T Disciple Makers

I. WHY BE BAPTIZED?

1. **TO FOLLOW THE EXAMPLE SET BY JESUS:** *Mark 1:9* “At that time Jesus came from Nazareth and was baptized by John in the river.”
2. **BECAUSE CHRIST COMMANDS IT:** *Matthew 28:19-20 (GNT)* “Jesus said, ‘Go then, to all people everywhere and make them my disciples, baptize them in the name of the Father, the Son, and the Holy Spirit...’”
3. **IT DEMONSTRATES THAT I REALLY AM A BELIEVER:** *Acts 18:8* “...many of the people who heard Him **believed** and were **baptized**.”

1 John 2:3 “We know that we have come to know Him, if we **obey** His commands.”

II. WHAT IS THE MEANING OF BAPTISM?

1. **IT IDENTIFIES ME WITH CHRIST:** *Galatians 3:27 (NLT)* And all who have been united with Christ in baptism have put on Christ, like putting on new clothes.
2. **IT IS AN ACT OF OBEDIENCE AND SURRENDER:** *Matthew 3:13–17 (NLT)* Then Jesus went from Galilee to the Jordan River to be baptized by John. But John tried to talk him out of it. “I am the one who needs to be baptized by you,” he said, “so why are you coming to me?” But Jesus said, “It should be done, for we must carry out all that God requires.” So John agreed to baptize him. After his baptism, as Jesus came up out of the water, the heavens were opened* and he saw the Spirit of God descending like a dove and settling on him. And a voice from heaven said, “This is my dearly loved Son, who brings me great joy.”
3. **IT IS A PICTURE OF SALVATION:** *Romans 6:3–4 (NLT)* Or have you forgotten that when we were joined with Christ Jesus in baptism, we joined him in his death? For we died and were buried with Christ by baptism. And just as Christ was raised from the dead by the glorious power of the Father, now we also may live new lives.

Note: Baptism doesn’t make you a believer—it shows that **you already believe**. It does not “save” you; only your faith in Christ does that. Baptism is like a wedding ring—it’s the outward symbol of the commitment you made in your heart. *Ephesians 2:8-9* “For it is by grace you have been saved, through faith...it is the gift of God—not by works, so that no one can boast.”

III. WHY BE BAPTIZED BY IMMERSION?

1. **BECAUSE JESUS WAS BAPTIZED THAT WAY:** “As soon as Jesus was baptized, He went up out of the water.” *Matthew 3:16*
2. **EVERY BAPTISM IN THE BIBLE WAS BY IMMERSION:** “...then both Philip and the man went down into the water and Philip baptized him. When they came up out of the water...” *Acts 8:38-39*
3. **THE WORD “BAPTIZE” MEANS “TO IMMERSE”** The Greek word “*baptizo*” means to immerse or dip under water.
4. **IT BEST SYMBOLIZES A BURIAL AND RESURRECTION:** *Colossians 2:12 (NLT)* For you were buried with Christ when you were baptized. And with him you were raised to new life because you trusted the mighty power of God, who raised Christ from the dead.

IV. WHO SHOULD BE BAPTIZED?

EVERYONE WHO HAS BELIEVED IN CHRIST: *Acts 2:41a* “Those who believed and accepted His message were baptized”; *Acts 8:12* “But when they believed Philip as he preached the Good News...they were baptized, both men and women.”

V. WHO CAN BAPTIZE?

ANY CHRIST-FOLLOWER WHO IS CONNECTED WITH A LOCAL CHURCH: Jesus’ command in the Great Commission is as much a command to be baptizers as it is to be baptized. *Matthew 28:19-20 (GNT)* “Go then, to all people everywhere and make them my disciples, **baptize them** in the name of the Father, the Son, and the Holy Spirit, and then teach them to obey everything I have commanded you.”

VI. WHEN TO BE BAPTIZED?

AS SOON AS YOU HAVE BELIEVED: There is no reason to delay. As soon as you have decided to receive Christ into your life, you can and should be baptized. If you wait until you are “perfect,” you’ll never feel “good enough”!
*Acts 2:41 “Those who believed...were baptized...**that day!**”*

“Then Philip began with the scripture and told him the Good News about Jesus. As they traveled along the road, they came to some water, and the man said, ‘Look, here is water! Why shouldn’t I be baptized right now?’ Philip said, ‘If you believe with all your heart, you may.’ The man answered, ‘I believe that Jesus Christ is the Son of God.’ So they went down into the water and Philip baptized him.” Acts 8:35-38

VII. WHY IS BAPTISM IMPORTANT?

There is something very special that happens when a person is baptized. Often we hear that it is one of the most profound spiritual experiences in a person’s life. This is because we are experiencing just a little of what Jesus experienced when he died on the cross for us. We have to be willing to humble ourselves and get wet in front of people. In this we share just a very small part of Christ’s suffering. We don’t want anyone to miss out on this experience.

“I want to know Christ and experience the mighty power that raised him from the dead. I want to suffer with him, sharing in his death” Philippians 3:10

VIII. HOW TO BAPTIZE

1. Baptism Instructions:

- Baptize as soon as possible after a person trusts Christ—teaching immediate obedience
- Let Pastor Gary know you’re going to baptize someone
- Have family members, friends or other witnesses present at the person’s baptism
- Connect them with a local congregation immediately
- Keep Accurate Record of Baptisms

2. Possible Baptism Places: Swimming Pool; Hot Tub; YMCA; Health Club

3. What you should wear: Women should wear shorts and a dark t-shirt rather than a swimsuit. Men may wear a swimsuit and a dark t-shirt. Don’t forget a towel and a change of clothes.

4. What to say during a baptism:

- Ask the person being baptized to share their faith story.
- Then baptize saying, “In obedience to Jesus Christ and because of your confession of Him as your Savior and Lord, I baptize you, (name), in the name of the Father, Son and Holy Spirit.”

VI. WHAT ABOUT MY CHILDREN?

ALLOW THEM TO BE BAPTIZED WHEN THEY TRUST IN JESUS: Since we believe the Bible teaches baptism is for those who have made a commitment to follow Christ, we wait until our children are old enough to **believe** and understand the true commitment they are making to Christ. Some churches practice infant baptism. This ceremony is intended to be a covenant between the parents and God on the behalf of the child. The parents promise to raise their child in the faith until the child is old enough to make his own personal commitment to Christ. While we affirm the idea of parents *dedicating* their children to the Lord, this is different from the baptism talked about in the Bible, which was only for those old enough to believe. The purpose of water baptism is to publicly confess and demonstrate your personal commitment to Christ.



Onward Ministries, Inc. • PO Box 681 • Fishers, IN 46038
Pastor Gary Stump • 317.513.0227 • gary@garystump.org
Worshipping at Conner Prairie 10:30am Sundays

Trainer's Guide for Lesson #4 The Bible: God's Way of Talking to You

Desired Results for Weekly Meeting #4

Your trainees will learn how to read and study the Bible for their own personal devotions
Your trainees will learn how to read and study the Bible with their trainees (someone else)
Your trainees will learn and use the "Star Method" for studying the Bible
Your trainees will learn and use the "3-Column Method" for studying the Bible
Your trainees will review different translations of the Bible and understand their differences.
Your trainees will learn about various Bible study tools that are available

Materials needed

- A copy of this Trainer's Guide
- A copy of Lesson #4 worksheet "The Bible: God's Way of Talking to You" for each trainee
- Access to copies of Lesson #4 for the trainees to use with the people they will train.

Total Time for this meeting = 90 minutes

FIRST THIRD – LOOKING BACK (30 minutes)

- 10 minutes **Pastoral care** – Open with a brief prayer asking for God's guidance and blessing on our time together. Ask your trainees to gather into groups of three or four and to share what has been going on in their life. Instruct them to share in bullet point form, one highlight and one challenge from the past week. Encourage them to allow opportunities for everyone to share.
- 5 minutes **Worship** – Choose some form of group worship such as: singing; listening to a song; reading the words of a song; or reading a portion of Scripture.
- 10 minutes **Accountability** – Ask all trainees to report on the following: who have they shared their faith story with this week; who have they talked to about baptism; and have they thought about someone that they might start training.
- 5 minutes **Vision-Casting** - In the parable of the seeds and soils ([Mark 4:3-20](#)), Jesus used a word picture to describe the different levels of receptivity people have toward God's Word. He tells of a farmer broadcasting seed along the edge of a field. Some seeds fall on the hard-packed path beside the field; some fall on rocky ground that has little topsoil; some fall in the weeds; and some fall in fertile soil that offers a good environment for growth. The various places they fall provide images of the human heart as it is confronted with God's Word. Some people have hearts that are hard-packed, like a frequented footpath. God's Word does not get through to these hearts. Others have shallow hearts that seem open to God's Word. The Word comes and they respond, but the moment things get tough, the pressures of life override the principles of God's Word, and the spiritual life withers. A third type of person engages God's Word at a deeper level, but worries and desire for worldly things squeeze out the Word, choking it from the person's life. Finally, there are those who receive the Word with a heart like a well-tilled field. This is the picture of a person fully receptive to God's Word, and God's Word brings exponential growth to their spiritual life.
- A survey that Ed Stetzer conducted in 2008 for his book "Lost and Found" stated that of young adults ages 20-29, 61% said "yes" to the question: "I would be willing to study the Bible if a friend asked me to." And 89% said "yes" to the question: "If someone wanted to tell me what she or he believed about Christianity, I would be willing to listen." People are hungry for genuine spiritual truth. And you are being trained to tell them. The question is, will you? We have found there are four categories of those who are trained in T4T Groups to make disciples: Attenders, Witnesses, Starters, Trainers.
- Which of these are you becoming?

SECOND THIRD – LOOKING UP (30 minutes)

- 30 minutes **New Lesson** – This week's lesson is on "The Bible: God's Way of Talking to You". Hand out the Worksheet #4 and work through the questions with your group.

FINAL THIRD – LOOKING ONWARD (30 minutes)

25 minutes

Practice the Lesson

Get in groups of 3-4 and Look up **Psalm 119:1-16** and apply the Star method.

Next, look up **John 11:35** and apply the 3-Column method.

5 minutes

Set Goals and Pray. Encourage each trainee to:

- Share your Faith Story with 5 people this coming week.
- Choose at least one short Bible passage during the week and apply the 3-Column method.
- Choose at least one longer Bible passage during the week and apply the Star method.
- Memorize this verse during the week: **Job 23:12** (NLT) "*I have not departed from his commands, but have treasured his words more than daily food.*"
- Close in prayer.

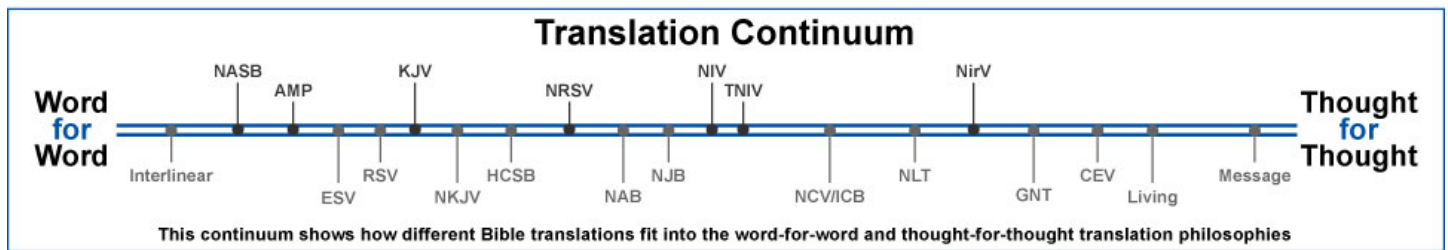
Worksheet Lesson 4 “The Bible: God’s Way of Talking to You”

1. Look up the Bible verses below and answer: What are the benefits of personal Bible study?

- Psalm 1:1-3 _____
- Romans 15:4 _____
- Psalm 19:8 _____
- James 1:23-25 _____
- Psalm 119:11 _____
- Psalm 119:105 _____

2. What translation of the Bible do you use? _____

How did you decide on that particular translation? _____



There are many translations and versions of the Bible that range from very literal, almost word-for-word translations, to thought-for-thought translations, and some are paraphrase Bible versions. Each has a different purpose. Here are a few of the more common Bible translations and versions:

- New Living Translation NLT (Easy to read for new learners)
- English Standard Version ESV (Good literal translation)
- New International Version NIV (Very popular for general reading and study)
- New King James Version NKJV (Traditional-sounding Bible)
- Message MSG (Popular paraphrase; modern vernacular)
- New American Standard Bible NASB (Great for word studies)

Note: The tools we recommend for you is a copy of the **New Living Translation (NLT)** for reading. And we recommend the **ESV Study Bible** for study. This single edition contains many features that provide help for studying the Bible including: 20,000 notes, Book Introductions, Over 50 articles on doctrine, theology and Bible archeology, 200 charts, 200 full-color maps, 80,000 cross-references, and 40 all-new illustrations.

3. Which of these Bible Study Tools have you used and which was most helpful?

- Study Bible Concordance Bible Dictionary Bible Atlas Bible Commentary

4. What On-Line Tools do you use? _____

Here is a partial list of Bible study tools available for free on the Internet.

- YouVersion (www.youversion.com)
- Bible Gateway (www.biblegateway.com)
- Bible Study Tools (www.biblestudytools.com)
- Glo Bible (www.globible.com)

Trainer's Guide for Lesson #5 "Prayer: Your Way of Talking to God"

Desired Results for Weekly Meeting #5

- Your trainees understand why prayer should be an important part of their lives
- Your trainees learn the proper attitude and content of effective prayer
- Your trainees will be trained how to pray with and for others
- Your trainees will be introduced to the practice of using a Prayer Journal

Materials needed

- A copy of this Trainer's Guide
- A copy of the Worksheet Lesson #5—"Prayer: Your Way of Talking to God" for each trainee
- Access to copies of Lesson #5 for the trainees to use with the people they will train.
- Each trainee is expected to bring a Bible.

Total Time for this meeting = 90 minutes

FIRST THIRD – LOOKING BACK (30 minutes)

- | | |
|------------|---|
| 10 minutes | Pastoral care – Open with a brief prayer asking for God's guidance and blessing on your time together. Ask your trainees to gather into groups of three or four and to share what has been going on in their life. Instruct them to share in bullet point form, one highlight and one challenge from the past week. Encourage them to allow opportunities for everyone to share. |
| 5 minutes | Worship – Choose some form of group worship such as: singing; listening to a song; reading the words of a song; or reading a portion of Scripture (i.e. Psalm 13). |
| 10 minutes | Accountability – Ask all trainees to report on the following: (with prayer partners)
With whom have you shared your story? With whom have you shared God's plan of salvation?
Who has believed? Who have you baptized? Who are you training? |
| 5 minutes | Vision-Casting – Tell your trainees...
As believers, we often take for granted the intimate relationship we have with God. For a new believer, though, it is a radical life change. For this reason, he or she may not grasp the full extent of this blessing of being able to talk openly and freely with God anytime, anywhere. If we desire that new believers will continue to grow spiritually and be fruitful for God's Kingdom, then their lives must be filled with prayer. |

God's way of talking to us is predominately through His word—the Bible. Our way of talking to God is through prayer. In order for us to nourish our relationship with God we must have two-way communication. We must seek to hear from Him through our study of the Bible. We must share our heart with God through prayer. The depth of the intimacy of our relationship will be determined through our attention to a continual dialog with God. Prayer plays a critical role in the process of making disciples. A trainee needs to learn how to pray for those in his or her oikos who have not yet trusted Christ. They need to learn to pray for willingness and boldness to share with everyone. And they need to pray that the power of the Holy Spirit would give them the right words to say. The entire process must be surrounded by prayer. Learning to pray is one of the most important things a new disciple and disciple maker need to learn.

SECOND THIRD – LOOKING UP (30 minutes)

- | | |
|------------|--|
| 30 minutes | 5. New Lesson
This week's lesson is on "Prayer: Your Way of Talking to God." Hand out copies of the worksheet " Lesson #5 – Prayer: Your Way of Talking to God ". Lead a Bible discussion on prayer by working your way through the questions and Scriptures on the worksheet. Instead of telling them the "correct" answers to the questions, guide your trainees to draw the meanings out of the Bible passages through their own study and observation. |
|------------|--|

FINAL THIRD – LOOKING ONWARD (30 minutes)

20 minutes

6. Practice the Lesson Give your trainees several scenarios (see below for examples) and ask them to use the Lord's prayer as a guide in praying for these situations.

Scenario A: "One of your trainees has just learned that his mother has been diagnosed with cancer."

Scenario B: "Your trainee has just learned that her husband has been unfaithful."

Scenario C: "Your trainee is struggling with discouragement and is feeling overwhelmed with life."

Scenario D: "Your trainee has just lost his job."

10 minutes

Set Goals & Pray

Goals

- Share their Faith Story with 5 people this week
- Pray daily for the requests of their prayer partner(s)
- Memorize this verse during the week: *Philippians 4:6–7*

Pray

- Share Prayer Requests in groups of 2 or 3
- Pray for one another using the Lord's Prayer as a guide
- Pray for the non-Christians in your "oikos" by name

Worksheet Lesson #5 – Prayer: Your Way of Talking to God

1. Why do we need to pray?

a. Jesus gave us a command: What did Jesus command about prayer? (Luke 18:1)

b. Jesus gave us an example: Describe Jesus' prayer life. (Mark 1:35; Matthew 14:23; Luke 5:16; Luke 6:12)

2. What are the benefits of prayer?

Don't worry about _____; instead, pray about _____ . Tell God what you _____ , and _____ for all he has done. Then you will experience God's _____ , which exceeds anything we can understand. His peace will guard your _____ and _____ as you live in Christ Jesus. (Philippians 4:6-7, NLT)

(List the benefits of prayer in space below)

3. What are the 3 answers to prayer? (1) _____ (2) _____ (3) _____

4. Truths for Effective Prayer:

- We pray to the Father (Luke 6:2). We are told we can call Him "Papa, Dad, Daddy" ("Abba Father"—Romans 8:15).
- We pray through the authority given us by the Son, Jesus Christ (John 14:13). That's why we pray "in Jesus' name."
- We pray in the power of, or as guided by, the Holy Spirit (Romans 8:26-27).
- We pray according to God's will (1 John 5:14-15).
- We often end our prayers with "amen," ("may it be true") which expresses strong agreement or affirmation.
- We pray in normal, conversational language.
- We can pray at any time of the day and at any place, and we don't have to assume a particular body position to pray.

THE LORD'S PRAYER: The Disciples asked Jesus to teach them to pray. Here is what he taught them...

Our Father in heaven, Hallowed be Your name. Your kingdom come. Your will be done On earth as it is in heaven. Give us this day our daily bread. And forgive us our debts, As we forgive our debtors. And do not lead us into temptation, But deliver us from the evil one. For Yours is the kingdom and the power and the glory forever. Amen. Matthew 6:9-13 (NKJV)

Phrase	Meaning
<i>Our Father in heaven</i>	
<i>Hallowed be Your name</i>	
<i>Your kingdom come</i>	
<i>Your will be done On earth as it is in heaven</i>	
<i>Give us this day our daily bread.</i>	
<i>And forgive us our debts, As we forgive our debtors.</i>	
<i>And do not lead us into temptation, But deliver us from the evil one.</i>	
<i>For Yours is the kingdom and the power and the glory forever. Amen.</i>	

Trainer's Guide for Lesson #6 "Church: Biblical Christian Community"

Desired Results for Weekly Meeting #6

- Your trainees have a basic Biblical understanding of who the Church is and how it functions.
- Your trainees know the elements that make up a healthy church.
- Your trainees understand the responsibilities of the Church regarding financial giving.
- Your trainees know how to properly administer the Lord's Supper to others.
- Your trainees know how to share "Lesson 6 – Church: "Biblical Christian Community" with the people they are training.

Materials needed

- A copy of this Trainer's Guide
- A copy of the worksheet for Lesson #6 for each trainee
- Access to copies of Lesson 6 for the trainees to use with the people they will train
- Each trainee is expected to bring a Bible.

Total Time for this meeting = 90 minutes

How to Lead this Weekly Meeting

Open with a brief prayer, asking for God's guidance and blessing on your time together.

FIRST THIRD – LOOKING BACK (approximately half an hour)

- | | |
|------------|---|
| 10 minutes | Pastoral care – Take time to listen to what God is doing in the life of each trainee and in their families. Encourage and pray for one another. |
| 5 minutes | Worship – Choose some form of group worship such as: singing; listening to a song; reading the words of a song; or reading a portion of Scripture. (Ephesians 5) |
| 10 minutes | Accountability – Ask all trainees to report on the following: to whom they told their story this week and whom they have trained. Offer encouragement along with peer accountability. Here are some good accountability questions that you can ask: <ul style="list-style-type: none">• Are you having a daily time communing with God through prayer and reading the Bible?• With whom have you shared your story?• With whom have you shared God's plan of salvation? Who has believed?• When are you training them to share their own story and to explain to others God's plan of salvation? Are you teaching them the 6 lessons? |
| 5 minutes | Vision-Casting – <i>New believers must be gathered into churches. Why? Because this was God's design from the beginning. Church planting is not our core value because it's a great way to reach people; it is our value because this was the purpose of Creation—the preparation of a bride for the Son. Ephesians 5:27, 30-32 (NLT) "He did this to present her [His bride, the church] to himself as a glorious church without a spot or wrinkle or any other blemish. Instead, she will be holy and without fault...30 And we are members of his body. 31 As the Scriptures say, 'A man leaves his father and mother and is joined to his wife, and the two are united into one.' 32 This is a great mystery, but it is an illustration of the way Christ and the church are one."</i> |

Living in community as church is God's way to equip His people to be what they were designed to be and do what they were called to do.

This is the lesson that will transition your new believer, and those that he or she has led to faith in Christ, into a new community of believers. It's important to realize that you're not starting from scratch here. Each week you've been doing the sorts of things that any disciple-making church should be doing: pastoral care, worship, accountability, vision-casting, fellowship, learning God's word, and prayer together.

Take this week to teach your trainees how church is built on the teachings of Jesus. Help them to see that they, too, can "be", and "do" church. It is important to use this opportunity to reinforce the 2 Timothy 3:16-17 principle of how they can feed themselves and correct themselves not only as individuals, but as a community of new believers as they study the Word of God together. Spend time explaining to them the importance of obeying Christ's instructions regarding: a) baptism, b) the Lord's Supper, and c) financial giving. Help them realize that if they never see their own trainees again, they can be assured that these disciples will now grow as a community of believers because of what they've been taught this week.

SECOND THIRD – LOOKING UP (30 minutes)

30 minutes **New Lesson:** This week's lesson is: **“Church: Biblical Christian Community”**
Give each trainee a copy of the worksheet for lesson 6. **“Church: Biblical Christian Community”**.
Lead a group discussion through the worksheet.

FINAL THIRD – LOOKING ONWARD (30 minutes)

20 minutes **Practice the Lesson** – Give the following instructions to your trainees and then divide into small groups of 4-6 to share the Lord's Supper.

1. Read the Scripture on the Lord's Supper (1 Cor. 11:23-26; or Matthew 26:26-30)
2. Explain the meaning of the Lord's Supper
3. Pray
4. Partake of the bread and cup

10 minutes **Set goals and pray** – Encourage each trainee to:

- Continue to share your Faith Story with at least 3 people this next week.
- Commit to pray for the requests of your group members.
- Practice using the Star Method as you read the Bible until we meet again

Close in prayer.

Worksheet Lesson 6: "The Church: The Community of Believers"

Note: When you become a Christian, you are a member of God's family. God is your heavenly Father, and all Christians are like brothers and sisters of the same family. "...this household is the church of the living God..." (1 Timothy 3:15). The household is not a building, and the "church" is not a place of worship, but is a body (a connected gathering) of believers.

1. What are the essential components of a church? Pair with someone and read **Acts 2:41-47** (below) and then find the key elements that should characterize a healthy church: List these elements in the spaces below.

Acts 2:41-47 (NLT) *Those who believed what Peter said were baptized and added to the church that day—about 3,000 in all. ⁴² All the believers devoted themselves to the apostles' teaching, and to fellowship, and to sharing in meals (including the Lord's Supper), and to prayer. ⁴³ A deep sense of awe came over them all, and the apostles performed many miraculous signs and wonders. ⁴⁴ And all the believers met together in one place and shared everything they had. ⁴⁵ They sold their property and possessions and shared the money with those in need. ⁴⁶ They worshiped together at the Temple each day, met in homes for the Lord's Supper, and shared their meals with great joy and generosity—⁴⁷ all the while praising God and enjoying the goodwill of all the people. And each day the Lord added to their fellowship those who were being saved.*

2. Understanding Financial Giving: Working with your partner, read 2 Corinthians 9:6-7, then write in your own words what this passage teaches you about giving.

2 Corinthians 9:6-7 (NLT) *"Remember this -- a farmer who plants only a few seeds will get a small crop. But the one who plants generously will get a generous crop. You must each make up your own mind as to how much you should give. Don't give reluctantly or in response to pressure. For God loves the person who gives cheerfully."*

What does the Bible teach about our financial giving?

3. Understanding the Lord's Supper: Read the passage below and then answer the questions.

1 Corinthians 11:23-26 (NLT) *For I pass on to you what I received from the Lord himself. On the night when he was betrayed, the Lord Jesus took some bread ²⁴ and gave thanks to God for it. Then he broke it in pieces and said, "This is my body, which is given for you. Do this to remember me."²⁵ In the same way, he took the cup of wine after supper, saying, "This cup is the new covenant between God and his people—an agreement confirmed with my blood. Do this to remember me as often as you drink it."²⁶ For every time you eat this bread and drink this cup, you are announcing the Lord's death until he comes again.*

What do the elements of the Lord's Supper represent?

Bread = _____

Wine or Grape Juice = _____

What is the expressed purpose of the Lord's Supper?

What are the requirements for sharing the Lord's Supper with other Christians?

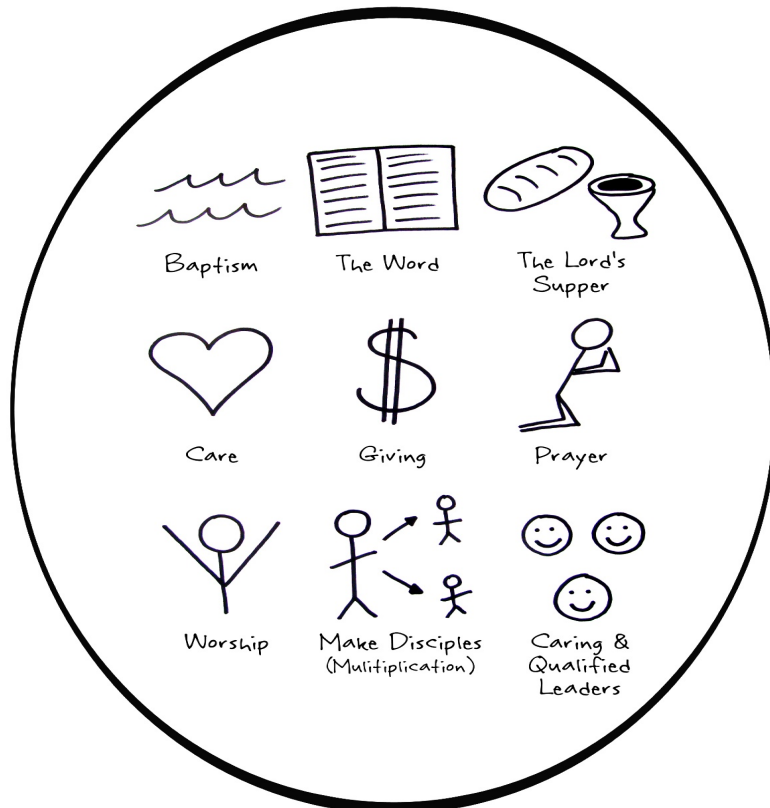
4. **Understanding Qualified Leaders:** God has provided order in the church by equipping leaders to lead His churches.

Hebrews 13:17 (NLT) *Obey your spiritual leaders, and do what they say. Their work is to watch over your souls, and they are accountable to God. Give them reason to do this with joy and not with sorrow. That would certainly not be for your benefit.*

What does this passage say about the leaders?

What does this say about your response to your leaders?

5. Use the diagram below and Acts 2:41-47 to explain to your partner the key elements that characterize a healthy church:



Trainer's Guide for Lesson #7 "The Great Commission: Reaching Your World"

Desired Results for Weekly Meeting #7

- Your trainees have a deeper understanding of the Great Commission.
- Your trainees will complete a **10 Most Wanted list** of people they desire to lead to Christ
- Your trainees will develop an initial plan for identifying their first T4Tgroup.
- Your trainees will begin to develop a strategic plan to reach their "oikos," neighborhood, work place or "third place" with the Gospel and train them to be disciple makers ("Your Mission")
- Your trainees know how to share "Lesson 7-The Great Commission: Reaching Your World" with people they are training.

Materials needed

A copy of this Trainer's Guide

A copy of the worksheet for Lesson #7 for each trainee

Access to copies of Lesson 7 for the trainees to use with the people they will train

Each trainee is expected to bring a Bible.

Total Time for this meeting = 90 minutes

FIRST THIRD – LOOKING BACK (30 minutes)

- 10 minutes **Pastoral care** – Open with a brief prayer asking for God's guidance and blessing on your time together. Ask your trainees to gather into groups of three or four and to share what has been going on in their life. Instruct them to share in bullet point form, one highlight and one challenge from the past week. Encourage them to allow opportunities for everyone to share.
- 5 minutes **Worship** – Choose some form of group worship such as: singing; listening to a song; reading the words of a song; or reading a portion of Scripture.
- 10 minutes **Accountability** – Ask all trainees to report on the following:
Are you having a daily time communing with God through prayer and reading the Bible?
With whom have you shared your faith story?
With whom have you shared God's plan of salvation? Who has believed? Who have you baptized?
When are you training them to share their own story and to explain to others God's plan of salvation? Are you teaching them these T4T lessons?
- 5 minutes **Vision-Casting: Tell your trainees:**
From the beginning of these sessions, we have been talking about becoming better disciples of Jesus by becoming disciple-makers. The Great Commission has been the cornerstone of our teaching. We have emphasized 3 aspects of this command: **1) Go, not come; 2) Every Christian is to tell everybody, not just some Christians telling some people; 3) and make disciple-makers not church members.**
But God has not called you specifically to reach everyone in the world—just the people in "your world." Just like the Apostle Paul did, the purpose of this lesson is to provide you with some focus in developing a strategic plan for steps onward.
One of the greatest obstacles to an effort such as this is the fact that in order to actually engage in Jesus' mission of making disciples something in our lives must change. Just knowing how to make disciples is not enough. We must also make the necessary adjustments in our lifestyle to have the space to be obedient. If we think we will simply add disciple-making to the list of our current activities, we will certainly fail.
In many countries, including where Ying Kai serves, new Christians must be taught how to endure severe persecution. In America, persecution is not the problem, but busyness is the enemy to disciple-making. **What are you willing to change about your lifestyle in order to find the time to effectively engage in the Great Commission?** This challenge must be taken seriously if you are to succeed.
So, we must look to God's word for promises and assurance. The promise of Scripture is clear: God will harvest a great multitude for Himself from every people group and He will launch discipleship revolutions that will shake the world. Do we think that God would command / commission us to do something and then let us fail when we do what He tells us to do? The promise is clear so we must live our lives based on it! He wants to fulfill His promise in our place, in this time, and through us!

SECOND THIRD - LOOKING UP (30 minutes)

30 minutes

New Lesson—Start with the following introduction... This week's lesson is "The Great Commission: Reaching Your World." During this lesson we take a closer look at the Great Commission and begin developing specific plans for reaching the people in your sphere of influence with the Gospel. You will be encouraged to begin thinking of yourself as a catalyst to connect, train and mobilize other Christians to be engaged in a shared vision with you in your "oikos," neighborhood, work place or "third place."

Hand out copies of Worksheet #7 and guide the group through a short discussion of questions 1-4.

Then ask each person to take some time quietly to work through the rest of the worksheet under the section **DEVELOPING A PLAN FOR "YOUR WORLD"**

FINAL THIRD – LOOKING ONWARD (30 minutes)

25 minutes

Practice the Lesson – Instruct your trainees to divide into 2's or 3's and do the following:

1. Describe "Your Mission" to the other members in your work / prayer group
2. Pray for the missions ("Your Mission") that have been shared in your work / prayer group
3. Pray for your Ten Most Wanted in your work / prayer group

5 minutes

Set goals and pray – Encourage each trainee to:

- Share their Faith Story with 5 people this week
- Pray daily for the requests of their prayer partner
- Pray daily for "Your Mission"
- Close in Prayer

Worksheet for Lesson 7—The Great Commission: A Plan to Reach Your World

1. Why should you be the one to make disciples? (Luke 10:2)

2. How do you know that your efforts will produce any results? (Matthew 13:23; Matthew 13:31-32; Mark 4:26-29)

3. What does God promise to those who live their lives on mission with Him? (John 4:36; 1 Corinthians 3:8)

4. How did Paul know where to go in his mission for Christ? (Acts 13:2-3; Acts 14:23; Acts 16:6-10)

DEVELOPING A PLAN FOR "YOUR WORLD"

Step 1. Understanding Your World ("Your Mission")

Take a few minutes to prayerfully complete your "10 Most Wanted" list →

Who are you responsible to try to reach? (check all that apply)

- My "oikos"
- My neighborhood
- My work place
- My "third place" ("third place" is somewhere you spend significant time besides home or work, and have acquaintances & friends)

Where do you work? How many people are in your area at work? _____

Where do you live (which neighborhood)? _____

How many of the people in your neighborhood do you know? _____

List any social or service organizations to which you belong or any hobbies that involve you with a group of friends or acquaintances:

Who are the other Christians in each of these places above?

Write an "I will" statement below to describe who you will attempt to reach in "your world:"

TEN MOST WANTED

The following list of 10 people are who I would most like to see come into a transforming relationship with Jesus Christ. I will pray for these people, share my faith story with them, be willing to disciple them, and expectantly believe they will become committed Christ-followers.

YOUR NAME: _____

DATE: _____

1. _____
2. _____
3. _____
4. _____
5. _____
6. _____
7. _____
8. _____
9. _____
10. _____

Step 2. Obstacles: What obstacles prevent us from living out the Great Commission in your daily life? Spend some time thinking about the obstacles that are standing in your way from being on mission with God and then write them down and share with someone. (Here are some questions to get you started):

- What are your fears?
- What doubts do you have?
- What other priorities stand in your way?
- What wounds have you suffered in the past?
- What dreams did you give up on about the way God would use you?

What has to change in your life in order for you to actually obey the Great Commission? (Be specific)

Who could partner with you in making disciples in "your world?" (Luke 9:1-6; Luke 10:1-20; Acts 13:2; Acts 15:39-40)

Write a prayer below expressing your plan and asking God for wisdom, strength and power as you engage in the mission of reaching "your world" through disciple-making:

Trainer's Guide for Lesson #8 "Next Steps"

Desired Results for Weekly Meeting #8

- Your trainees have a better understanding of the lessons in the T4T disciple-making process.
- Your trainees know the 7 components of the "Three Thirds" method of leading a group.
- Your trainees have decided to form at least one of these two types of groups:
 - a. A Training Group in which Christians are being trained to make disciples using T4T
 - b. A Discovery Bible Study which contains group members who are not Christians
- Your trainees know how to share "Lesson 8-"Next Steps" with people they will train.

Materials needed

A copy of this Trainer's Guide

A copy of the worksheet for Lesson #8 for each trainee

Access to copies of Lesson 8 for the trainees to use with the people they will train

Each trainee should bring their own Bible.

Total Time for this meeting = 90 minutes

FIRST THIRD – LOOKING BACK (approximately half an hour)

- 10 minutes **Pastoral care** – Open with a brief prayer asking for God's guidance and blessing on your time together. Ask your trainees to gather into groups of three or four and to share what has been going on in their life. Instruct them to share in bullet point form, one highlight and one challenge from the past week. Encourage them to allow opportunities for everyone to share.
- 5 minutes **Worship** – Choose some form of group worship such as: singing; listening to a song; reading the words of a song; or reading a portion of Scripture.
- 10 minutes **Accountability** – Here are some questions that you can ask your trainees:
- Have you prayed daily for the people on your **Ten Most Wanted** list?
 - Have you further developed your plan for sharing the gospel with your family, at your work place, and your "third place"?
 - Who have you shared your faith story with this week?
 - Have you made plans to make up the training sessions you have missed?
- 5 minutes **Vision-Casting- Read:**

As we come to the end of the "short-term" lessons of the T4T disciple-making process, we need to remember the simplicity of these lessons. As Christians, we all have a faith story (Lesson 1) that we can share with others and when we encounter people who are willing to listen, we can confidently share the Good News about Jesus with them by using the "Bridge" to explain Romans 6:23 (Lesson 2). As soon as they accept Jesus, we can begin to encourage and teach them how to repeat this process with others and also toward immediate obedience by being baptized as soon as possible (Lesson 3). New Christians must learn to "feed" themselves so we must teach them how to read the Bible using a simple method like the "Star Method" (Lesson 4). We are equipped to teach others how to pray by sharing with them the same model that Jesus taught his disciples using the Lord's Prayer as our guide (Lesson 5). Being connected into a community of believers—the church—is another essential step in the life of a new Christian (Lesson 6). Following the example of the early church, we have a clear picture of the components of an authentic Christian community including the cornerstone of this entire process: "obedience-based" discipleship focused on the Great Commission. We need to help the new disciples begin to think strategically about how to reach their "oikos" (family and closest friends) with the Gospel (Lesson 7). At this point in the disciple-making process the new believer still needs your help, so we must be able to transition to "Long-Term Discipleship" by studying through the Gospel of Mark (Lesson 8). Plus this same format can be used to lead "Discovery Bible Studies" with those who have not yet made a commitment to Christ.

SECOND THIRD – LOOKING UP (approximately half an hour)

Introduction: In this lesson we will explain how to transition to "Long-Term Discipleship" using the Gospel of Mark; plus the lesson will explain how to use the Gospel of Mark for a Discovery Bible Study with non-Christians.

30 minutes **New Lesson:** This lesson will have two primary goals: 1. To review the components of the **Three Thirds** method, and 2. To review the **Star Method** of studying the 1st Lesson in Mark (Mark 1:1-15). Hand out the worksheet for Lesson 8 and ask the trainees to work through it in their new groups.

FINAL THIRD – LOOKING ONWARD (approximately half an hour)

30 minutes Q & A session with attendees.

10 minutes Introduction to concept of: **Follow & Fish (Mark 1:17)**
Follow (something to obey) = Write and "I will" statement that describes what you will do as a result of the study today. Be sure you are stating this in a way that is "obey-able."
Fish (someone to tell) = who will you tell about Jesus in the next week?

Close in Prayer

Worksheet #8: "Next Steps"

PAST: Review the T4T 3/3rds Process

I. List the 4 components of the **FIRST THIRD** of a T4T training lesson and briefly explain the significance of each component. Divide into groups of 4 and have each person explain one of the 4 parts of this First Third.

1. _____
2. _____
3. _____
4. _____

II. What is the primary component of the **SECOND THIRD** of a T4T training lesson?

5. _____

III. List the 2 components of the **FINAL THIRD** of a T4T training lesson?

6. _____
7. _____

Within your group, list and explain the 3 elements of the **Star Method**.

- ★ = _____
- ? = _____
- = _____

What are the 7 Initial Lessons for Short-Term Disciple-Making?

1. _____
2. _____
3. _____
4. _____
5. _____
6. _____
7. _____

PRESENT: Transitioning to "Long-Term Discipleship"

Hand out the Leader's Guide for the Gospel of Mark and explain how to use it.

What will your next group be?

- Discovery Bible Study T4T Training Group

Who are you going to invite into your new group?

Leader's Guide for Lessons 1-8 The Gospel of Mark

Desired Results for Each Lesson

1. Members of the group will grasp a better understanding of the person and work of Jesus Christ.
2. Members of the group will become more proficient in using the "Star Method" for Bible study.
3. Members of the group will learn how to lead a Bible study using the "Three Thirds Process"
4. Members of the group will create an "I will statement" each week to obey God as discovered in the Scriptures.
5. Members of the group will share this lesson with someone else each week.

Materials needed

- Each member of the group will be expected to bring their own Bible.
- A pen for each member of the group
- Access to copies of this lesson guide for the group members to use with the people they will train.

Total Time for this meeting = 90 minutes

FIRST THIRD – LOOKING BACK (approximately half an hour)

- | | |
|------------|--|
| 10 minutes | Pastoral care – Take time to share what God is doing in the lives of each group member and share prayer requests. Encourage and pray for one another. |
| 5 minutes | Worship – Choose some form of group worship such as: singing; listening to a song; reading the words of a song; or reading a portion of Scripture |
| 10 minutes | Accountability – Ask each group member to share stories about who they have shared Christ with and who they have begun taking through the 8 training lessons. |
| 5 minutes | Vision-Casting – Share how this process helps us obey the Great Commission |

SECOND THIRD – LOOKING UP (approximately half an hour)

- | | |
|------------|---|
| 30 minutes | New Lesson – Read the Scripture for the lesson out loud in the group. Then ask each member to utilize the "Star Method" in studying the passage. Then lead the discussion through all the stars, then the questions (remember: never answer a question unless you know the answer); then through the arrows. |
|------------|---|

As you work your way through this passage remember to:

1. Anything that stands out or draws your attention. **Mark with a Star.** (☆)
2. Anything that you find hard to understand or have a question about. **Mark with a Question Mark.** (?)
3. Anything that applies personally to your life or that you feel directs you to do something. **Mark with an Arrow.** (→)

Final Third – LOOKING ONWARD (Approximately 30 minutes)

- | | |
|------------|--|
| 25 minutes | Have members of the group form groups of 2-3 people and discuss:

Follow: something to obey; each member of the group will share what they will obey as a result of the day's study by writing an "I will statement." The other members will coach the person to be sure their statement is measurable or "obey-able."

Fish: someone to tell; each member of the group will determine with whom they will share the lesson or their faith story in the coming week (or until you meet again). Then share this commitment with your other group members. |
| 5 minutes | Set Goals and Close in Prayer |

Leaders Guide for GOSPEL OF MARK—T4T Discovery Bible Study in 8 Lessons

Lesson	Scripture Passage	Additional Discussion Questions
1	Mark 1:1-15 Jesus Baptized	<ol style="list-style-type: none"> 1. How does Mark show us that Jesus is worthy of attention? 2. What “witnesses” does Mark call upon to introduce Jesus, and why? 3. What is meant by “repent,” “believe,” and “baptized?” 4. What implications does Jesus’ experience of temptation have for the temptations we face? 5. What steps could you take this week to encourage other Christians to be better witnesses for Christ?
2	Mark 2:1-12 Jesus Heals Paralyzed Man	<ol style="list-style-type: none"> 1. What do the details of this story tell you about the paralytic man, his friends, and Jesus’ reputation? 2. If someone in a crowd of people said to you, “Your sins are forgiven”, what would you and everyone else think of that person? 3. How does Jesus demonstrate his claim to be able to forgive sin? 4. Which is easier for you to do—forgive others or care for them when they are sick? 5. Following the example of the paralytic man’s friends, how could you go out of your way this week to help another believer who is experiencing pain or suffering?
3	Mark 3:7-35 Jesus chooses Disciples & sends them out; answers critics	<ol style="list-style-type: none"> 1. What was unusual about the crowds that came to see Jesus? 2. What responses to Jesus do you see in this passage? 3. Why was Jesus’ authoritative teaching a threat to the teachers of the law? 4. When, if ever, have you been thought of as “out of your mind” by other people because of your efforts to live a Christian life? 5. According to this passage, how do you become a part of Jesus’ family 6. What can you do this week that will restore a relationship that strains your unity with other Christians?
4	Mark 8:22-38 Jesus heals blind man; identifies himself	<ol style="list-style-type: none"> 1. What event takes place just before Peter’s confession? Why do you think these two stories are placed next to each other? 2. What do we learn about Jesus’ character from the way He treated the blind man? 3. What did Jesus tell his disciples to do if they wanted to follow Him? 4. According to Jesus, why does a follower of Christ have to “deny himself” and “lose his life”? 5. What specific steps can you take to listen closely to Christ this week?
5	Mark 10:17-45 Jesus & Rich Man	<ol style="list-style-type: none"> 1. According to verses 17-22, what would Jesus say is the basic character of people in the world today? 2. How did Jesus explain the way to inherit eternal life? 3. In verses 32-34, Jesus says that he is going to die. According to verse 45, what is the purpose of his death? 4. Read Isaiah 53:5, 10-12. How do these verses help us understand what a ransom is? 5. What is one distraction you can set aside this week to help you concentrate more on devotion to Christ?
6	Mark 14:53-15:15 Jesus’ Arrest & Trial	<ol style="list-style-type: none"> 1. Why did the Sanhedrin have such a difficult time convicting Jesus? 2. How are some of the characters in this passage similar to each other? How are they different? 3. What evidence is Mark presenting in his attempt to prove that Jesus is the Christ, the Son of God? 4. How does Jesus’ silence actually communicate his identity? (See Isaiah 53:7-9) 5. What is one step you can take this week to strengthen your conviction against pressure from co-workers, family or friends?
7	Mark 15:16-39 Jesus Crucified	<ol style="list-style-type: none"> 1. How many times does the phrase “King of the Jews” appear in Chapter 15? What is ironic about this? What is Mark trying to say about the events at the cross? 2. Read Psalm 22. How does this help you understand the words of Jesus from the cross in verse 34? 3. How does Psalm 22 end? What is Jesus ultimately claiming for himself? 4. Why do you think the events at the cross were necessary? 5. What final description of Jesus’ identity does Mark provide? Where have you seen this title before? 6. What should be your response if you are criticized for your faith this week?
8	Mark 15:42-16:8 Jesus Raised from Dead	<ol style="list-style-type: none"> 1. Of what fact does Mark want his readers to be sure of in verses 42-47? 2. What does Mark say happened to Jesus’ body? 3. What do Joseph’s actions tell us about his own understanding of Jesus? 4. Why is it significant that Jesus rose from the dead? 5. What do you see as your personal role in helping spread the news about Christ?

T4T: ALL 8 BIBLE VERSES

<p>1. Faith Story</p> <p><i>Acts 1:8 (NLT) But you will receive power when the Holy Spirit comes upon you. And you will be my witnesses, telling people about me everywhere—in Jerusalem, throughout Judea, in Samaria, and to the ends of the earth.”</i></p>	<p>4. Bible Study</p> <p><i>Job 23:12 (NLT) I have not departed from his commands, but have treasured his words more than daily food.</i></p>	<p>7. The Great Commission</p> <p><i>Matthew 28:18–20 (NLT) Jesus came and told his disciples, “I have been given all authority in heaven and on earth. ¹⁹ Therefore, go and make disciples of all the nations,* baptizing them in the name of the Father and the Son and the Holy Spirit. ²⁰ Teach these new disciples to obey all the commands I have given you. And be sure of this: I am with you always, even to the end of the age.”</i></p>
<p>2. The Bridge</p> <p><i>Romans 6:23 (NLT) For the wages of sin is death, but the free gift of God is eternal life through Christ Jesus our Lord.</i></p>	<p>5. Prayer</p> <p><i>Philippians 4:6–7 (NLT) Don’t worry about anything; instead, pray about everything. Tell God what you need, and thank him for all he has done. ⁷ Then you will experience God’s peace, which exceeds anything we can understand. His peace will guard your hearts and minds as you live in Christ Jesus.</i></p>	<p>8. Training Disciple Makers</p> <p><i>2 Timothy 2:2 (NLT) You have heard me teach things that have been confirmed by many reliable witnesses. Now teach these truths to other trustworthy people who will be able to pass them on to others.</i></p>
<p>3. Baptism</p> <p><i>Romans 6:4 (NLT) For we died and were buried with Christ by baptism. And just as Christ was raised from the dead by the glorious power of the Father, now we also may live new lives.</i></p>	<p>6. The Church</p> <p><i>John 13:35 (NLT) Your love for one another will prove to the world that you are my disciples.”</i></p>	

Memory Verses:

1. Sharing Your Faith Story

Acts 1:8 (NLT) But you will receive power when the Holy Spirit comes upon you. And you will be my witnesses, telling people about me everywhere—in Jerusalem, throughout Judea, in Samaria, and to the ends of the earth.”

2. Presenting the Gospel (the Bridge)

Romans 6:23 (NLT) For the wages of sin is death, but the free gift of God is eternal life through Christ Jesus our Lord.

3. Baptism: Displaying Your Salvation

Romans 6:4 (NLT) For we died and were buried with Christ by baptism. And just as Christ was raised from the dead by the glorious power of the Father, now we also may live new lives.

4. The Bible: God's Way of Talking to You

Job 23:12 (NLT) I have not departed from his commands, but have treasured his words more than daily food.

5. Prayer: Your Way of Talking to God

Philippians 4:6–7 (NLT) Don't worry about anything; instead, pray about everything. Tell God what you need, and thank him for all he has done. ⁷ Then you will experience God's peace, which exceeds anything we can understand. His peace will guard your hearts and minds as you live in Christ Jesus.

6. Church: Biblical Christian Community

John 13:35 (NLT) Your love for one another will prove to the world that you are my disciples.”

7. The Great Commission: Reaching Your World

Matthew 28:18–20 (NLT) Jesus came and told his disciples, “I have been given all authority in heaven and on earth. ¹⁹ Therefore, go and make disciples of all the nations, baptizing them in the name of the Father and the Son and the Holy Spirit. ²⁰ Teach these new disciples to obey all the commands I have given you. And be sure of this: I am with you always, even to the end of the age.”*

8. Long Term Disciple Making (Gospel of Mark)

2 Timothy 2:2 (NLT) You have heard me teach things that have been confirmed by many reliable witnesses. Now teach these truths to other trustworthy people who will be able to pass them on to others.



Training for Trainers 8 Short-term Discipleship Lessons

