



Fenix BC20 Announcement



Illuminate Your Adventure



BC20 Bike Light

DUAL DISTANCE BEAM

Instant Turbo Activation with Remote Pressure Switch

Max **400** Lumens



Illuminate Your Adventure

BC20-professional bike light

The Fenix BC20 Bike Light employs four AA batteries to reach 400-lumen max output. Three brightness levels, Daylight and Flashing modes improve cycling safety in tandem with the exclusive Dual Distance Beam System. The quick-release mounting system is convenient and secure. Self-contained and with a remote Turbo pressure switch, the BC20 improves early and late riding visibility.





Illuminate Your Adventure

Features

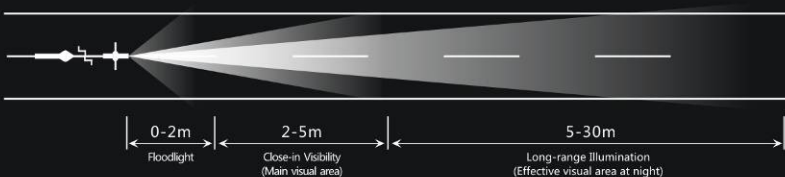
- Dual Distance Beam System
- Instant Turbo with remote pressure switch
- Daylight warning mode
- Quick-release mounting system






Illuminate Your Adventure

Dual Distance Beam System



Broad Floodlight

The efficient total-reflection lens produces superior beam width while reaching to over 120 meters.



No Blind Spot

Using upward beam reflection, forming auxiliary illumination immediately in front of the bike where the ordinary bike light can not reach.



Dual Distance Beam System

Close-in Visibility and Long-range Illumination

Using upward beam reflection, forming auxiliary illumination immediately in front of the bike where the ordinary bike light can not reach.

Long-range
Illumination

Close-in
Visibility





Dual Distance Beam System

Broad Floodlight

The efficient total-reflection lens produces superior beam width while reaching to over 120 meters.






Illuminate Your Adventure

Dual Distance Beam System Anti-glare Design

Common
Bike Light



Part of upward beams of a common bike light will shine into the eyes of pedestrians.

BC20



The upward beam of the BC20 bike light is refracted to the ground rather than shine into the eyes of pedestrians.



Illuminate Your Adventure

Instant Turbo with the remote pressure switch



The BC20 employs the Instant Turbo with the remote pressure switch to answer the calls under complex road conditions or special situations.

Whether the bike light is on or off, depress the remote switch button will activate the light in the highest level, returning it to the current brightness level once released.





Illuminate Your Adventure

Daylight Warning Mode



Energy-efficient daytime warning LED lights with visible distance up to 50m, improving the bike light's identification and thus making the riders safer during the riding.

Quick-release mounting system



Quick attach



Quick detach



Illuminate Your Adventure

Quick-release mounting system



0-30 degree horizontal adjustment and any vertical adjustment to satisfy your various lighting needs.

Quick-release mounting system



Detachable rubber mats

Mixed use of rubber mats to fit wide-ranging handlebars.

High-quality rubber mat provides shock-resistant, slip-resistant grip without scratching the handlebar.

Quick-release mounting system



Quick-release battery case for high-efficiency battery replacement.



Illuminate Your Adventure




Uses four readily available AA batteries



Illuminate Your Adventure

IPX-6 Water Resistant

A Fenix BC20 flashlight is shown in the center-right of the image, partially submerged in water. It is turned on, emitting a bright, circular beam of white light that illuminates the surrounding water. The water surface is covered in numerous small, white droplets, suggesting heavy rain or a high-speed spray. The flashlight has a black body with a silver-colored lens and a textured grip. The background is dark and out of focus, emphasizing the flashlight and its beam.

No matter in heavy rain or thick fog, BC20 will always function normally, ensuring your safety during your night riding.



Illuminate Your Adventure

Components Included



BC20
Headlight



Handlebar
Mount
for the BC20



Handlebar
Mount Shims
(one thick and
one thin)



Remote
Pressure Switch



One O-ring

Parameters

Technical Parameters

Parameters	High	Mid	Low	Daylight Mode	Flashing Mode
Output	400 Lumens	180 Lumens	80 Lumens	/	180 Lumens
Runtime	2h 20min	5h 30min	16h	/	/
Distance	120m (Max)				
Water Resistant	IPX-6				
Dimensions	Headlight: 104.5mm (Length) ×62.6mm (Width) ×34.5mm (Height)				
Weight	Headlight:125g (excluding batteries)				



Illuminate Your Adventure



- ✦ Utilizes Cree XP-G2 R5 cool white LED, max 400 lumens output
- ✦ Daylight warning LED lights
- ✦ Instant Turbo activation with the remote pressure switch
- ✦ DUAL DISTANCE BEAM SYSTEM
- ✦ 3 brightness levels, plus daylight mode and flashing mode
- ✦ Digitally regulated output - maintains constant brightness
- ✦ Quick attach and detach handlebar mount sized for 22mm-35mm handlebars
- ✦ Easy, secure adjustment of the light's direction
- ✦ Made of aluminum alloy and quality plastic