

Fenix E50

Slim, super bright and easy to use, E50 is truly a powerhouse in your hand. Powered by two 18650 batteries or four CR123A batteries, E50 delivers a 780-lumen neutral white beam and runs for 80 hours in low mode. With the adjustable battery tube and four brightness levels, you can easily customize the size, output and runtime of the flashlight to best suit your adventure.

Technical Parameters

ANSI/NEMA FL1	General Model			
	Low	Mid	High	Turbo
28h30min 8h30min1h 45min*OUTPUT	23 Lumens	74 Lumens	236 Lumens	780 Lumens
DISTANCE80h RUNTIME	260m□Max□			
INTENSITY	15278cd□Max□			
IMPACT RESISTANT	1m			
WATERPROOF	IPX-8,underwater 2m			
ACCESSORIES	Lanyard, spare O-ring, holster and magnetic spacer			

Notice: The above-mentioned parameters (lab tested by Fenix using ARB-L2 Li-ion batteries) are approximate and may vary between flashlights, batteries and environments.

* The flashlight will transfer into the High brightness level after working about 15 minutes in the Turbo mode. Therefore, the runtime of Turbo mode is an accumulated time.

- ◎ Cree XM-L (T6) neutral white LED with a lifespan of 50,000 hours
- ◎ Use two 18650 batteries or four CR123A batteries
- ◎ 207mm (Length) x 40mm (Diameter)
- ◎ 146.6-gram weight (excluding batteries)
- ◎ Digitally regulated output - maintains constant brightness
- ◎ Reverse polarity protection guards against improper battery installation
- ◎ All-function switch on the head, simple and convenient operation
- ◎ Made of durable aircraft-grade aluminum
- ◎ Premium Type III hard-anodized anti-abrasive finish
- ◎ Toughened ultra-clear glass lens with anti-reflective coating

Operation Instruction

Press and hold the switch for 0.5 seconds to turn the light on or off.

With the light on, press the switch to select the brightness level in the order of Low → Mid → High → Turbo.

Intelligent Memory Circuit

The flashlight memorizes the last brightness level used in the general mode, but it will not remember any flashing modes (some models may not have flashing modes). The next time you turn on the flashlight, it will light up at the last used general mode.

Adjustable Battery Tube

Unscrew the second part of the battery tube, you can turn E50 into a pocket-sized flashlight powered by one 18650 battery or two CR123A batteries. When E50 is powered by one 18650 battery or two CR123A batteries, the output and runtime are as follows:

ANSI/NEMA FL1	General Model			
	Low	Mid	High	Turbo
OUTPUT	23 Lumens	74 Lumens	236 Lumens	740 Lumens
RUNTIME	42h	15h30min	4h30min	1h30min*

* 1. The flashlight will transfer into the High brightness level after working about 15 minutes in the Turbo mode. Therefore, the runtime of Turbo mode is an accumulated time.

2. When powered by one 18650 battery or two CR123A batteries, E50 can only maintain constant brightness in low, mid and high output, the output in turbo mode will decline over time.

Battery Specifications

Type	Dimensions	Nominal Voltage	Usability	
Fenix ARB-L2	18650	3.6V	Recommended	√
Non-rechargeable Battery (Lithium)	CR123A	3V	Recommended	√
3.7V Cautious⚠ Rechargeable Battery (Li-ion)	16340	3.7V	Banned	×
Rechargeable Battery18650 (LiFePO ₄) Rechargeable Battery (Li-ion)	16340	3.2V	Usable	√
Rechargeable Battery (LiFePO ₄)	18650	3.2V	Banned	×

Warning: Please do not mix batteries of different brands, size, capacity or type. Doing so may cause damage to the flashlight or the batteries being used.

*18650 Li-ion batteries are powerful cells designed for commercial applications and must be treated with caution and handled with care. Quality batteries with circuit protection will reduce the potential for combustion or explosion but cell damage or short circuiting are potential risks the user assumes.

Battery Replacement

Unscrew the light head to insert the batteries* with the anode side (+) toward the light head, screw the light head back on.

* Please use the included magnetic spacer to connect flat top 18650 batteries.

Usage and Maintenance

ⓄPlease don't disassemble the sealed head, as doing so can cause damage to the flashlight and will void the warranty.

ⓄWe recommend the use of high quality battery. If the flashlight is not to be used for an extended period, remove the battery, or the flashlight could be damaged by electrolyte leakage or battery explosion.

ⓄUnscrew the tail cap one-half turn or take out the battery to prevent accidental activation during storage or transport.

ⓄThe O-ring may be worn out after using for a long time. If it happens, please replace the o-ring with a new one to keep the flashlight properly sealed against water.

ⓄPlease clean the contacts of your light from time to time, especially if the light flickers or doesn't light up. There may be several reasons for a flickering or not working light:

Reason A: The batteries need replacing.

Solution: Replace the batteries (Please confirm the correct installation of anode and cathode).

Reason B: The threads, PCB board contact or other contacts are dirty.

Solution: Clean the contact points with an alcohol soaked cotton swab.

If the above methods don't work, please contact the distributors and refer to the warranty policy.

Notice: The routine cleaning video can be watched and downloaded through Fenix official website, please log onto the service channel->"maintenance for light".

Product Warranty

We will replace products afflicted with manufacturing defects within 15 days of purchase and repair a light free of charge within 24 months of purchase if problems develop with normal use; if repair is required after 24 months from the date of purchase, we will charge for parts. The total repair fee is dictated by the cost of the replaced materials.

Product Registration

We kindly suggest that you register your product on the official website of Fenixlight Limited (www.fenixlight.com). You can get an extra six-month warranty period once you have successfully registered. By participating in an optional customer survey, you are entered in a drawing for free Fenix products.

Warning

E50 is a high-intensity lighting device capable of causing eye damage. Avoid shining the light directly into the eyes.

FENIXLIGHT LIMITED

Tel: +86-755-29631163/83/93 Fax: +86-755-29631181

www.fenixlight.com

E-mail: info@fenixlight.com

Address: 8/F, 2nd Building, Dong Fang Ming








Industrial Center, 33rd District, Bao' an,

Shenzhen 518133, China

Fenix E50 Flashlight

Fenix E50 是一款紧凑型手电筒，采用4颗 Cree LED 芯片，提供 23、74、236 和 780 流明四种亮度模式。它支持 CR123A 18650 可充电锂电池，提供 80、28 小时 30 分钟、8 小时 30 分钟和 1 小时 45 分钟的使用寿命。Fenix E50 具有 IPX-8 防水等级，可在 2 米水深下使用。

规格

ANSI/NE MA FL1	规格			
	23 流明	74 流明	236 流明	780 流明
 亮度	23 流明	74 流明	236 流明	780 流明
 续航时间	80 小时	28 小时 30 分钟	8 小时 30 分钟	1 小时 45 分钟
 光束直径	260 毫米			
 射程	15278 米			
 保修	1 年			
 防水等级	IPX-8 可在 2 米水深下使用			
 电池	CR123A 18650 可充电锂电池			

本手册仅供参考，恕不另行通知。如有更改，恕不另行通知。

3 2 Fenixlight Limited

4 Fenixlight Limited

5 Fenixlight Limited Fenixlight Limited
www.fenixlight.com 6 2 6