







Fenix PD12 Flashlight

The Fenix PD12 Flashlight generates 360 lumen max output in a go-anywhere size. Three brightness levels and a burst mode are controlled by the side switch. Reliable, durable and ANSI-rated, the single CR123A battery Fenix PD12 puts power where it counts.

Technical Parameters

ANSI/NEMA FL1	General Mode			Burst
	High	Mid	Low	
 OUTPUT	200 Lumens	80 Lumens	10 Lumens	360Lumens
 RUNTIME	2h30min	6h30min	60h	
 DISTANCE	120m(Max)			
 INTENSITY	3600cd(Max)			
 IMPACT RESISTANT	1m			
 WATERPROOF	IPX-8□underwater 2m			
ACCESSORIES	Lanyard and spare O-ring			

- ◎ Cree XM-L2 (T6) neutral white LED with a lifespan of 50,000 hours
- ◎ Use one 3V CR123A battery
- ◎ 81mm (Length) x 25.4mm (Diameter)
- ◎ 48-gram weight (excluding batteries)
- ◎ Digitally regulated output - maintains constant brightness
- ◎ Reverse polarity protection guards against improper battery installation
- ◎ Anti-roll, slip-resistant body design
- ◎ Side switch on the head for simple and convenient operation

- ⊙ Made of durable aircraft-grade aluminum
- ⊙ Premium Type III hard-anodized anti-abrasive finish
- ⊙ Toughened ultra-clear glass lens with anti-reflective coating

Notice: The above-mentioned parameters (lab-tested with CR123A Lithium battery) are approximate and may vary between flashlights, batteries and environments.

Operation

On/Off operation

Press the side switch to activate the PD12□

Press and hold the side switch button for 0.5 seconds to turn off the light.

Brightness selection

With the flashlight on, a single press of the side switch changes brightness levels between High → Low → Mid.

Burst Mode

Press and hold the side switch for one second to activate the Burst mode even if the light is off. When the switch is released, the PD12 will returns to the previous brightness level.

Intelligent Memory Circuit

The PD12 remembers the last used brightness level when the light is turn off and then on again.

Battery Specifications

Type	Dimensions	Nominal Voltage	Usability	
3.7V Banned×Non-rechargeable Battery (Lithium)	CR123A	3V	Recommended	√
Rechargeable Battery16340 (LiFePO ₄) Rechargeable Battery (Li-ion)	16340	3.2V	Banned	×

*Please do not use the banned batteries, or it will cause damage to the flashlight.

Battery Replacement

Unscrew the light head to put in the battery with the anode (+) toward the light head, and then screw the light head back on.

Usage and Maintenance

- ⊙ Please don't disassemble the sealed head, as doing so can cause damage to the flashlight and will void the warranty.
- ⊙ We recommend the use of high quality battery. If the flashlight is not to be used for an extended

period, remove the battery, or the flashlight could be damaged by electrolyte leakage or battery explosion.

⊙ Unscrew the head one-half turn or take out the battery to prevent accidental activation during storage or transport.

⊙ The O-ring may be worn out after using for a long time. If it happens, please replace the O-ring with a new one to keep the flashlight properly sealed against water.

⊙ Please clean the contacts of your light from time to time, especially if the light flickers or doesn't light up. There may be several reasons for a flickering or not working light:

Reason A: The batteries need replacing.

Solution: Replace the batteries (Please confirm the correct installation of anode and cathode).

Reason B: The threads, PCB board contact or other contacts are dirty.

Solution: Clean the contact points with an alcohol soaked cotton swab.

If the above methods don't work, please contact the distributors and refer to the warranty policy.

Notice: The routine cleaning video can be watched and downloaded through Fenix official website, please log onto the service channel->“maintenance for light”.

Product Warranty

We will replace products with documented manufacturing defects within 15 days of purchase and repair a light free of charge within 24 months of purchase if problems develop with normal use; if repair is required after 24 months from the date of purchase, we will charge for parts. The total repair fee is dictated by the cost of the replaced materials.

Product Registration

We kindly suggest that you register your product on the official website for Fenixlight Limited (www.fenixlight.com). You can get an extra six-month warranty period once you have successfully registered. By participating in an optional customer survey, you are entered in a drawing for free Fenix products.

Warning

PD12 is a high-intensity lighting device capable of causing eye damage to the user or others.

Avoid shining the light directly into anyone's eyes.

FENIXLIGHT LIMITED

Tel: +86-755-29631163/83/93 Fax: +86-755-29631181

www.fenixlight.com

E-mail: info@fenixlight.com

Address: 8/F, 2nd Building, Dong Fang Ming

Industrial Center, 33rd District, Bao' an,

Shenzhen 518133, China

