







Fenix TK22 2014 EDITION

Fenix TK22 2014 EDITION features a powerful, tough, durable, and fully waterproof design intended for harsh outdoor conditions. Powered by large capacity 18650 Li-ion battery, safe 16340 LiFePO₄ battery or frost-resistant CR123A Lithium battery, the light makes a perfect combination of extreme brightness and ultra long runtime. The innovative side switch on the head flows between four brightness levels and strobe mode plus the advanced constant brightness technology and waterproof to IPX-8 standard, TK22 2014 EDITION will be your reliable partner when searching or rescuing, etc.

Technical Parameters

ANSI/NEMA FL1	General Mode				Strobe
	Turbo	High	Mid	Low	
 OUTPUT	920 Lumens*	400 Lumens	120 Lumens	10 Lumens	920 Lumens
 RUNTIME	1h 30min*	3h 45min	15h 45min	150h	
 DISTANCE	275m□Max□				
 INTENSITY	18950cd□Max□				
 IMPACT RESISTANCE	1m				
 WATERPROOF	IPX-8, underwater 2m				
EXTRA FUNCTION					
ACCESSORIES Lanyard, holster and spare O-ring					

Notice: The above-mentioned parameters (lab tested by Fenix using an ARB-L2S 18650 rechargeable Li-ion battery) are approximate and may vary between flashlights,

batteries, and environments.

*When the flashlight is powered by two quality 3V CR123A Lithium batteries, the maximum output will be up to 1000 lumens.

*The flashlight will transfer into the High brightness level after working about 15 minutes in the Turbo. Therefore, the runtime of Turbo output is an accumulated time.

- ⊙ Uses Cree XM-L2(U2) LED with a lifespan of 50,000 hours
- ⊙ Uses one 18650 rechargeable Li-ion battery or two 3V CR123A Lithium batteries
- ⊙ 147mm (Length) x 25.4mm (Diameter) x 40mm (Head)
- ⊙ 157-gram weight (excluding the battery)
- ⊙ Digitally regulated output - maintains constant brightness
- ⊙ Low-voltage warning function, to remind the users of battery replacement when in low voltage
- ⊙ Reverse polarity protection, to protect from improper battery installation
- ⊙ Anti-roll, slip-resistant body design
- ⊙ Tactical tail cap switch with momentary-on function
- ⊙ Mode switch button in the front, one press for brightness selection
- ⊙ Made of durable aircraft-grade aluminum
- ⊙ Premium Type III hard-anodized anti-abrasive finish
- ⊙ Toughened ultra-clear glass lens with anti-reflective coating

Operation Instruction

Press the tail cap switch lightly to activate the flashlight momentarily (without any press, it will be off); Press the tail cap switch completely to turn on the flashlight and lock it. Another press will unlock it and turn it off.

When the flashlight is on, a single press on the side mode switch in the front will select the brightness levels in the order of Turbo → Low → Mid → High;

Press and hold the mode switch button for about one second to enter into the Strobe. It will flash between 6Hz and 15Hz every two seconds.

Under the condition of Strobe, a single press on the mode switch button will return the flashlight to the general mode.

The flashlight memorizes the last brightness level used in the general mode even after changing the batteries (it will not remember any flashing modes). The next time you turn on the flashlight, it will light up at the last used general mode.

Overheating protection: TK22 2014 EDITION will accumulate a lot of heat when it is working in Turbo output. To avoid overheating, the flashlight will automatically transfer into the high brightness level after working in Turbo output for over 15 minutes. If the Turbo output is needed continually, just reset it again.

Notice: The video for TK22 operation can be watched and downloaded from Fenix

official website, please log onto the service channel ->light operation video.

Battery Specifications

Type	Dimensions	Nominal Voltage	Usability	
Fenix ARB-L2	18650	3.7V	Recommended	✓
Fenix ARB-L2M	18650	3.6V	Recommended	✓
Fenix ARB-L2P	18650	3.6V	Recommended	✓
Fenix ARB-L2S	18650	3.6V	Recommended	✓
Non-rechargeable Battery (Lithium)	CR123A	3V	Usable	✓
Rechargeable Battery (Li-ion)	16340	3.7V	Cautious*	☐
Rechargeable Battery (Li-ion)	18650	3.7V	Cautious*	☐
Rechargeable Battery (LiFePO ₄)	16340	3.2V	Usable	✓
Rechargeable Battery (LiFePO ₄)	18650	3.2V	Usable	✓

Warning: Please do not mix batteries of different brands, size, capacity or type. Doing so may cause damage to the flashlight or the batteries being used.

*18650 Li-ion batteries are powerful cells designed for commercial applications and must be treated with caution and handled with care. Quality batteries with circuit protection will reduce the potential for combustion or explosion but cell damage or short circuiting are potential risks the user assumes.

Battery Replacement

Unscrew the tail cap to insert the batteries with the anode side (+) toward the light head, screw the tail cap back on to test.

Usage and Maintenance

©Please don't disassemble the sealed head, as doing so can cause damage to the flashlight and will void the warranty.

©We recommend the use of high quality batteries. If the flashlight is not to be used for an extended period, remove the batteries, or the flashlight can be damaged by electrolyte leakage or battery explosion.

⊗ Due to the momentary-on tactical switch, the flashlight can be activated when stored, transported or placed in a pocket. Unscrew the tail cap one-half turn to avoid unwanted operation.

⊗ The circuit is programmed with a low-voltage protection function. If low voltage is detected, it will enter into the lower brightness level. If low voltage is detected in the Low brightness level, it will blink three times a second every 5 minutes. To ensure normal use, TK22 2014 EDITION will not turn off automatically and will work until the batteries run out completely.

⊗ The O-ring may be worn out after using for a long time. If it happens, please replace the O-ring with a new one to keep the flashlight properly sealed against water.

⊗ Please clean the contacts of your light from time to time, especially if the light flickers or doesn't light up. There may be several reasons for a flickering or not working light:

Reason A: The battery needs replacing.

Solution: Replace the battery (Please confirm the correct installation of anode and cathode).

Reason B: The threads, PCB board contact or other contacts are dirty.

Solution: Clean the contact points with an alcohol soaked cotton swab.

If the above methods don't work, please contact the distributors and refer to the warranty policy.

Notice: The routine cleaning video can be watched and downloaded through Fenix official website, please log onto the service channel->'maintenance for light'.

Product Warranty

We will replace products afflicted with manufacturing defects within 15 days of purchase and repair a light free of charge within 24 months of purchase if problems develop with normal use; if repair is required after 24 months from the date of purchase, we will charge for parts. The total repair fee is dictated by the cost of the replaced materials.

Product Registration

We kindly suggest that you register your product on the official website for Fenixlight Limited (www.fenixlight.com). You can get an extra six-month warranty period once you have successfully registered. By participating in an optional customer survey, you are entered in a drawing for free Fenix products.

Warning

TK22 2014 EDITION is a high intensity lighting device capable of causing eye damage. Avoid shining the light directly into the eyes.

Available Accessories

Type	Model	Description	Note
Diffuser tip	AOD-M		
Traffic wand	AOT-L		
Filter adapter	AOF-L		
Remote switch	AR102		
Bike mount	ALB-10		
Belt clip	AB02		

Note: For full details about available accessories, please visit the Fenix website, click on Products followed by clicking through to the Accessories page.

FENIXLIGHT LIMITED

Tel: +86-755-29631163/83/93 Fax: +86-755-29631181

E-mail:info@fenixlight.com

www.fenixlight.com

Address: 8/F, 2nd Building, DongFangMing

Industrial Center, 33rd District, Bao'an,

Shenzhen 518133, China

