







# Fenix HL60R Headlamp

Featuring a Micro USB port for go-anywhere charging, the HL60R Headlamp delivers a maximum output of 950 lumens, beam throw of up to 116 meters and runtime of up to 100 hours from just one 18650 Li-ion battery. This feature-rich headlamp is equipped with neutral white LED for better color rendering, a side switch to activate five output modes and a red light alert mode. The HL60R all-season headlamp is designed with an all-metal housing, and is complete with the ANSI IPX-8 waterproof classification, it is surely the first choice when you climb high altitudes, do cave exploration or in backcountry.

## Technical Parameters

ANSI/PLATO FL1	General Mode					
	Turbo	High	Mid	Low	Eco	Red Light
 Output	950 Lumens	400 Lumens	150 Lumens	50 Lumens	5 Lumens	1 Lumen
 Runtime	48min*	3h	10h	29h	100h	100h
 Max Distance	116m					
 Max Intensity	3396cd					
 Impact Resistance	1m					
 Waterproof	IPX-8, underwater 2m					
Accessories	2600mAh battery, USB cable, headband, headlamp strap, top headband mount, spare O-ring					

Notice: The above-mentioned parameters (lab tested by using one Fenix ARB-L18-2600 18650 rechargeable Li-ion battery) are approximate and may vary between headlamps, batteries and environments.

\*Due to the thermal control protection, so the runtime of the Turbo output level is the accumulated time.

Note: The runtime can be longer when uses 18650 batteries of larger capacity.

- ⊙ Utilizes Cree XM-L2 T6 Neutral White LED with a lifespan of 50,000 hours
- ⊙ Powered by one 18650 Li-ion battery or two CR123A batteries
- ⊙ 87mm Length x 46mm Width x 51mm Height
- ⊙ 121-gram weight (excluding battery)
- ⊙ Digitally regulated output maintains constant brightness
- ⊙ Reverse polarity protection, to protect from improper battery installation
- ⊙ Side switch for fast and simple operation
- ⊙ Charging cable features Micro USB port, directly charges 18650 rechargeable Li-ion battery
- ⊙ Characteristic red light
- ⊙ Made of durable high-grade aluminium
- ⊙ Premium Type III hard-anodized anti-abrasive finish
- ⊙ Toughened ultra-clear glass lens with anti-reflective coating

## Operation Instruction

### **ON/OFF**

Press and hold the side switch for 0.5 seconds to turn ON/OFF the headlamp.

### **Output Selection**

With the lamp on, click the switch to cycle through Turbo → Red light → Eco → Low → Mid → High.

### **Intelligent Memory Circuit**

The headlamp remembers the last-used brightness level, the next time it is turned on, it will recall that previously used brightness level.

### **Battery Level Indicator**

Click the switch when the lamp is off, the battery indicator will be on for three seconds:

White LED flashes: more than 70% remaining

White LED and two Red LEDs flash alternately: 30% - 70%

Two Red LEDs flash: less than 30% remaining.

### **Low-voltage Warning**

With the lamp on, the two red LEDs will flash at 1Hz when battery capacity is less than 20%. If red constant-on is being used, then the two red LEDs will flash. If white light is being used, then the two red LEDs will flash along with the white light lit on. Please recharge the lamp or change battery ASAP when warning occurs.

## Charging

1. Plug the USB port of the charging cable into any USB power supplier, then uncover the anti-dust cap, plug the Micro USB port of the charging cable into the charging port of the headlamp.
2. The two red LEDs will flash simultaneously at 0.5Hz when in charging process. The normal charging time of the Fenix ARB-L18-2600 18650 rechargeable Li-ion battery is about four hours. The two red LEDs will be constant-on when charging is completely done.
3. Once charging is completed, be sure to plug the anti-dust cap covered.
4. Please recharge a stored headlamp every four months to maintain optimum performance of the battery.

## Battery Specifications

Type	Dimensions	Nominal Voltage	Usability	
Fenix ARB-L18 Series	18650	3.6V/3.7V	Recommended	√
Non-rechargeable Battery (Lithium)	CR123A	3V	Usable	√
Rechargeable Battery (Li-ion)	16340	3.6V/3.7V	Banned	×
Rechargeable Battery (Li-ion)	18650	3.6V/3.7V	Cautious	□
Rechargeable Battery (LiFePO <sub>4</sub> )	16340	3.2V	Usable	√
Rechargeable Battery (LiFePO <sub>4</sub> ) 18650	3.2V	Banned	×	

Warning: Please do not mix batteries of different brands, size, capacity or type. Doing so may cause damage to the flashlight or the batteries being used.

\*18650 Li-ion batteries are powerful cells designed for commercial applications and must be treated with caution and handled with care. Quality Li-ion batteries with circuit protection will reduce the potential for combustion or explosion but cell damage or short circuiting are potential risks the user assumes. Fenix ARB-L18 Series batteries are recommended.

## Battery Replacement

Unscrew the battery cap to insert the battery with the correct directions of the battery anode, screw the battery cap back on.

## Headlamp Strap Assembling

Notice: The headlamp strap is factory default assembled.

1. Slide the buckle to adjust the headband length as wanted size.
2. First fasten the headband to the headlamp holder, and then attach the headband to the headlamp holder and top headband mount for additional stability.

## Usage and Maintenance

⊗ Disassembling the sealed head can cause damage to the headlamp and will void the warranty.

⊗ Long-term use can result in O-ring wear. To maintain a proper water seal, replace the ring with an approved spare.

⊗ Periodic cleaning of the battery contacts improves the performance of the headlamp as dirty contacts may cause the headlamp to flicker, shine intermittently or even fail to illuminate for the following reasons:

Reason A: The batteries need replacing.

Solution: Replace batteries (Please confirm the correct installation of anode and cathode).

Reason B: The threads, PCB board contact or other contacts are dirty.

Solution: Clean the contact points with a cotton swab soaked in rubbing alcohol.

If the above methods don't work, please refer to the warranty policy before contacting your authorized distributor.

## Product Warranty

Fenix will replace products with documented manufacturing defects within 15 days of purchase and repair a light free of charge within 5 years (Rechargeable battery: 1 year) of purchase if problems develop with normal use. If repair is required after 5 years from the date of purchase, Fenix will charge for parts. The total repair fee is dictated by the cost of the replaced materials.

## Product Registration

Fenix suggests you register your product on the official website for Fenixlight Limited ([www.fenixlight.com](http://www.fenixlight.com)). You can get an extra six-month warranty period once you have successfully registered.

## Warning

The headlamp is a high-intensity lighting device capable of causing eye damage to the user or others. Avoid shining the headlamp directly into anyone's eyes.

FENIXLIGHT LIMITED

Tel: +86-755-29631163/83/93 Fax: +86-755-29631181

[www.fenixlight.com](http://www.fenixlight.com)

E-mail: [info@fenixlight.com](mailto:info@fenixlight.com)

Address: 8/F, 2nd Building, Dong Fang Ming  
Industrial Center, 33rd District, Bao' an,  
Shenzhen 518133, China