







Fenix SD20 Flashlight

Fenix SD20 can be rated as the special design for diving activities. The rotating magnetic ring is easy and convenient for one-hand operation. Maximum 100-meter waterproof ability free you like a fish in underwater exploration and greatly guarantee safety. This diving flashlight also delivers integrated 1000-lumen white light and 105-lumen red light. Bigger button hook and premium lanyard maintain SD20 not just outstanding in underwater hunting, but also excellent in lighting and other underwater activities.

Technical Parameters

ANSI/PLATO FL1	White		Red
	High	Low	
 Output	1000 Lumens	400 Lumens	105 Lumens
 Runtime	3h	7h 30min	8h
 Distance	172m	108m	73m
 Intensity	7400cd	2900cd	1300cd
 Impact Resistance	1m		
 Waterproof	IPX-8, underwater 100 meters		
Accessories	Lanyard, spare O-ring, conducting plate*		

Notice: The above-mentioned parameters (lab-tested by using two Fenix 18650 rechargeable Li-ion batteries 3.6V/3400mAh) are approximate and may vary between flashlights, batteries and environments.

*Taken between the batteries with flat top.

- ⊙ Uses Cree XM-L2 U2 and Cree XQE Red LED with a lifespan of 50,000 hours
- ⊙ Powered by two 18650 rechargeable Li-ion batteries or four CR123A Lithium batteries
- ⊙ 208mm Length x 26mm Diameter x 40mm Head
- ⊙ 245 grams (excluding batteries)
- ⊙ Rotating magnetic ring for one-hand control

- ⊙ Double-layer body tube guards against corrosion
- ⊙ Integrated white and red light illumination
- ⊙ Digitally regulated output maintains constant output
- ⊙ Intelligent over-heat protection to avoid high temperature of the surface
- ⊙ Low-voltage warning reminds when battery replacement is needed
- ⊙ Reverse polarity protection, to protect from improper battery installation
- ⊙ Tail cap with big buckle for fast and convenient quick draw
- ⊙ Made of durable aircraft-grade aluminum
- ⊙ Premium type III hard-anodized anti-abrasive finish
- ⊙ Toughened ultra-clear glass lens with anti-reflective coating

Operation Instruction

Rotate the magnetic ring to select the wanted output level.

From left to right, there are five output levels: Battery level, Red light, Off, Low and High.

Battery Level Indicator

When rotates the magnetic ring to the battery level output, there are three states: red light constant-on displays sufficient power level, red light slow flash displays poor battery level, red light quick flash displays critical battery level.

Low-voltage Protection

1. When the light works at High output, if the detected voltage is lower than the preset voltage of 6.2V, the output will automatically downshift to 400 Lumens.
2. When the light works at High or Low output, if the detected voltage is lower than the preset voltage of 6.0V, the output will automatically downshift to 100 Lumens.
3. When the light works at the Red light mode, if the detected voltage is lower than the preset voltage of 6.0V, the output will automatically downshift to 25 Lumens.

Intelligent Over-heat Protection

The light will accumulate a lot of heat when it is working at High output. When the light is overheated internally up to 65 °C or above, the flashlight will automatically adjust the output to prevent the light from overheating.

Battery Specifications

Type	Dimensions	Nominal Voltage	Usability	
Fenix ARB-L18 Series	18650	3.6 V /3.7V	Recommended	√/
Fenix ARB-L2 Series	18650	3.6 V /3.7V	Recommended**	√/
Non-rechargeable Battery (Lithium)	CR123A	3V	Usable	√

Rechargeable Battery (Li-ion)	18650	3.6 V /3.7V	Cautious*	□
----------------------------------	-------	-------------	-----------	---

Warning: Please do not mix batteries of different brands, sizes, capacities or types. Doing so may cause damage to the flashlight or the batteries being used.

*18650 Li-ion batteries are powerful cells designed for commercial applications and must be treated with caution and handled with care. Quality batteries with circuit protection will reduce the potential for combustion or explosion but cell damage or short circuiting are potential risks the user assumes.

**You need to take conducting plate between the used two batteries if uses Fenix ARB-L2 Series or other batteries with flat-top anode. No need for battery with button-top anode.

Battery Replacement

Unscrew the tail cap to insert the battery with the anode side (+) towards the light head, and then screw the tail cap.

Usage and Maintenance

⊙ Disassembling the sealed head can cause damage to the light and will void the warranty.

⊙ Fenix recommends using excellent quality battery. If the lamp will not be used for an extended period, remove the battery, or the lamp could be damaged by electrolyte leakage or battery explosion.

⊙ Long-term use can result in O-ring wear. To maintain a proper water seal, replace the ring with an approved spare □

⊙ Periodic cleaning of the battery contacts improves the lamp's performance as dirty contacts may cause the lamp to flicker, shine intermittently or even fail to illuminate for the following reasons:

Reason A: The batteries need replacing.

Solution: Replace batteries (Please confirm the correct installation of anode and cathode).

Reason B: The threads, PCB board contact or other contacts are dirty.

Solution: Clean the contact points with a cotton swab soaked in rubbing alcohol.

If the above methods don't work, please refer to the warranty policy before contacting your authorized distributor.

Product Warranty

Fenix will replace products with documented manufacturing defects within 15 days of purchase and repair a light free of charge within 5 years of purchase if problems develop with normal use; if repair is required after 5 years from the date of purchase, Fenix will charge for parts. The total repair fee is dictated by the cost of the replaced materials.

Product Registration

Fenix suggests you register your product on the official website for Fenixlight Limited (www.fenixlight.com). You can get an extra six-month warranty period once you have successfully registered.

Warning

The flashlight is a high-intensity lighting device capable of causing eye damage to the user or others. Avoid shining the flashlight directly into anyone's eyes.