

# **TOP 10 SECRETS TO GET KIDS TO LOVE READING**



Sheena Mai

## Disclaimer

This e-book has been written for information purposes only. Every effort has been made to make this ebook as complete and accurate as possible. However, there may be mistakes in typography or content. Also, this ebook provides information only up to the publishing date. Therefore, this ebook should be used as a guide - not as the ultimate source.

The purpose of this ebook is to educate. The author and the publisher do not warrant that the information contained in this ebook is fully complete and shall not be responsible for any errors or omissions. The author and publisher shall have neither liability nor responsibility to any person or entity with respect to any loss or damage caused or alleged to be caused directly or indirectly by this ebook.

# Introduction

Hi! I'm Sheena Mai. I'm the mother of a pair of eleven-year-old twins and a school English teacher since 1992. So I've seen and taught enough children to tell you that reading plays an important role in determining the child's success in school.

First, I have a question for you.  
At what age do you think you should teach your child to read?

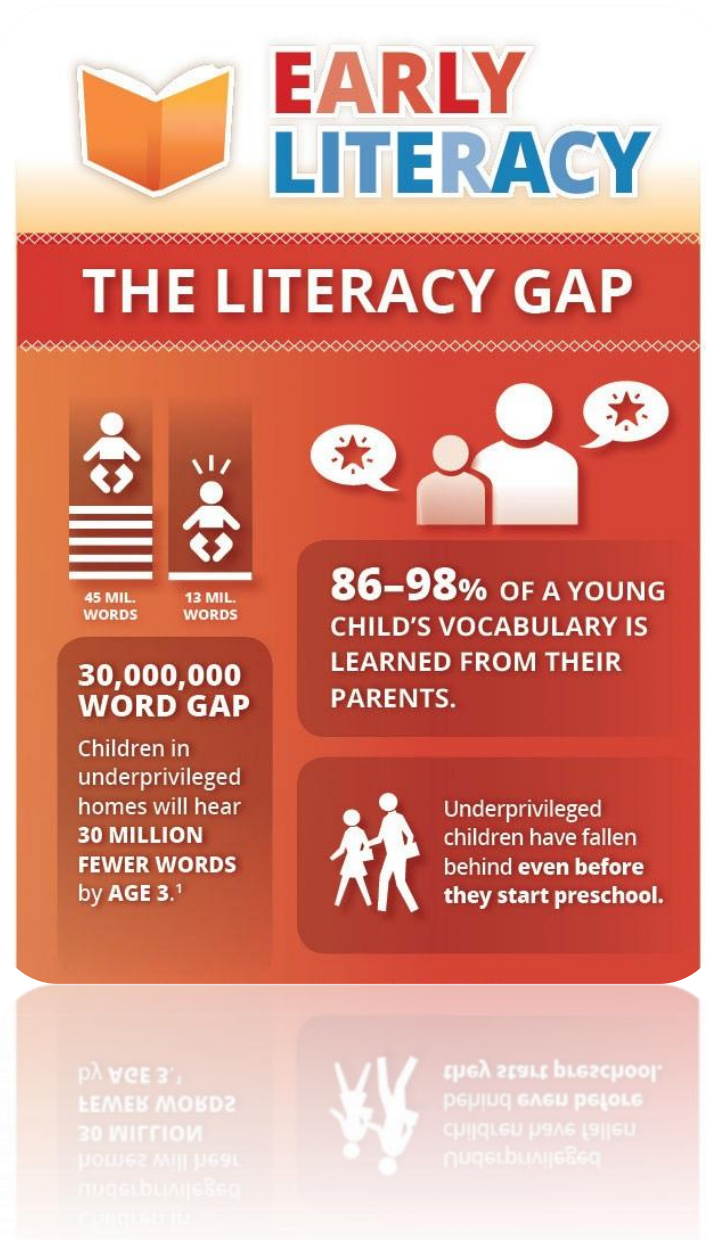
When they're babies? At 2 years old, 3, 4, or 5 years old, or wait until they're in school?

According to the National Assessment of Educational Progress, if you delay your child's reading skill development until he or she enters school, you are putting your child at risk...

Did you know that according to statistics, 67% of all Grade 4 students cannot read at a proficient level!

Of that 67%, 33% read at just the BASIC level and 34% CANNOT even achieve reading abilities of the lowest basic level!

Therefore, if you've been planning to leave it to the school to teach your child to read, then you're putting your child at a disadvantage!



## **7 Reasons Why You Should Teach Reading From Young Ages**

Knowing how to read is one of the most important life skills, and it's very difficult to succeed in life if you are illiterate.

As we have mentioned above, we should start teaching our children how to read from as young as possible, possibly at birth.

Below, we will discuss the top 7 reasons why it's extremely valuable for parents to teach reading from young ages to their children.

### **1. Preparing for Kindergarten**



Kindergarten is the first true test of how a child gets along in society. If you've already started to teach your child how to read at the age of two or younger, then he or she will have an advantage over the other children in the class whose parents haven't been as attentive.

You may not think that "competition" is a factor with children as young as four or five years old, but you don't want your child to be the only one in the class who doesn't know how to read at

all. Additionally, there is a domino effect that takes place - the sooner your child knows how to read the sooner he or she can move on to more complicated tasks.

### **2. Alleviating Worries about Reading Disabilities**

If you begin to teach your child how to read at a very young age then you'll be able to tell sooner if your child has a reading or learning disability. Children learn very quickly by nature, so if you're using proven methods to teach your child how to read but they just don't seem to be getting the hang of it, then you might be able to identify and correct the reading disability at a younger age. If you've not been trying to teach your child how to read then you have no way of knowing whether he or she has a reading disability and thus not be able to intervene early.



## Top 10 Secrets To Get Kids To Love Reading

### 3. Build Bond With Your Child

Reading with your child creates a bond that can last a lifetime. Studies have shown that parents who regularly read with their children at a young age end up having better relationships with their children when they become adults.

This in turn, will influence your children to read to their own children when they grow up. If you want to create an unbreakable bond with your children then read with them on a regular basis from a young age.



### 4. Makes Learning to Read Easier

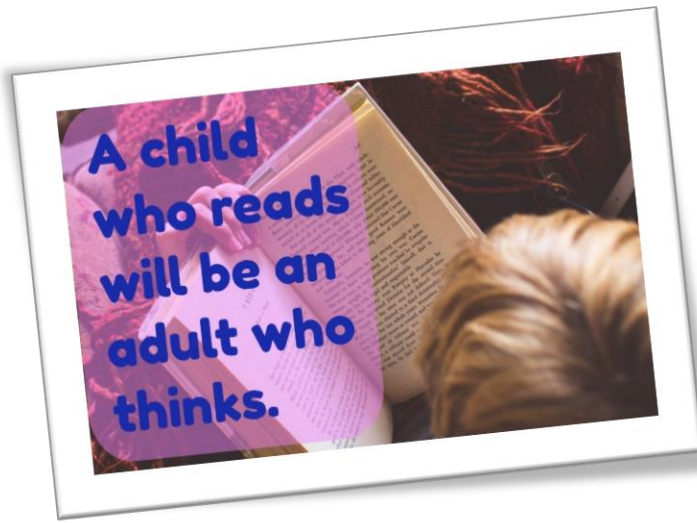
The old saying, "practice makes perfect" is especially true when it comes to reading. Each time you read with your child it will get easier for them. Instead of waiting for them to learn how to read in school you can begin teaching them how to read at a young age and so makes things easier down the road.

### 5. Feeds a Hungry Brain



At the pre-kindergarten age, your child's brain is craving knowledge. The brain actually yearns to learn. This is why as we get older it becomes harder for us to learn new things as quickly as we could when we were younger. By teaching your child how to read at a young age you'll simply be giving your child's brain the stimulation for which it is desperate.

### 6. Develops Creativity & Love for Reading



Reading aloud to children has been proven to stimulate natural curiosity as well as creativity. Give your young child the chance to read and be read to on a regular basis and it won't be long before you notice that your child is more creative. You'll also notice that the more your child reads interesting stories the more he or she will seek out opportunities to read on their own.

### 7. Helps Child Learn Phonics

English phonetics are among the hardest in the world to learn. Letters like "c" can have multiple sounds, the letter "t" is often silent, and combinations such as "ph" are well-known for giving people trouble when they are learning how to read. By starting to teach your child how to read at a young age you can get your child familiar with all the intricacies of the English language.

On the other hand, if you're not sure how to teach your child the correct way to identify letters, it's best to follow guides that have been proven to work on teaching young children. [Click here for a step-by-step guide on how to teach your child aged 2-9 to quickly read at home!](#)

### Here's Your Takeaway...

As you can see, there are almost limitless advantages to teaching your child to read from a young age. Your child will have a true leg up in school and in life if you take the initiative to teach reading from young ages upward. Due to the sponge-like nature of a child's brain there is no drawback - you'll only be doing your child and yourself a big favor.

## **Top 10 Secrets To Getting Your Kids To Love Reading**

As mentioned earlier, reading is an essential part of life. As mothers, we do not need to and should not place the responsibility on our children's schools. It will be too late by then. Below are 10 approaches we can take at home to develop the love for reading in our kids.

### **1. Start reading early in your child's life.**



When children experience reading from their earliest days, it will quickly become a natural part of their lives. Even when your child is too young to understand what you are reading, he will see reading as part of his nighttime routine.

The old-fashioned routine of bedtime stories is the perfect way for reading to become part of your child's daily life. He will learn to associate reading with comfort, joy, and bonding with Mom.

### **2. Show toddlers that reading is fun.**

You can make reading fun for your child by incorporating it into playtime. One idea is to have a small book rack for your child's books. When you place it near his toy box, do not be surprised if he chooses a book instead of a toy. He will be proud of his own books, and reading can be part of playtime.

There are book racks specially designed for children. You can add to his love of reading by purchasing a book rack with cartoon characters, bright colors, or one that is custom-designed with his name.



## Top 10 Secrets To Get Kids To Love Reading

### 3. Teach kids reading without too much structure.



Even kids who like to read can resent it if it becomes a structured activity. Instead of setting a specific time or place for reading, let it come naturally during your child's day.

Rather than saying "2:00 is reading time, sit at your desk," he can choose a time to read, and read in a comfortable setting. The living room couch, a comfortable chair, or even a blanket on the floor can be a suitable environment for reading.

### 4. Choose books that interest your child.

Even the youngest child has personal interests and favorite topics. His interest in reading will develop when you choose books that meet his preferences. Whether he likes dinosaurs, cats, or fairy tales, you can find many books in his favorite categories.

Every time you present him with a new book, he will be delighted to see characters and stories he enjoys. The rhymes and brightly-colored storybooks will always capture his attention.

### 5. Set a good example for your child.

Parents who love to read usually have kids who love to read. The same is true for older siblings, grandparents, and other older people in your household. When your child sees you reading, he will want to do it, too.

Books are important, but you can also read magazines and newspapers when your child is present. Reading is entertaining and educational for individuals of all ages. Youngsters who see family members enjoying a good book or other types of reading material on a regular basis will follow your example.






### 6. Show him there are many options for reading.

When it comes to reading, there is a world of possibilities. Introduce your child to the many ways reading enriches a person's life. As one example, he can watch while you are reading recipes aloud from a cookbook. As a second example, you can find age-appropriate poems instead of traditional storybooks.

### 7. Choose reading material from a variety of places.

When your child is old enough to properly care for books, take him to the local library where he can obtain his very own library card. He will enjoy searching through the shelves to find books that he wants to read.



You can find book clubs and magazine subscriptions specially for children. He can receive books and magazines in the mail on a regular basis, and always have new reading material.

If your youngster has started school, he may have an additional opportunity to acquire books. Many elementary schools offer book fairs, or the chance to order books from a well-known company. When he comes home from school with his new books, he will be eager to read. They are high-quality books that you will approve of, and they are age-appropriate, too.

### 8. Teach kids reading at home.

The love of books and reading can start long before he is ready to learn how to read. When it comes to learning, though, consider it your responsibility and a wonderful opportunity. You should not have to wait until he attends school, and leave it up to his teachers.

The home environment is the ideal place for kids to learn to read. Keep in mind that if you have more than one child, every youngster learns at his or her own pace. Avoid comparing younger kids to their older brothers and sisters.

When you teach kids reading at home, it is an opportunity to include the entire family. Kids love to learn from their older siblings and grandparents, as well as from their parents. He can have reading skills and the love of reading before he starts school.

## Top 10 Secrets To Get Kids To Love Reading

### 9. Help your child choose his own books.

You can find many inexpensive children's books at thrift stores and yard sales in your area. He will love books even more when he has the chance to choose what he wants. When he can browse through books and make choices, it will be an exciting adventure. For only a nickel or dime apiece, he can have many books to call his own.



### 10. Make owning books a positive experience.

Older kids may be proud to own First Edition books or collector's items, but take a practical approach when your children are young. Although you should expect an occasional mark or tear in storybooks, you can avoid disappointment by choosing child-proof books for the youngest kids.

For babies and toddlers, you can buy cloth books and board books. Even the most active youngster cannot harm books made of these materials. Your little one can hold his own book, keep it in the book rack in his bedroom, and it will stay in excellent condition until he outgrows it. Cloth books and board books are perfect for small children, and they can later be passed down to other children in the family.

## What's Next...

Moms today may have different schedules or different lifestyles than moms in previous generations. What has not changed, though, is the opportunity to provide kids with a love of learning that they will continue throughout their lives. The tiniest infant is not too young to understand there is something special about reading, and older kids will continue to enjoy reading with Mom. When you start with these tips, your child will love to read.

If you want to learn the proven method of teaching your young child how to read effortlessly, [check out this video](#) which reveals how any child aged 2-9 can quickly learn to read at home.