



IDENTITY LEATHER CRAFT

for people who make, mend or adapt things out of leather



Leather Sunflower

For leather use the Eco Creamy White pieces to give the brightest yellow when dyed or coloured in. This leather can be dampened and tooled with a seeder for the front panel to represent the seed head. If you do not have a seeder crafttool you can get a similar effect with a biro with the nib removed.

Leather, materials and tools:

Lightweight Calf pieces in Eco Creamy White

Leather scissors

Yellow Dye, Brown Dye (or colouring pens or paint)

Needle

Length of Brown waxed thread

Awl

Fiebing's Leathercraft Cement or Leather Weld

Optional—seeder crafttool

www.identityleathercraft.com



IDENTITY LEATHER CRAFT

for people who make, mend or adapt things out of leather



Can you cut with minimum waste? This job is known as clicking (after the click the press makes) the better at matching up to reduce waste the more the clicker would get paid.



Dampen the leather first before stamping





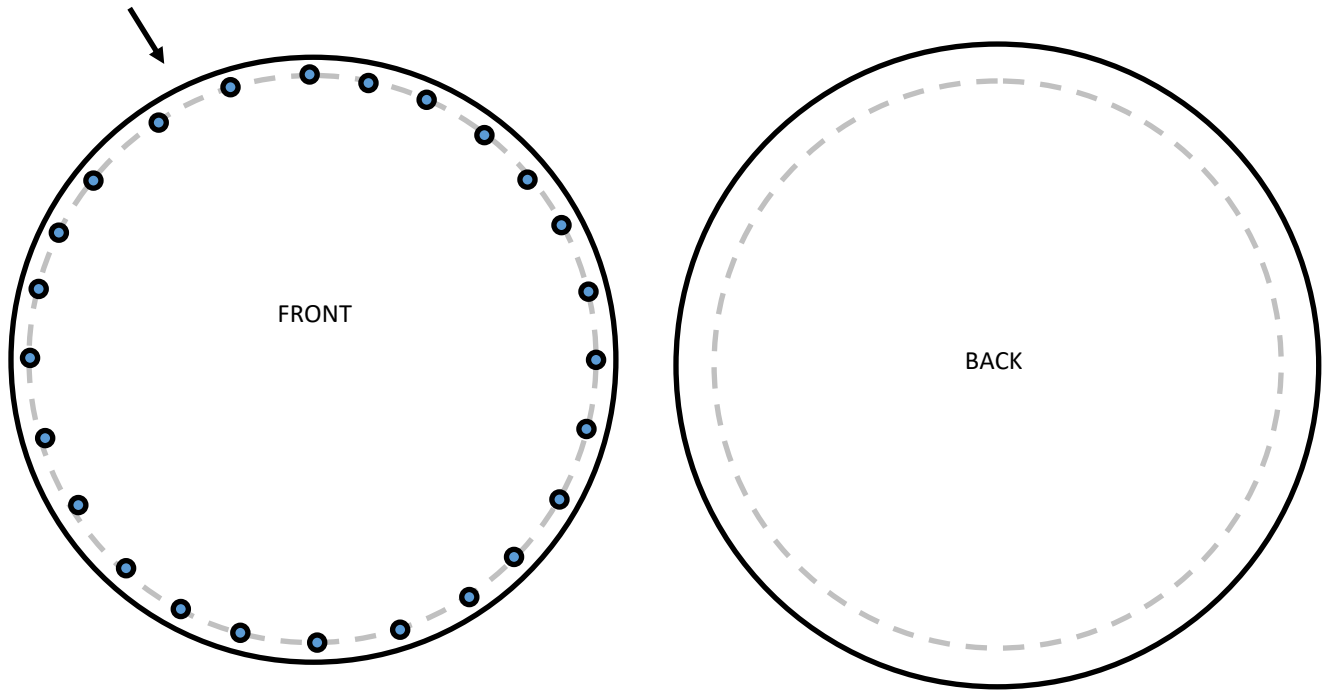
IDENTITY LEATHER CRAFT

for people who make, mend or adapt things out of leather

TEMPLATE FOR SUNFLOWER—size up or down as desired.

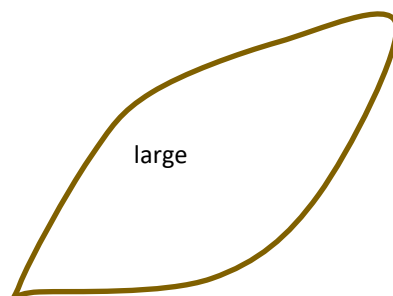
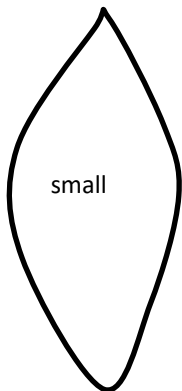
This template will make approx. finished size 18-19cm

Placement for stitch holes




Cut 2 circles, one slightly bigger than the other

Cut 12 small and 12 large petals

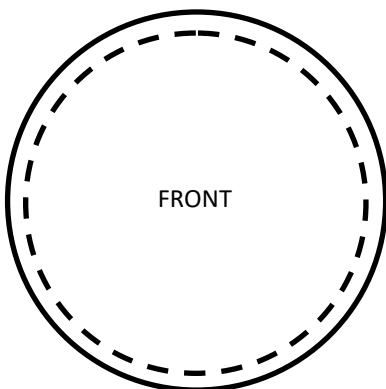



Dye with Identity Yellow Ochre or Eco Flo Yellow Leather Dye for the petals and a brown for the front panel. Leave to dry and buff. If you don't have any dye you can add colour with acrylic paints or felt tips.



Place larger petals first like a clock and glue onto back panel, make sure they come over the dotted line.

Then glue the next row of small petals off-setting them against the larger petals behind.



Glue the front panel in place. To secure firmly use an awl to make stitch holes around the front circle and right through to the back. Stitch in place.

Tip—add a brooch pin and pin to your favourite jumper , or sun hat.