

2025-2026

**COORDINATED PUBLIC TRANSIT
– HUMAN SERVICES
TRANSPORTATION PLAN**

Arizona Council of Governments Region VI
Serving Cochise, Graham, Greenlee and Santa Cruz Counties



**SouthEastern Arizona
Governments Organization**

1403 W. Hwy 92, Bisbee, AZ 85603

Southeast Arizona Mobility
COCHISE - GRAHAM GREENLEE - SANTA CRUZ
SEAGO

www.seagomobility.org






Table of Contents

- 03** Introduction
- 03** Title VI
- 04** Staffing and Coordination Meetings
- 05** The Federal Transit Administration (FTA)
- 06** SEAGO and Regional Mobility Management
- 07** Goals of the Coordination Plan/Coordination Process
- 09** Transit Needs Assessment
- 10** Transit Dependent Population Data
- 12** Transit Needs Summary
- 13** Identification of Transit Needs
- 15** Assessment of Needs by Population
- 17** Assessment of Needs by Geographic Area
- 18** Transportation Service Gaps and System Map
- 19** Transportation Capacity Building and Gap Closing Strategies
- 23** SEAGO Region Coordinated Mobility Funding Priorities
- 26** FY25/26 Section 5310 Applicants
- 27** 5300 Transportation Providers
- 28** Cochise County Funding Estimates
- 29** Graham/Greenlee Counties Funding Estimates
- 30** Santa Cruz County Funding Estimates
- 31** Attachment A: SEAGO Region Provider Profiles
- 51** Attachment B: Vehicles Inventory/Availability
- 58** Attachment C: Demographic Data
- 65** Attachment D: SEAGO Region Online Resources
- 67** Attachment E: SEAGO Region Intercity Transportation Providers

Introduction

Federal Transit Law requires that projects selected for funding under the Elderly Individuals and Individuals with Disabilities (Section 5310) programs be derived from a locally developed, coordinated public transit-human services transportation plan. The purpose of the plan is to identify the transportation needs of individuals with disabilities, older adults, and people with low incomes, provide strategies for meeting these needs, and prioritize transportation services for funding and implementation.

SEAGO recognizes that the transit environment is dynamic and ever changing. As a result, SEAGO reviews and updates the plan on a bi-annual basis. This Plan Update includes updated regional demographic data, transit capacity building strategies, as well as updated information on new and existing transportation providers serving the transportation dependent and disadvantaged populations in the region.

SEAGO utilizes a process that includes representatives of public, private and nonprofit transportation and human services providers, elected officials, and public participation identify transit needs/service gaps and to establish priorities in order to make informative funding decisions for specialized transportation services.

Title VI



SEAGO is committed to ensuring that no person is discriminated against on the grounds of race, color, national origin, sex, age, disability, limited English proficiency, or low-income status as provided by Title VI of the Civil Rights Act of 1964, The Civil Rights Restoration Act of 1987, Section 504 of the Rehabilitation Act of 1973, Americans with Disabilities Act of 1990 (ADA), Executive Order 12898 (Environmental Justice), Executive Order 13166 (Limited Proficiency), Code of Federal Regulations 49 Part 21, Code of Federal Regulations 23 part 200, and Code of Federal Regulations Part 303.

SEAGO strives to ensure nondiscrimination in all of its programs and activities, whether those programs and activities are federally funded or not. As a sub-recipient of federal funding, SEAGO is responsible for initiating and monitoring Title VI activities, preparing required reports, technical assistance and training. SEAGO's consultants must also comply with this policy. SEAGO's Title VI Public Participation and Implementation Plan can be found at <http://www.seago.org/title-vi.html>.

Southeast Arizona Mobility

COCHISE - GRAHAM



GREENLEE - SANTA CRUZ

SEAGO TRANSPORTATION PROGRAM STAFFING

Chris Vertrees
Executive Director

cdvertrees@seago.org
Tel: 520.432.5301 x202

Jessica P. Aguayo, CCTM
Regional Mobility Manager
Title VI and Training Coordinator

jaguayo@seago.org
Tel: 520.432.5301 x212

Angelica Novoa
Assistant Regional Mobility Manager

anovoa@seago.org
Tel: 520.432.5301 x215

John Merideth
GIS Analyst II

jmerideth@seago.org
Tel: 520.432.5301 x209

Regional Coordination Meetings

Cochise/Santa Cruz Counties - 2nd Thursday, bi-monthly at 10am in Benson

Graham/Greenlee Counties - 2nd Tuesday, bi-monthly at 10am in Safford

All County Regional Meeting – Bi-annually in January and September

Meeting schedules, agendas and minutes are available at seagomobility.org



THE FEDERAL TRANSIT ADMINISTRATION (FTA)

Federal Transit Administration (FTA) Section 5300 Rural Public Transportation Programs provide funds for capital, administrative, operating, and training assistance to local public bodies and nonprofit organizations for the operation of public transportation services in non-urbanized areas. The following FTA Programs are available in the SEAGO Region:

Section 5310 – Enhanced Mobility for Seniors and Individuals with Disabilities

The purpose of the Section 5310 Program is to improve mobility for seniors and individuals with disabilities by removing barriers to transportation service and expanding transportation mobility options. This program supports transportation services planned, designed, and carried out to meet the special transportation needs of seniors and individuals with disabilities in all areas – large urbanized (over 200,000), small urbanized (50,000-200,000), and rural (under 50,000). Eligible projects include both traditional capital investment and nontraditional investment beyond the Americans with Disabilities Act (ADA) complementary paratransit services. SEAGO has over 15 programs that receive Section 5310 funding.

Section 5311- Rural Area Formula Grants

This program provides capital, planning, and operating assistance to states and federally recognized Indian tribes to support public transportation in rural areas with populations less than 50,000, where many residents often rely on public transit to reach their destinations. It also provides funding for state and national training and technical assistance through the Rural Transportation Assistance Program. Benson, Bisbee, and Douglas operate 5311 programs within the SEAGO Region.

Section 5307 - Urbanized Area Formula Grant

The Urbanized Area Formula Funding program (49 U.S.C. 5307) makes Federal resources available to urbanized areas and to Governors for transit capital and operating assistance in urbanized areas and for transportation related planning. An urbanized area is an incorporated area with a population of 50,000 or more that is designated as such by the U.S. Department of Commerce, Bureau of the Census. Sierra Vista is the only 5307 operator within the SEAGO Region.



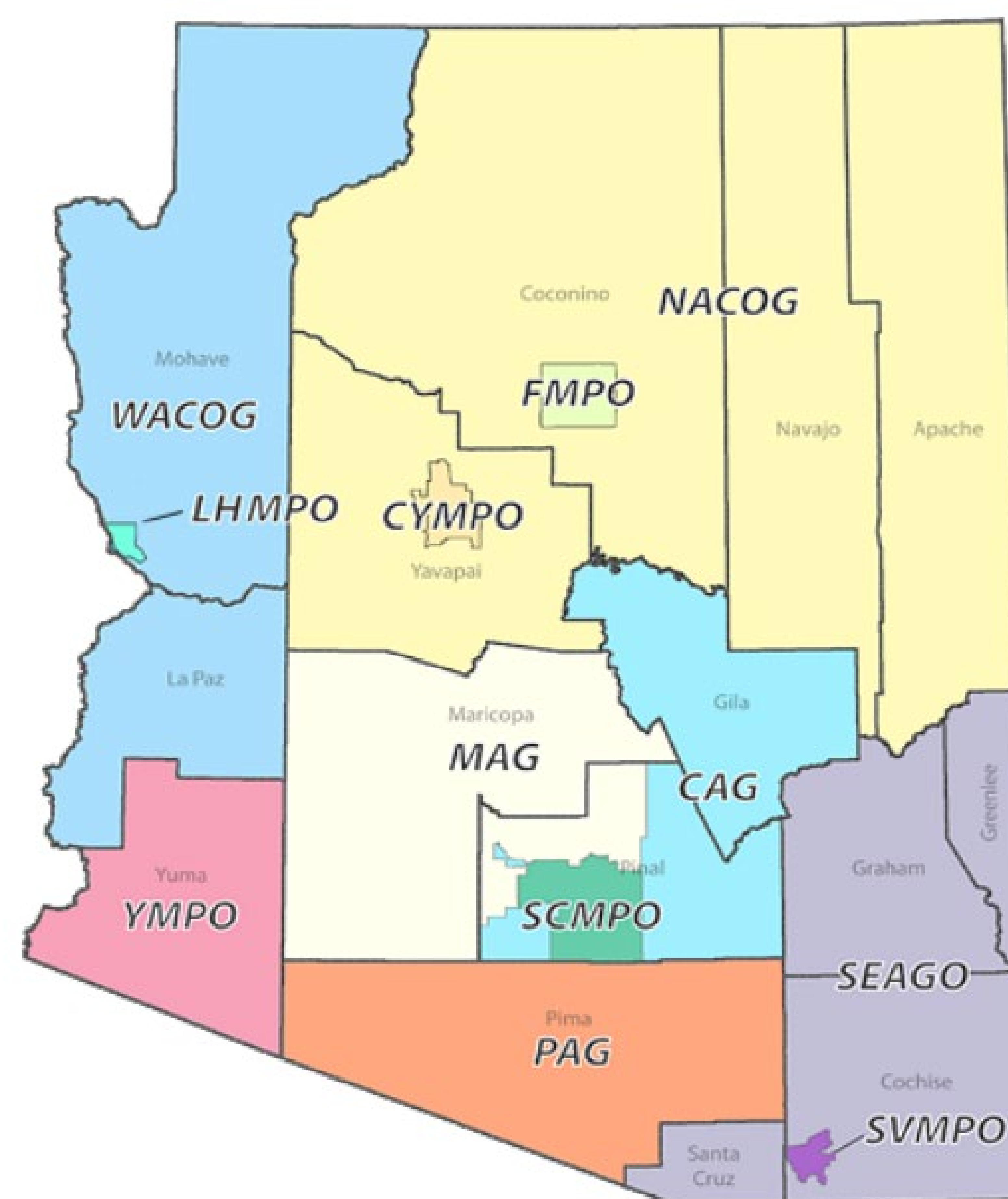
SEAGO AND REGIONAL MOBILITY MANAGEMENT

SEAGO is a regional planning agency which performs and coordinates a variety of functions. Established in 1972, SEAGO is a 501(c) 3, nonprofit organization whose mission is to assist local governments in seeking cooperative solutions to area wide problems; to provide a forum for regional policy development and serve as a coordinating link between municipal, county, tribal, state, and federal agencies. SEAGO is one of six Arizona Councils of Governments (COGs). SEAGO serves the four counties of Cochise, Graham, Greenlee, and Santa Cruz. Together they comprise 13,946 square miles of rural area with per capita income below the state and national averages.

SEAGO's Regional Mobility Management program is a result of federal and state mandates for increased coordination efforts with a focus on expansion of services and greater cost efficiencies. The goals and objectives of the program include:

- Provide greater public access to transportation and transportation information;
- Provide support to existing local mobility managers and transportation providers;
- Identify ways to fill gaps in the provision of transportation services;
- Identify ways to ease barriers and reduce costs for transportation providers;
- Act as a conduit between transportation providers and transportation funders; and
- Act as an advocate for the development of federal, state, and local policy that supports the advancement of rural transportation opportunities and stated goals.

Within the SEAGO region, local governments and human services providers have come together in an effort to maximize scarce resources and build efficiencies that will better serve the residents of the area. In that same spirit, providers of public transit programs and special needs transportation services have conceived this coordination plan as a means to establish and improve transit and transportation services for the four county regions. This Coordination Plan was developed by the SEAGO Transportation Department in cooperation with transit and transportation providers throughout the region. The Plan has been approved by the SEAGO Executive Board and updates are submitted to ADOT on an annual basis.



GOALS OF THE COORDINATION PLAN

The SEAGO Region Transit/Transportation Coordination Groups coordinate their efforts and communications in order to provide information and guidance to federal, state and local government officials as well as transportation/transit service providers for the purposes of policy development, decision making, and investments needed to create greater efficiencies, build capacities and address gaps in service.

In addition, the Coordination Plan serves as a catalog of transit and transportation services available in the region. Its content is made available on the SEAGO website www.seagomobility.org for use by the general public and by organizations serving persons in need of transit/transportation services.

As funding priorities shift during this uncertain economy, information shared on a region wide basis enables smaller agencies to coordinate with larger providers to cover gaps in service, and for all members to implement the best usage of monies, equipment, and personnel.

While each member organization has its own goals and objectives for its transit/ transportation programs, common issues are often served by collective solutions. The goal of this coordination plan can be summarized more simply as *a desire to meet the transit/transportation needs of the region's citizens in a safe, reliable, accessible manner that maximizes the use of resources and minimizes the cost to provide said services.*

THE COORDINATION PROCESS

Coordination meetings are held in Cochise/Santa Cruz, Graham/Greenlee Counties each quarter. These Coordination groups consist of public and human services transportation providers, local elected public officials, local government representatives, the general public, social service and faith-based agencies that represent the elderly, individuals with disabilities, veterans, low income, domestic abuse, and youth programs. In addition, ADOT staff participates in Coordination meetings at various times throughout the year and provide valuable guidance, data, and resources. ADOT also supports the coordination effort by holding statewide meetings and conferences that allow providers to learn about and model other successful programs.

These meetings provide an opportunity for rural area governments and organizations to discuss ways they can improve their services and share information pertinent to the success of their transit operations. They are able to share resources through program management and driver training, vehicle maintenance and repair, route coordination, program planning, and funding strategies. In addition, organizations work together to determine how to fill gaps in rider services, and to conduct geographic outreach.

The Regional Mobility Manager and Assistant Regional Mobility Manager facilitate meetings in Cochise, Santa Cruz, Graham/Greenlee Counties, disseminate information to members, assist in identifying gaps, and encourage collaborative efforts.

Bi-Annually, each coordination group come together to form the Regional Coordination Council. It is at these meetings that short-term planning strategies and priorities are developed to address the transit needs of the Region. This group reviews and provides updates to the Human Services Transportation Coordination Plan. New members are added to the Plan and organizations no longer active are removed from the Plan. Each organization is given an opportunity to update their own efforts and the combined efforts of the group are recorded in the Plan. The process includes an update of the regional needs assessment, a review of and update of regional transit goals, capacity building and gap filling strategies, and the establishment of Regional Funding Priorities for the 5310 grant cycle.

5311 Providers



5307 Providers



5310 Providers

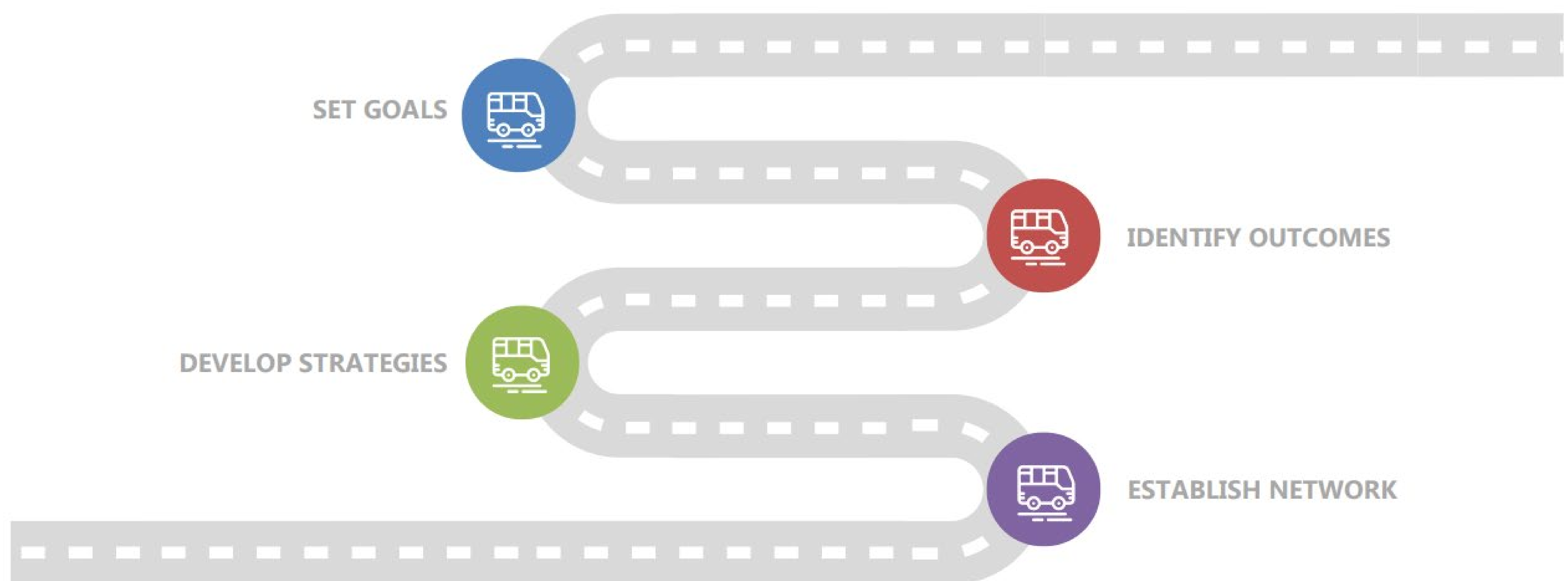


TRANSIT NEEDS ASSESSMENT

The core of the coordinated mobility planning process is the needs assessment. The needs assessment focuses on the identification and assessment of community transportation needs comparative to available resources. The purpose of this process is to help the public set goals, identify outcomes, develop strategies, and establish a network of transportation services that will meet customer and community needs.

The coordinated mobility planning process focuses on specific population groups that are more likely to be dependent on public transit and/or specialized transportation. These groups are often defined as transit dependent and include:

- **Elderly:** This includes all individuals 65 years of age or older.
- **Individuals with disabilities:** The FTA defines disability as “with respect to an individual, a physical or mental impairment that substantially limits one or more of the major life activities of such individuals. The phrase major life activities means functions such as caring for one's self, performing manual tasks, walking, seeing, hearing, speaking, breathing, learning, and work.”
- **Below poverty level:** This includes individuals whose family income is at or below the poverty line threshold.
- **No Vehicle Available:** This includes individuals who have no vehicle available at home.



TRANSIT DEPENDENT POPULATION DATA

To better understand the transit needs and demand for services of our transit dependent population, demographic data was collected for each county. This data illustrates how transit dependent population groups are represented throughout the region in order to provide an understanding of the transportation needs that the Coordination Plan attempts to address. The sources for these datasets include the 2020 U.S. Census and the 2021 American Community Survey (ACS) Estimates. The following table reflects the data collected along with a 5-year demand estimates:

Cochise County: Population 125,092					
Population Type	2022	2023	2024	2025	2026
Over Age 65	28,146	28,427	28,711	28,998	29,288
Disabled	12,894	13,023	13,153	13,285	13,418
Below Poverty Level	16,872	17,041	17,211	17,383	17,557
No Vehicle Available	6,991	7,061	7,132	7,203	7,275
Cochise Totals	64,903	65,552	66,207	66,896	67,538
Unduplicated Totals*	40,240	40,642	41,048	41,476	41,874

Graham County: Population 38,145					
Population Type	2022	2023	2024	2025	2026
Over Age 65	5,283	5,336	5,389	5,443	5,497
Disabled	4,937	4,986	5,036	5,086	5,137
Below Poverty Level	6,940	7,009	7,079	7,150	7,222
No Vehicle Available	2,913	2,942	2,971	3,001	3,031
Graham Totals	20,073	20,273	20,475	20,680	20,887
Unduplicated Totals*	12,455	12,569	12,695	12,822	12,950

**An individual may be reflected in more than one category. The unduplicated totals extract double counting of this data.*

TRANSIT DEPENDENT POPULATION DATA (Cont)

Greenlee County: Population 9,542					
Population Type	2022	2023	2024	2025	2026
Over Age 65	1,230	1,242	1,254	1,257	1,270
Disabled	1,114	1,125	1,138	1,150	1,163
Below Poverty Level	1,097	1,108	1,120	1,131	1,142
No Vehicle Available	142	144	146	148	150
Greenlee Totals	3,583	3,619	3,658	3,686	3,725
Unduplicated Totals*	2,221	2,244	2,268	2,285	2,310

Santa Cruz County: Population 47,463					
Population Type	2022	2023	2024	2025	2026
Over Age 65	7,636	7,712	7,789	7,867	7,946
Disabled	6,247	6,309	6,372	6,436	6,500
Below Poverty Level	10,216	10,318	11,053	11,164	11,275
No Vehicle Available	2,781	2,809	2,837	2,865	2,894
Santa Cruz Totals	26,880	27,148	28,051	28,332	28,615
Unduplicated Totals*	16,667	16,832	17,392	17,566	17,741

	2022	2023	2024	2025	2026
SEAGO Totals	115,439	116,492	118,391	119,594	120,765
SEAGO Unduplicated Totals*	71,583	72,287	73,763	74,149	74,875

*An individual may be reflected in more than one category. The unduplicated totals extract double counting of this data.

The following table illustrates need in relation to percentage of county population:

County	Total Population	Transit Dependent	Percentage Transit
Cochise	125,092	40,240	32%
Graham	38,145	12,455	33%
Greenlee	9,542	2,221	23%
Santa Cruz	47,463	16,667	35%
SEAGO Region	220,422	71,583	32%

TRANSIT NEEDS SUMMARY

There are nine US States that have fewer square miles than the SEAGO region. Sierra Vista is the largest city in Cochise County with a population of nearly 50,000. Nogales, in Santa Cruz County, is its largest city with 21,688. Safford is the largest city in Graham County with a population of 10,269. Morenci and Clifton have a combined population of over 6,000 in Greenlee County. With a large geographical service area, and sparsely populated spaces that have a significant population of baby-boom generation and elderly, transportation needs within the SEAGO region are significant.

Within the region there are three FTA Section 5311, fixed route transit services, one each in Benson, Bisbee, and Douglas. The City of Willcox operates an FTA Section 5311 Dial-a-Ride Program. The City of Sierra Vista operates a FTA Section 5307 fixed route transit system. All of these programs are located in Cochise County. There are no fixed route systems in Santa Cruz, Graham or Greenlee Counties.

Within the Section 5310 (Coordinated Mobility Program), the most often cited use of transportation is for health care, followed by access to shopping, appointments, and food/ nutrition. Access to jobs and job training are most often used by consumers with developmental disabilities and those who are seeking rehabilitation services.

As funding resources become scarce, funding priorities become more difficult. It is agreed that all transportation programs in the SEAGO region are important, valued, and essential to maintaining basic services and adding quality to the lives of riders who routinely depend on it. Programs that combine efforts, serve multiple client bases and/or serve large sections of the region will receive funding priority. New programs will be considered for recommendation only if they fill identified gaps in service.

Ridership numbers are going up across the region. With rising pressures on both sides (reduced funding and increased ridership), municipalities and organizations providing transit and transportation services will see greater unmet needs and ultimately larger gaps in service provision.

The SEAGO Region's senior population is highly dependent on "all-volunteer" programs such as the Sierra Vista Interfaith Caregiver Program (VICaP), Valley Assistance Services, and Senior Citizens of Patagonia. High operating costs are limiting program effectiveness. These programs are in need of operating funds to maintain service levels of over 20,000 riders annually.

Identifying efficiencies, potential for cost reductions, and opportunities for greater connectivity are priorities for the coming years in the SEAGO region. Without success in these areas, the region is at great risk of losing ground and ultimately losing essential transit/transportation.

IDENTIFICATION OF TRANSIT NEEDS

To identify transit needs, SEAGO collects information and data from a range of sources. This includes:

- US Census Bureau Demographic Data
- Regional and Local Transit Coordination Meetings and Surveys
- Local FTA Section 5307/5311 Technical Advisory Committee Meetings
- SEAGO Transportation Advisory Committee Meetings
- County developed Community Health Improvement Plans (CHIP) and meetings
- Area Agency on Aging – Area Plan on Aging
- State and Regional Transit Planning Studies
- Regional Public Transit Feasibility Studies

In the past 6 years, three (3) Transit Feasibility Studies were conducted in the SEAGO Region.

The Graham County Feasibility Study (2023-24) conducted by SEAGO with funding/planning support from the National Association of Development Organizations (NADO) focused on service that connected the communities of Safford, Thatcher, Pima, and the unincorporated areas of Graham County immediately adjacent to these communities. The study's transit advisory committee concluded that there is a significant need for additional public transportation in Graham County. The qualitative input from key stakeholders was unanimous on the need for public transportation. Using input data from the Feasibility Study, passenger transportation demand was estimated to be 19,300 trips per year. The following are locations that were consistently mentioned by stakeholders and focus group participants as key destinations for a transit service:

- Access to Eastern Arizona College
- Access to Medical Facilities
- Access to Shopping
- Access to Downtown Safford
- Access to Social Service Offices

The Nogales Area Transit Feasibility Study (24-25) conducted by SEAGO focused on service that connected the communities of Nogales and the unincorporated community of Rio Rico. The total population for the study area is 48,209. Passenger transportation demand is estimated to be 41,400 trips per year. The study's transit advisory committee concluded that there is a significant need for additional public transportation in the Nogales/Rio Rico area. The qualitative input from key stakeholders was unanimous on the need for public transportation. The following are locations that were consistently mentioned by stakeholders and transit needs survey participants as key destinations for a transit service:

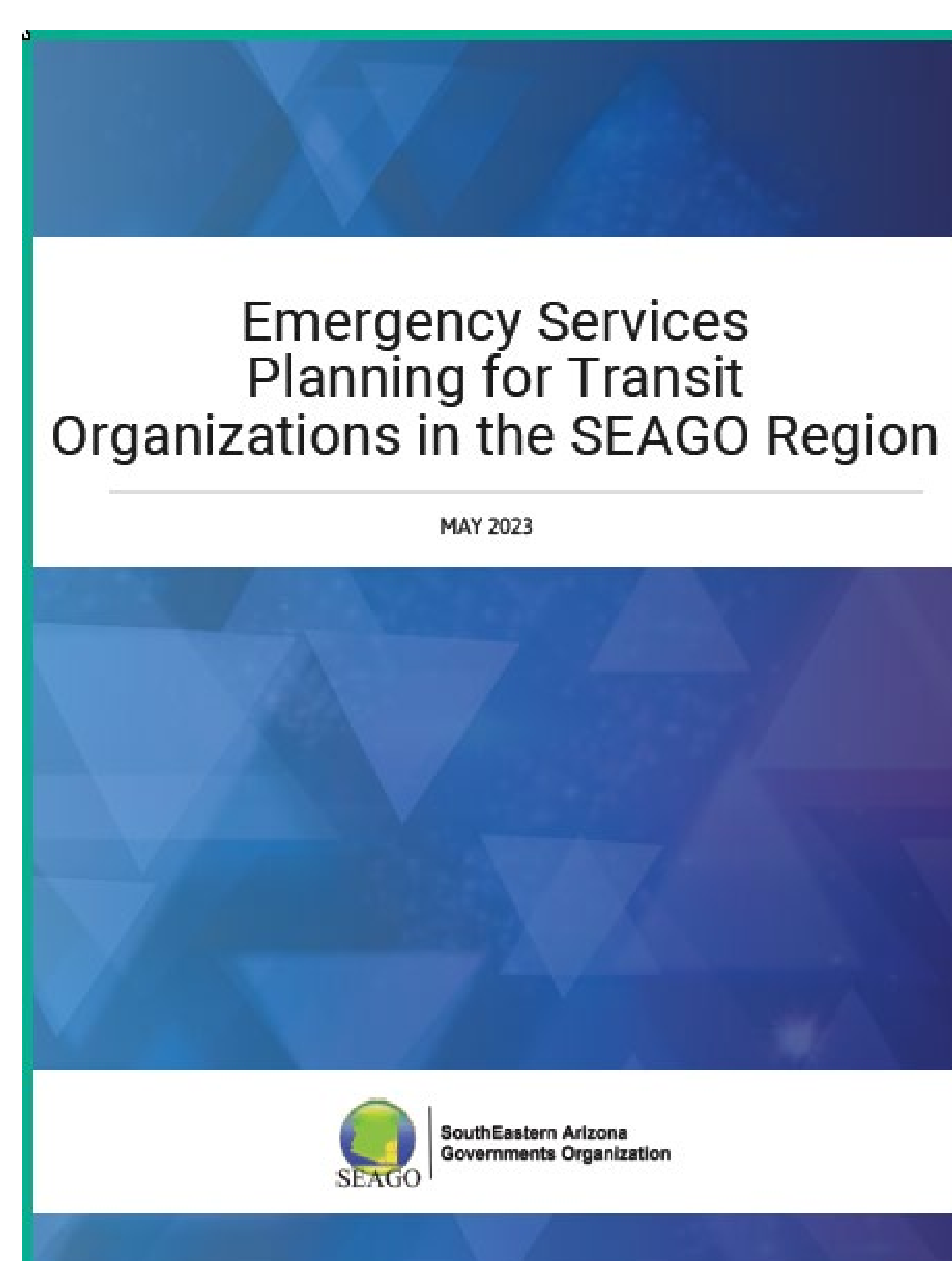
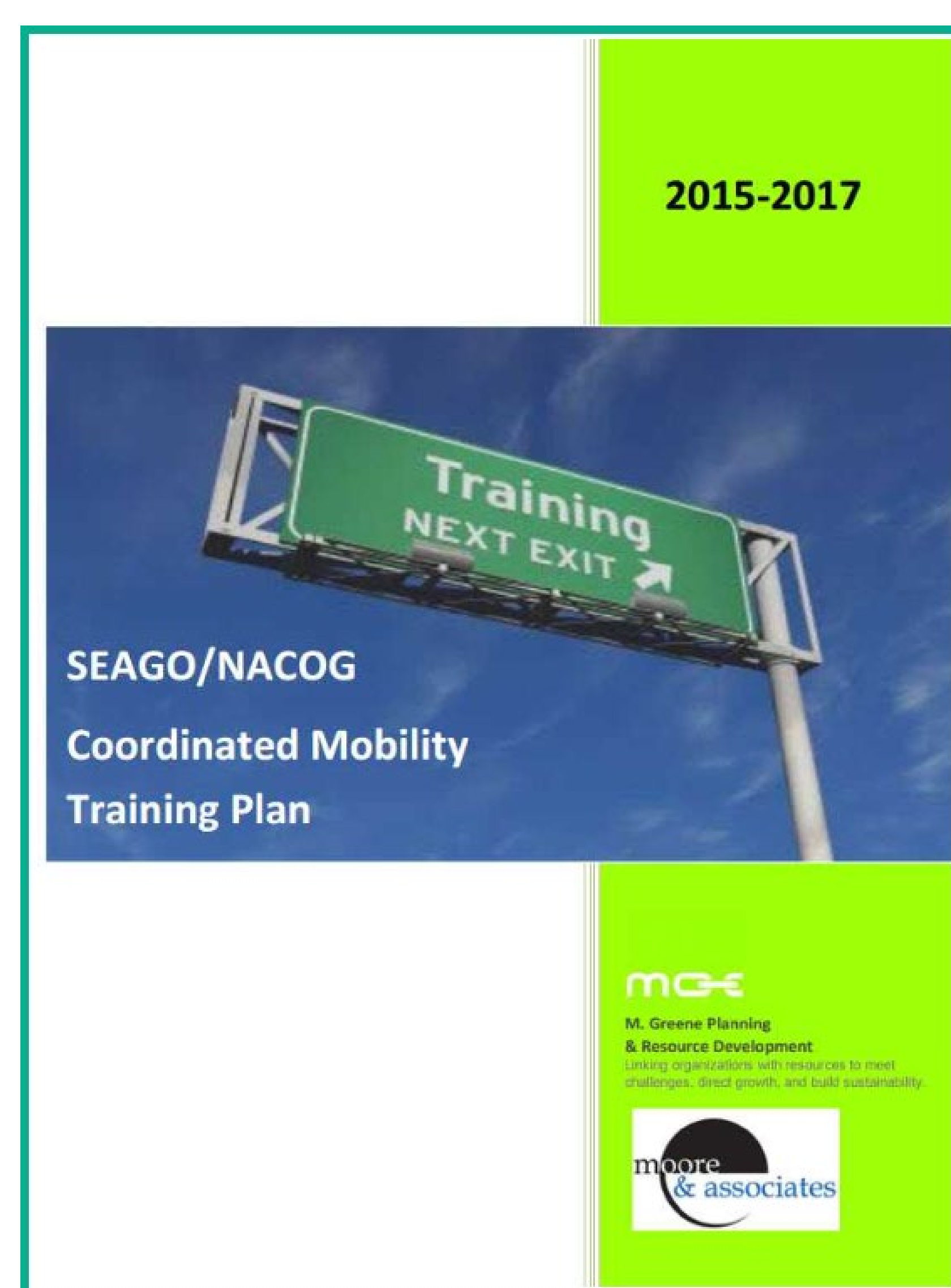
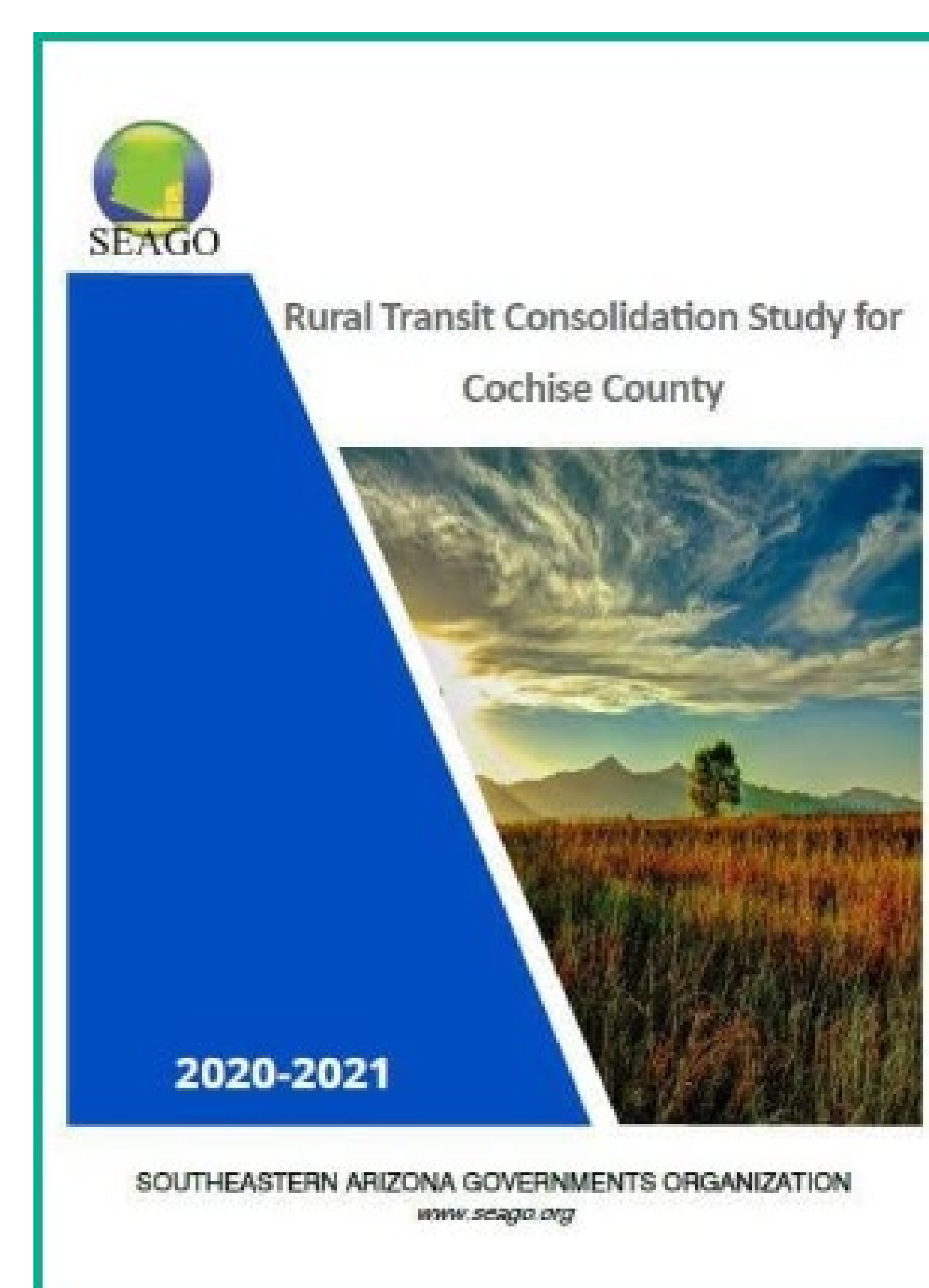
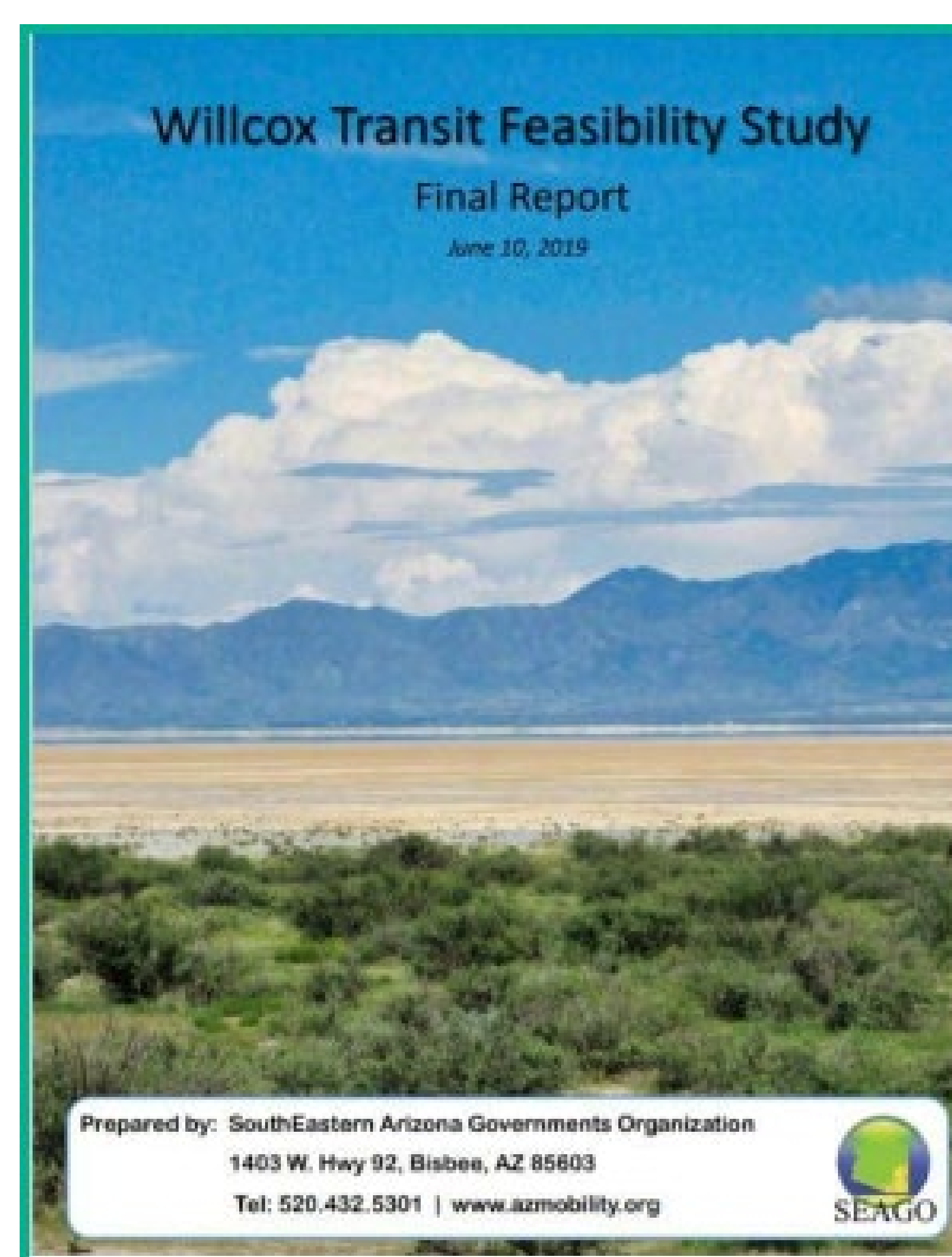
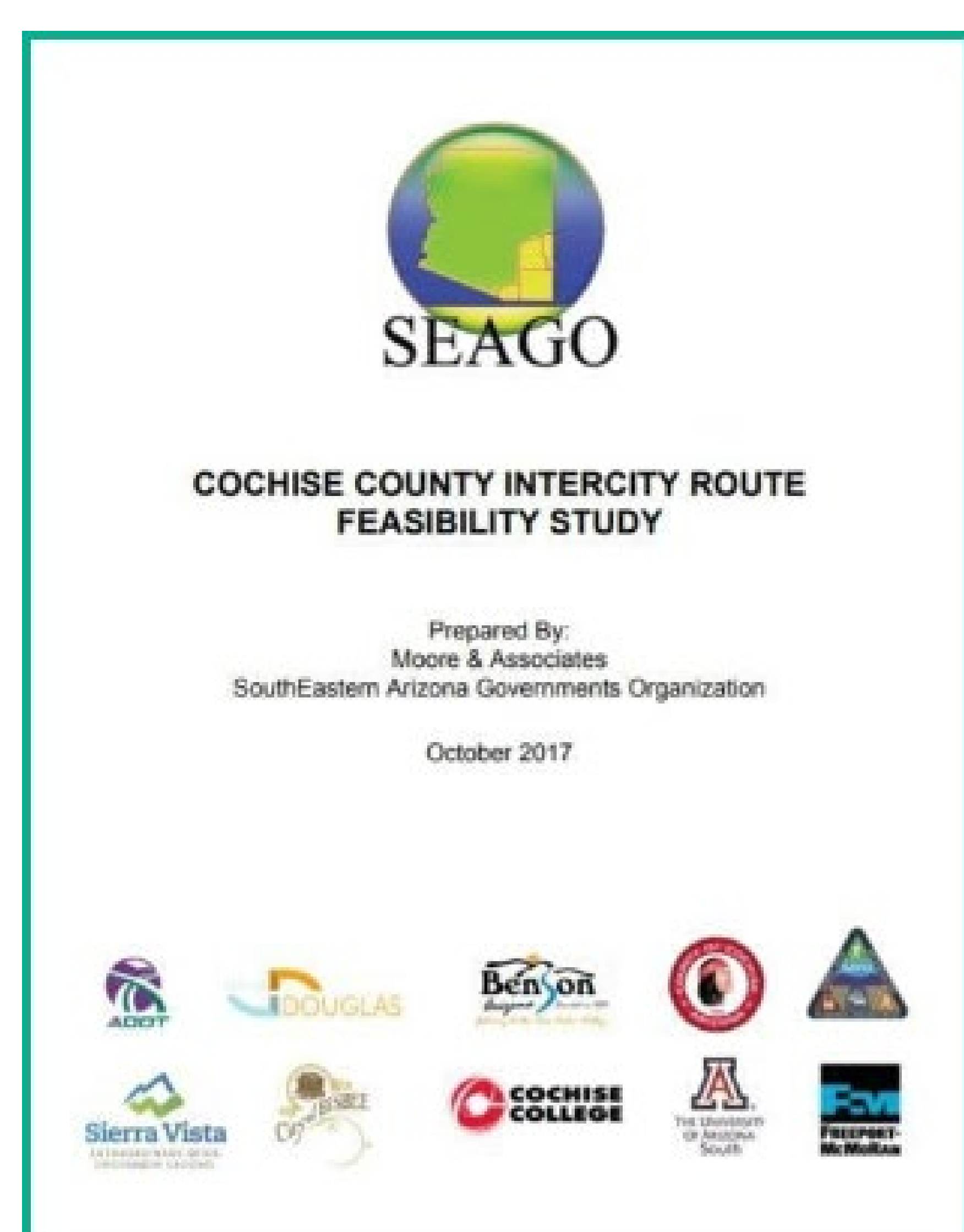
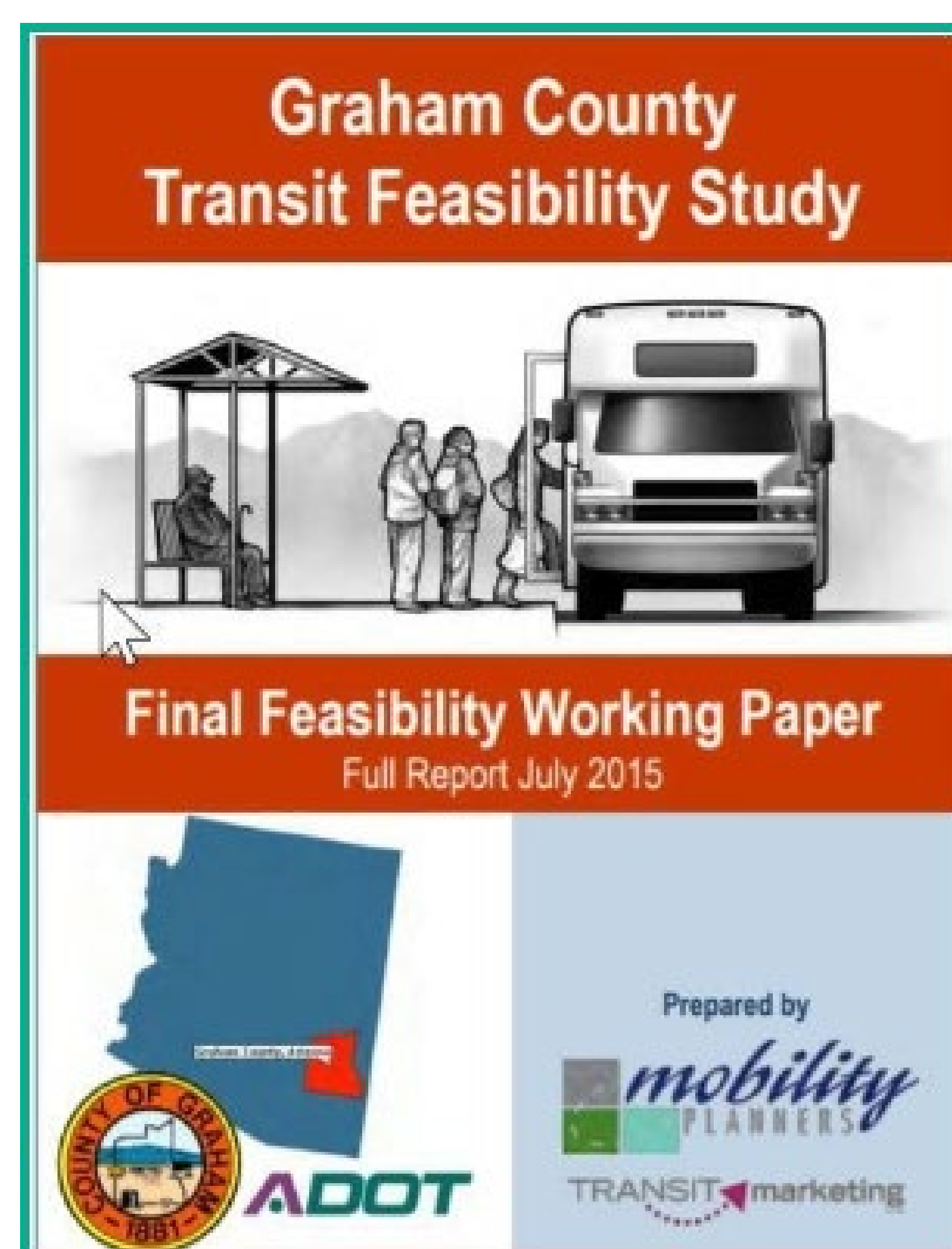
IDENTIFICATION OF TRANSIT NEEDS (cont)

- Transportation to Medical Services
- Transportation to/from the Point of Entry
- Transportation to Shopping Centers located along Mariposa Road
- Transportation to Work
- Transportation to Tucson

The Willcox Feasibility Study (2019) conducted by SEAGO focused on Dial-a-Ride service in Willcox and the surrounding communities located in northeastern Cochise County. The most common needs for service were:

- Transportation to Employment
- Transportation to Shopping
- Transportation to Medical Appointments

Each of these studies can be accessed at www.seagomobility.org



Assessment of Needs by Population

Based upon the data collected through our regional feasibility studies and information gathered through numerous public meetings, the following are our Regional needs based upon populations:

Special Needs Population: This includes transportation needs for developmentally disabled, persons with physical disabilities, persons addressing mental health issues, and the elderly. Primary transportation needs for this population include:

- Health Care
- Food & Nutrition
- Jobs and Job Training
- Shopping, Social, and Recreational

Gaps include operating funds for existing 5310 programs sufficient to meet demand. Additional efforts to coordinate with Area Agency on Aging and with Health and Human Services agencies are a priority.

Low Income Population: This includes transportation needs for those whose income is at or below 80% of area median income and for those who are working with State and local agencies to meet sustainable income goals. Primary transportation needs for this population include:

- Access to Jobs
- Access to Job Training
- Access to Health Care
- Access to Food and Nutrition
- Access to Shopping

The lack of transit connections to other communities is a significant barrier to employment, health, and education.

Assessment of Needs by Population (cont)

Elderly Population: This includes transportation needs for those who are age 65 and over. Primary transportation needs for this population include:

Access to Local Health Care
Access to Veteran Healthcare in Tucson
Access to Medical Specialists in Tucson
Access to Food and Nutrition
Access to Shopping
Access to Social Activities

General Public: This includes all other persons requesting transportation services. Primary transportation needs for this population include:

Access to Jobs
Access to Health and Human Services
Access to Education
Access to Shopping
Connections to other communities
Access to Social and Recreation Activities

Gaps include fixed route service in Nogales, Safford, and Willcox, and connector services between communities. Additional efforts to coordinate intercity route possibilities with 5311 providers are a priority.

SEAGO REGION NEEDS BY POPULATION

LOW INCOME

- Access to Jobs
- Access to Job Training
- Access to Healthcare
- Access to Food and Nutrition

ELDERLY

- Access to Local Healthcare
- Access to Veteran Healthcare in Tucson
- Access to Medical Specialists in Tucson
- Access to Food & Nutrition
- Access to Shopping
- Access to Social Activities



SPECIAL NEEDS

- Access to Healthcare
- Access to Food & Nutrition
- Access to Jobs and Job Training
- Access to Shopping, Social and Recreation

GENERAL PUBLIC

- Access to Jobs
- Access to Health and Human Services
- Access to Education
- Access to Shopping
- Connections to Other Communities
- Access to Social and Recreational Activities

ASSESSMENTS OF NEEDS BY GEOGRAPHICAL AREA

Based upon the data collected through our regional feasibility studies and information gathered through numerous public meetings, the following are our Regional needs based upon geographic area:

Cochise County:

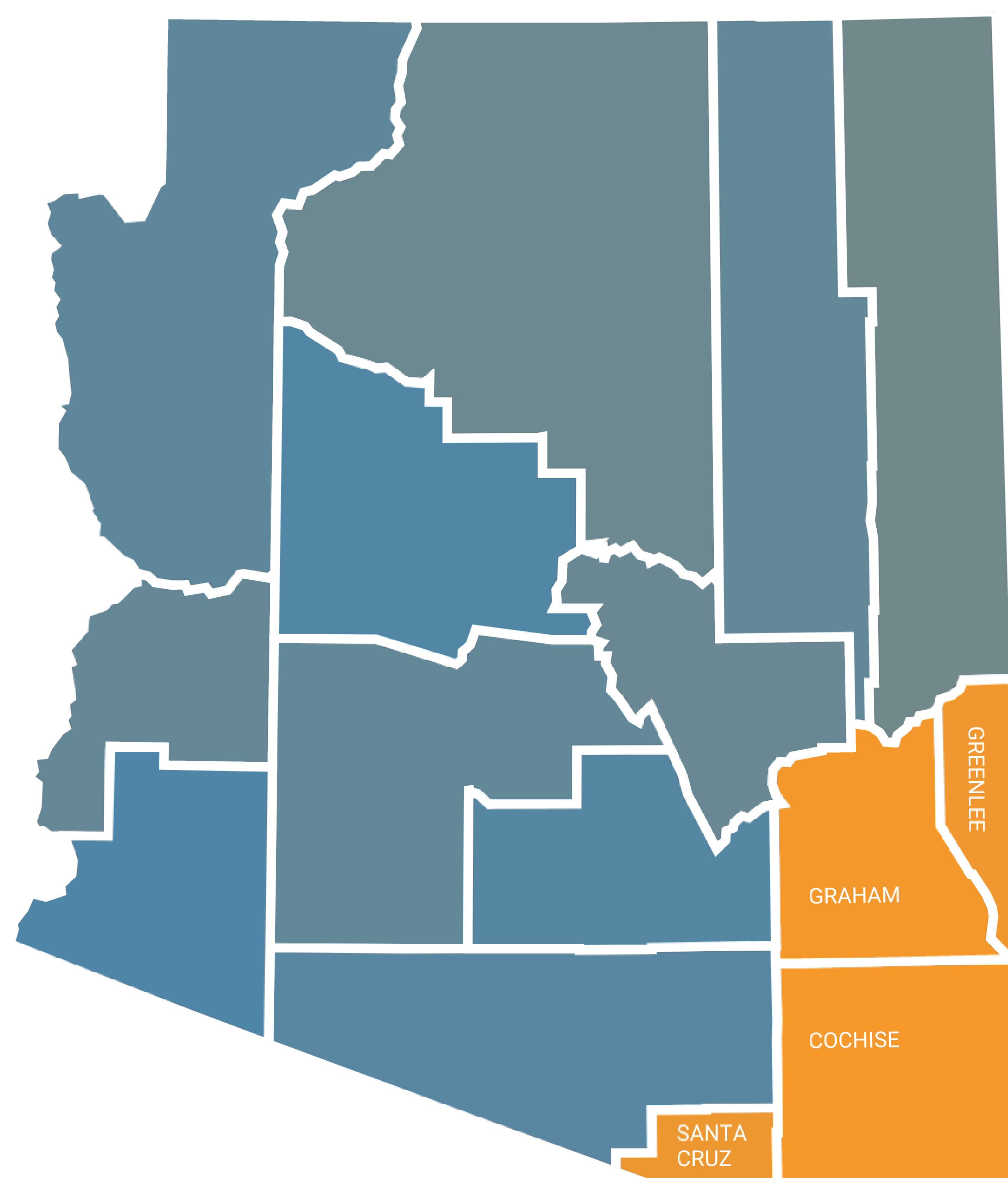
Connecting service between Benson and Sierra Vista
Local Service for Huachuca City and Tombstone
Connecting service between Huachuca City and Sierra Vista
Connecting service between Tombstone and Sierra Vista
Connecting service between Elfrida and Douglas
Service from outlying areas to Willcox

Graham and Greenlee Counties:

Fixed route service in Safford
Connecting service between Safford, Duncan, Clifton, and Morenci
Connecting service between Safford and San Carlos Reservation

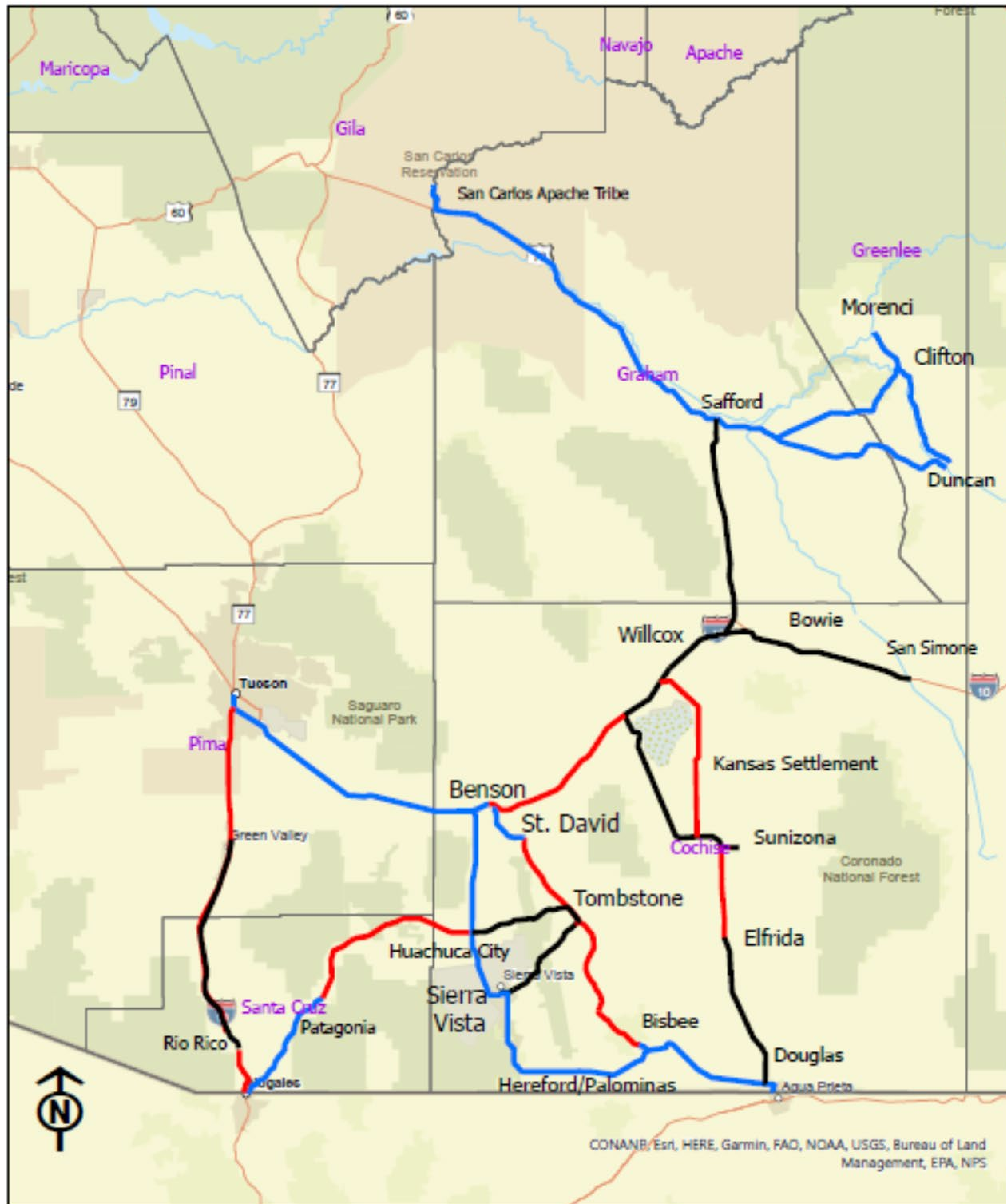
Santa Cruz County:

Fixed route service in Nogales
Connecting service between Nogales, and Rio Rico, Tubac, and Green Valley
Connecting service between Nogales, Patagonia, and Sonoita



TRANSPORTATION SERVICE GAPS

The SEAGO Region currently has 356 miles of public transportation access gaps that separate rural areas from our population centers that provide essential medical, food, social, shopping, and job access. The following map illustrates the current public transportation network within the SEAGO Region. Roadways outlined in blue indicate existing service. Roadways outlined in green indicate a planned route that is scheduled to begin service in 2021. Roadways outlined in red indicate areas in which no access to public transportation is provided.



- Yes
- No
- Limited
- Planned

TRANSPORTATION CAPACITY BUILDING AND GAP CLOSING STRATEGIES

The following are the 5-year planning strategies (2025-2029) developed during the 2022 coordination planning process. The intended purpose of these strategies is to increase public access to transportation services through capacity building efforts.

Strategy #1: Pursue Fixed-route Service in Santa Cruz County

Purpose/Status: The City of Nogales and the adjacent unincorporated community of Rio Rico have a combined population of 48,205. 33.2% of the population is within 150% of poverty level. This is one of the largest communities in the State without fixed transportation service. The City of Nogales operates limited transit services (Nogales Rides). The program provides limited dial-a-ride transportation services to senior citizens, developmentally disabled, special needs or physically impaired people. Currently Rio Rico has no transportation services. The pursuit of funding to develop a feasibility study was identified by the Regional Coordinating Council as a high priority. In March 2023, SEAGO secured a grant in the amount of \$95,000 to conduct a feasibility study for the area. The draft study has been completed and available for review at www.seagomobility.org.

Strategy #2: Pursue a FTA Section 5311 Program in the Safford area

Purpose/Status: Currently the area has one FTA Section 5310 provider. That program focuses its transportation efforts on the disabled and the elderly. There are no transportation programs that provide service to low-income populations and the general public. The Graham County Feasibility Study (2023-24) conducted by SEAGO with funding/planning support from the National Association of Development Organizations (NADO) focused on service that connected the communities of Safford, Thatcher, Pima, and the unincorporated areas of Graham County immediately adjacent to these communities. The study's transit advisory committee (TAC) concluded that there is a significant need for additional public transportation in Graham County. San Carlos Apache Nnee Bich'o Nii Services was identified by the TAC as the best existing program to provide fixed route transportation services to the area. San Carlos has secured transit planning funds to develop an Implementation Plan to expand transit services into the Safford area. Planning is expected to begin in the spring of 2025.

Strategy #3 Continued Development of the Huachuca City/Tombstone Public Transit Program

Purpose/Status: The Town of Huachuca City currently provides limited transit service between Huachuca City and Sierra Vista. From 2008 to 2014, Huachuca City operated a FTA Section 5310 program that provided residents of Huachuca City and Whetsone daily transportation to medical, shopping, and recreation services in Sierra Vista. From 2015 to 2018, Huachuca City self-funded a transit program that provided limited transportation to Sierra Vista. Due to budget issues Huachuca City closed its transit program in 2019. In 2020, Huachuca City received a grant from the Legacy Foundation of Southeast Arizona to reestablish a pilot transit program for Huachuca City.

TRANSPORTATION CAPACITY BUILDING AND GAP CLOSING STRATEGIES (cont)

The grant was intended as a bridge to allow Huachuca City to pursue for FTA Section 5310 and/or FTA Section 5311 funding. The Regional Coordinating Council agreed that service in the Huachuca City/Tombstone area was critical to closing regional transportation gaps and set as a goal to support Huachuca City's efforts to pursue FTA funding. In 2023 a transit feasibility study was initiated by SVMPO to investigate the possibility of a FTA Section 5311 or a FTA Section 5310 transit system for the Town. The final report recommended that the Town apply for, and establish, a 5310 funded transit system with potential expansion to a 5311 program.

Strategy #4: Develop Intercity Service to Tucson

Purpose/Status: Almost all transit needs surveys conducted in the SEAGO region over the last 5 years have identified connecting service to Tucson as a significant need/gap in service. Access to the VA and medical specialist were commonly listed as transportation needs. This issue was exasperated during the COVID emergency. Greyhound was providing limited service from Cochise County to Tucson prior to COVID. The service was canceled in FY2021 due to low ridership. In FY25/26 SEAGO will engage local and national transit providers to identify solutions for this gap in services. In addition, SEAGO has partnered with All Aboard Arizona to support the expansion of the Sunset Limited Amtrak service to 7 days a week and include linking service to Phoenix.

\Strategy #5: Expand Telemedicine Services Throughout the Region

Purpose/Status: The SEAGO Region like many other areas of the State is experiencing challenges in ensuring older adults maintain access to medical care, particularly when they can no longer drive. Technology can provide solutions, but these become less viable when older adults do not have access to good internet connectivity and/or they do not feel comfortable using technology. SEAGO is partnering with the Maricopa Association of Governments (MAG) and Agge Friendly Arizona to pilot their People-Oriented Transportation Linkages for Underserved Communities (POTLUCK) project, a new statewide initiative to connect older adults with rides and telemedicine options in underserved areas.

The goal of POTLUCK is to connect older adults who have low incomes to medical care through in-person or virtual appointments. Transportation will be provided by nonprofit agencies. When a virtual appointment is the better option, this will be addressed through a systems level solution to provide telemedicine through centralized hubs and mobile vans. Pilot communities will test this approach and refinements will be made. Valley Assistance Services in Green Valley and Huchuca City have agreed to pilot the project. If successful, SEAGO will look for funding opportunities to expand the project throughout the Region.

TRANSPORTATION CAPACITY BUILDING AND GAP CLOSING STRATEGIES (cont)

Strategy #6: Updated PASS Training Curriculum

The Regional Coordination Council identified Passenger Accessibility, Sensitivity, and Safety (PASS) as the top training need for the Region. SEAGO currently uses Community Transportation Association of America (CTAA) training curriculum and materials to deliver PASS training to the Region. CTAA has transitioned to an online training program. The coordination group strongly agreed that the online format was not meeting the training needs of their staff. The group felt that the training did not meet local training needs such as language barriers and volunteer driver programs. The Regional Council identified in-person training as critical to passenger safety, driver development, and capacity building.

Mobility Management Planning Priorities and Coordination Strategies

The Regional Coordinating Council was asked to identify priorities to help focus Mobility Management efforts for the Region. The following mobility management coordinating, funding and planning priorities resulted from the process:

Priority #1: Communications

- Sharing administrative resources including policies, procedures, and best practices;
- Continued support for Regional Mobility Management (Cochise, Santa Cruz, Graham, and Greenlee Counties);
- Expanded Mutual Aid Agreements with local governments and providers.

Priority #2: Efficiencies

Administrative:

- Insurance - shared or reduced costs;
- Updated and more locally specific PASS training;
- Ridership Tracking - Technology for tracking riders within a service area and particularly to track riders using multiple services across areas;
- Marketing – Identification of opportunities to joint market transportation programs;
- Local Title VI and DBE Training

Operating:

- Combining transportation programs that have similar missions and geographical locations,
- Fuel Purchases - collaborative purchasing - possibly using state contracts,
- Increased operating funds availability,
- Driver cross training and driver sharing agreements

TRANSPORTATION CAPACITY BUILDING AND GAP CLOSING STRATEGIES (cont) (cont)

Capital:

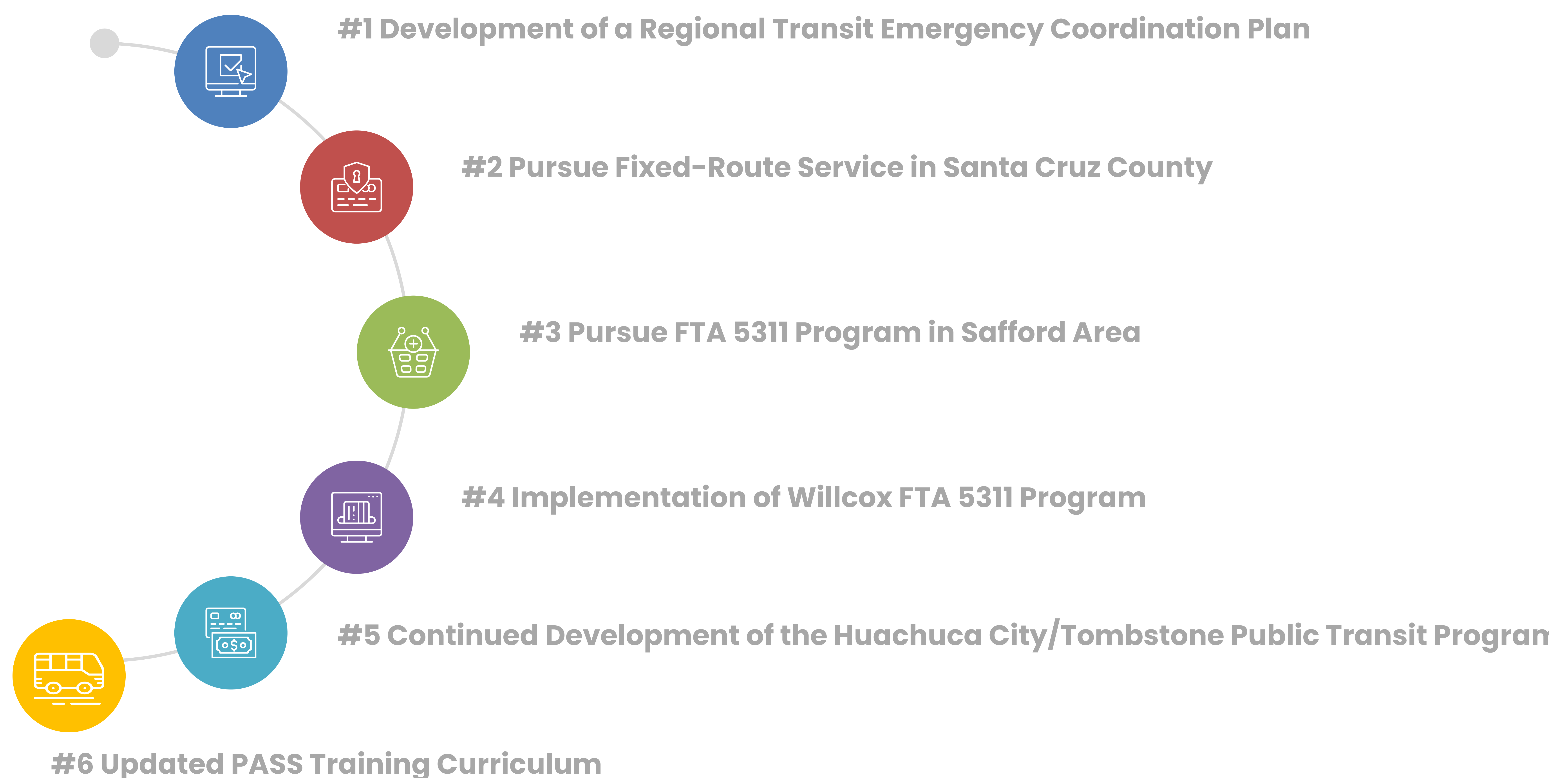
- Access to hybrid or green fuel vehicles,
- GPS tracking for vehicles,
- Bus pass/card readers to track ridership and transfers between organizations,

Priority #3: Improved Service

- Surveys of rider satisfaction,
- Review of routes and hours of operations to improve rider access when most needed,
- PASS Training, Defensive Driving Training for all drivers,
- Effective marketing to underserved populations and enhanced trip planning,
- Improved “How to Ride” information with greater outreach.

GAP CLOSING STRATEGIES

2021 - 2025



SEAGO REGION COORDINATED MOBILITY FUNDING PRIORITIES

The following are our regional funding priorities as identified through the regional prioritization process, Transportation Advisory Committee discussions, and discussions with local social service agencies and our Regional Section 5311 Public Transportation providers:

Operating Funding

As funding resources become scarce, funding priorities become more difficult. It is agreed that all transportation programs in the SEAGO region are important, valued, and essential to maintaining basic services and adding quality to the lives of riders who routinely depend on it. It is our goal to ensure that programs that serve the broadest client base and/or service area are giving the highest level of funding consideration. Operating requests should be considered in the following order:

1. Projects that have a broad mission that serve both the elderly and individuals with disabilities.
2. Projects that go “above and beyond” ADA requirements.
3. Continued funding of existing programs that lack a public transportation alternative.
4. Continued funding of existing programs that actively participate in regional coordination activities.
5. New programs that address regional service gaps.

Capital Funding

It is our regional goal to ensure that all regional vehicles are safe and in good operating order (state of good repair). Therefore, age and mileage will receive high priority in making any funding recommendations to ADOT. It is also important that program fleets are operated in the most cost effective manner possible. Therefore, fleet “right-sizing” is highly important. Therefore, an organization’s number of vehicles and annual ridership is considered prior to making recommendations to ADOT on replacement or fleet expansion. Capital requests should be considered in the following order:

1. Re-assign vehicles whenever possible.
2. Replacement of an existing program vehicle that has exceeded its ADOT identified “useful life”.
3. New vehicle requests will be considered only when they fill regional service gaps.

SEAGO REGION COORDINATED MOBILITY FUNDING PRIORITIES (cont)

Mobility Management

Mobility management has been recognized as an essential service to our transportation providers. It is a regional goal to create partnerships with transportation providers, social service agencies, government agencies and the general public in an effort to reduce costs, to enhance travel options, and to improve safety. It is also a goal to standardize program operations, training, and policy/ procedures, so that resources can be more effectively shared and program costs can be reduced. Mobility Management requests are considered in the following order:

1. Programs/projects that have the greatest impact to the region as a whole.
2. Sub-regional programs/projects that benefit a sub-section of the region.

Program Ranking Process

All of our Region's FTA Section 5310 programs are evaluated annually regardless of their intent to apply for funding. Points are awarded for their ability to meet the regional funding priorities as identified in the table below:

SEAGO REGION 5310 FUNDING PRIORITIES		
#	Priority	Point Value
1	Projects that have a broad mission that serves both the elderly and individuals with disabilities.	25
2	Projects that go "above and beyond" ADA requirements.	20
3	Continued funding of existing programs that lack a public transportation alternative.	15
4	Continued funding of existing programs that actively participate in regional coordination activities.	10
5	New programs that address regional service gaps.	5

SEAGO REGION COORDINATED MOBILITY FUNDING PRIORITIES (cont)

SEAGO believes that programs should be rewarded for efforts to build capacity, operate safely, actively participate in coordination, and effectively administer their program. Therefore, additional bonus points are awarded for the following activities:

- Ridership Increase
- Interagency Coordination Activities
- Training Attended
- Safety Measures Implemented
- Program Expansion/Capacity Building Efforts
- Program Outreach Activities
- Program Compliance

The points awarded in this process are incorporated into the scoring of final grant applications and make up 60 percent of the application scoring. The following is our 2022/2024 Project Scoring Matrix:

SEAGO REGION 5310 FUNDING PRIORITIES BY PROGRAM										
Project	Annual Riders	SEAGO FUNDING						Bonus	Total	Rank
		1	2	3	4	5				
HOPE Inc.	30,650	25	20	15	10	5	160	235	1	
Douglas ARC	12,513	25	20	15	10	5	152	227	2	
VICaP	10,244	25	20	15	10	5	129	204	3	
Santa Cruz Training Programs Inc.	46,733	25	20	15	10	5	53	128	4	
Sr. Citizens of Patagonia	1,581	25	20	15	10	5	48	123	5	
Easter Seals/Blake Foundation	26,113	25	20	15	10	5	50	125	6	
Huachuca City	1,229	25	20	15	10	5	15	62	7	
Valley Assistance Services	129	0	0	10	5	5	23	43	8	
GCRC	22,840	0	0	0	0	0	0	0	9	
Women's Transition Program	1,269	0	0	0	0	0	0	0	10	
Pinal Hispanic Council		0	0	0	0	0	0	0	11	
Mt. Graham Safe House	550	0	0	0	0	0	0	0	12	

PROGRAMS APPLYING FOR FY25/26 (2 YR GRANT CYCLE) FTA SECTION 5310 FUNDING

The following table is a list of our Regional programs that applied and were awarded FTA Section 5310 in FY25/26:

SEAGO REGION FY 25/26 5310 APPLICANTS				
Applicant	Request Type	Federal Request	Local Match	Project Total
Douglas ARC	Capital Preventative Maintenance	\$24,000	\$6,000	\$30,000
Douglas ARC	Operating	\$10,000	\$10,000	\$20,000
Easter Seals Blake Foundation (Graham/Greenlee Transportation)	Capital Preventative Maintenance	\$10,000	\$2,500	\$12,500
Easter Seals Blake Foundation (Graham)	Operating	\$10,000	\$10,000	\$20,000
Easter Seals Blake Foundation (Greenlee)	Operating	\$3,000	\$3,000	\$6,000
Easter Seals Blake Foundation (Graham/Greenlee Community Transportation)	Capital Vehicle	\$126,929.60	\$31,732.40	\$158,662
Hope, Inc.	Capital Preventative Maintenance	\$25,925	\$6,481.25	\$32,406.25
Hope, Inc.	Operating	\$5,000	\$5,000	\$10,000
Hope, Inc.	Capital Vehicle	\$85,987.20	\$21,496.80	\$107,484
Santa Cruz Training Program	Operating	\$40,000	\$40,000	\$80,000
Santa Cruz Training Program	Capital Preventative Maintenance	\$50,000	\$12,500	\$62,500
Santa Cruz Training Program	Capital Vehicle	\$126,929.60	\$31,732.40	\$158,662
Senior Citizens of Patagonia	Operating	\$10,000	\$10,000	\$20,000
Senior Citizens of Patagonia	Capital Preventative Maintenance	\$4,000	\$1,000	\$5,000
VICaP	Preventative Maintenance	\$4,500	\$1,125	\$5,625
VICaP (Small Urban)	Operating	\$40,000	\$40,000	

5300 TRANSPORTATION PROVIDERS

This serves to identify and describe each of the agencies and organizations in Region VI that receive Federal Transportation Authority (FTA) funding through the Arizona Department of Transportation (ADOT) and/or voluntarily participates in Coordination planning. It notes in which program(s) each of the agencies participates as well as their vehicle usage, service areas, schedules and budgets.

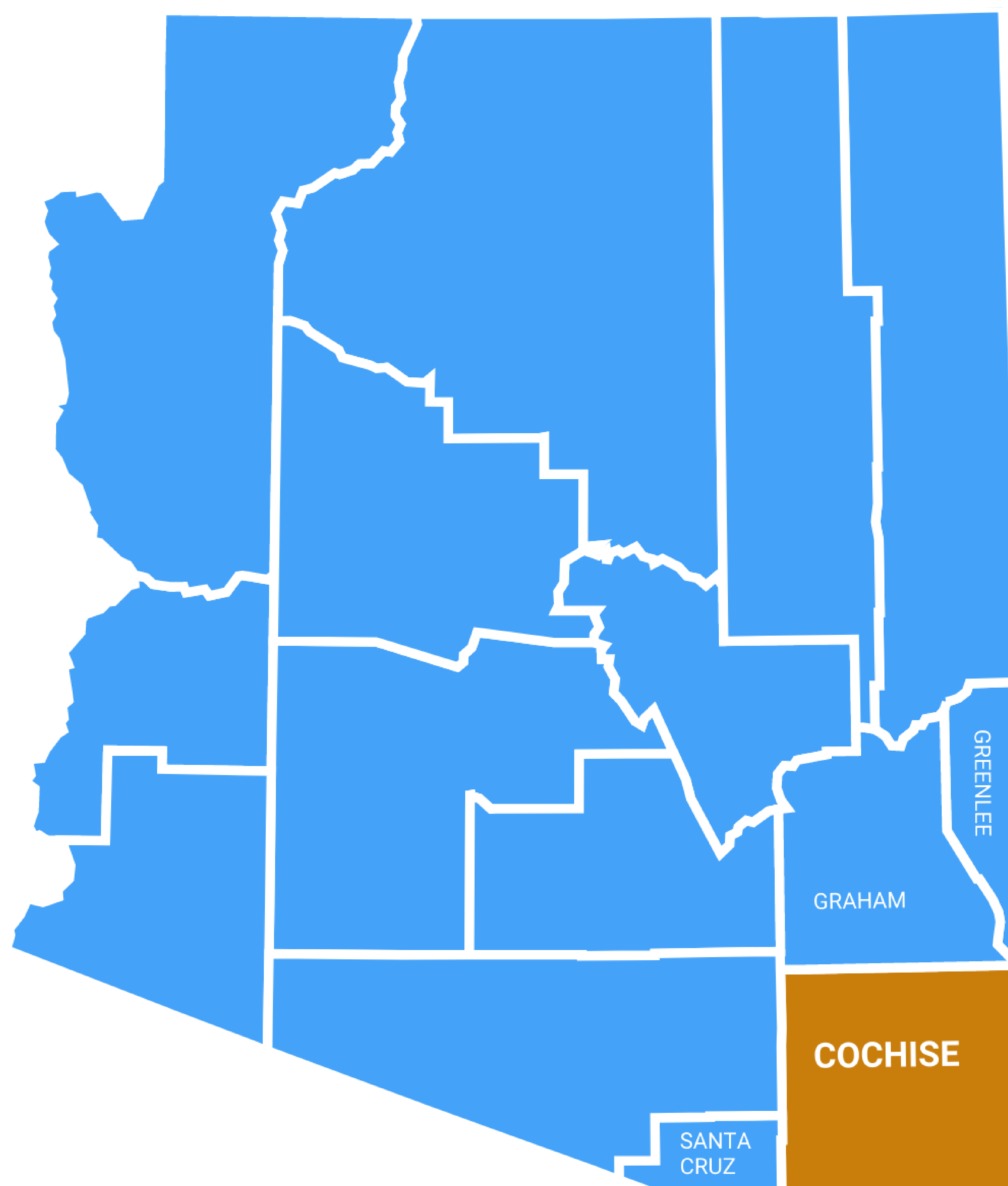
SEAGO REGION 5300 PROVIDERS		
Agency	County	Page
City of Benson	Cochise	33
City of Bisbee	Cochise	34
City of Douglas	Cochise	35
City of Sierra Vista	Cochise	36
City of Willcox	Cochise	37
Town of Huachuca City	Cochise	38
Douglas ARC (DARC)	Cochise	39
Easter Seals/Blake Foundation	Cochise/Graham/Greenlee/Santa Cruz	40
Graham County Rehabilitative Center (GCRC)	Graham	41
HOPE Inc.	Cochise/Santa Cruz	42
Nnee Bich'o Nii (San Carlos Apache	Graham/Greenlee	43
Mary's Mission	Cochise	44
Mt. Graham Safe House	Graham/Greenlee	45
Pinal Hispanic Council	Cochise/Santa Cruz	46
Santa Cruz Training Programs	Santa Cruz	47
Senior Citizens of Patagonia	Santa Cruz	48
Valley Assistance Services	Santa Cruz	49
Volunteer Interfaith Caregiver Program (VICaP)	Cochise	50
The Women's Transition Project	Cochise	51

COCHISE COUNTY FEDERAL FUNDING NEEDS ESTIMATES

Cochise County 5-Year Transit Program Cost Estimates				
Year	5310	MM	5307/5311	Total
2023	\$362,705	\$132,000	\$6,488,646	\$6,983,351
2024	\$398,976	\$164,000	\$7,137,511	\$7,700,487
2025	\$438,874	\$180,000	\$7,851,262	\$8,470,136
2026	\$482,751	\$198,000	\$8,636,388	\$9,317,139
2027	\$531,103	\$217,800	\$9,500,026	\$10,248,929
Totals	\$2,214,409	\$891,800	\$39,613,833	\$42,720,042

Cochise County

- 13 Transportation/Transit organizations participate in Transit/Transportation Coordination and apply for FTA funding.
- 4 of these applied to the 5310 program in FY 25/26 and previous years.
- 5 of these apply to the 5307/5311 program in FY 25/26 and previous years.

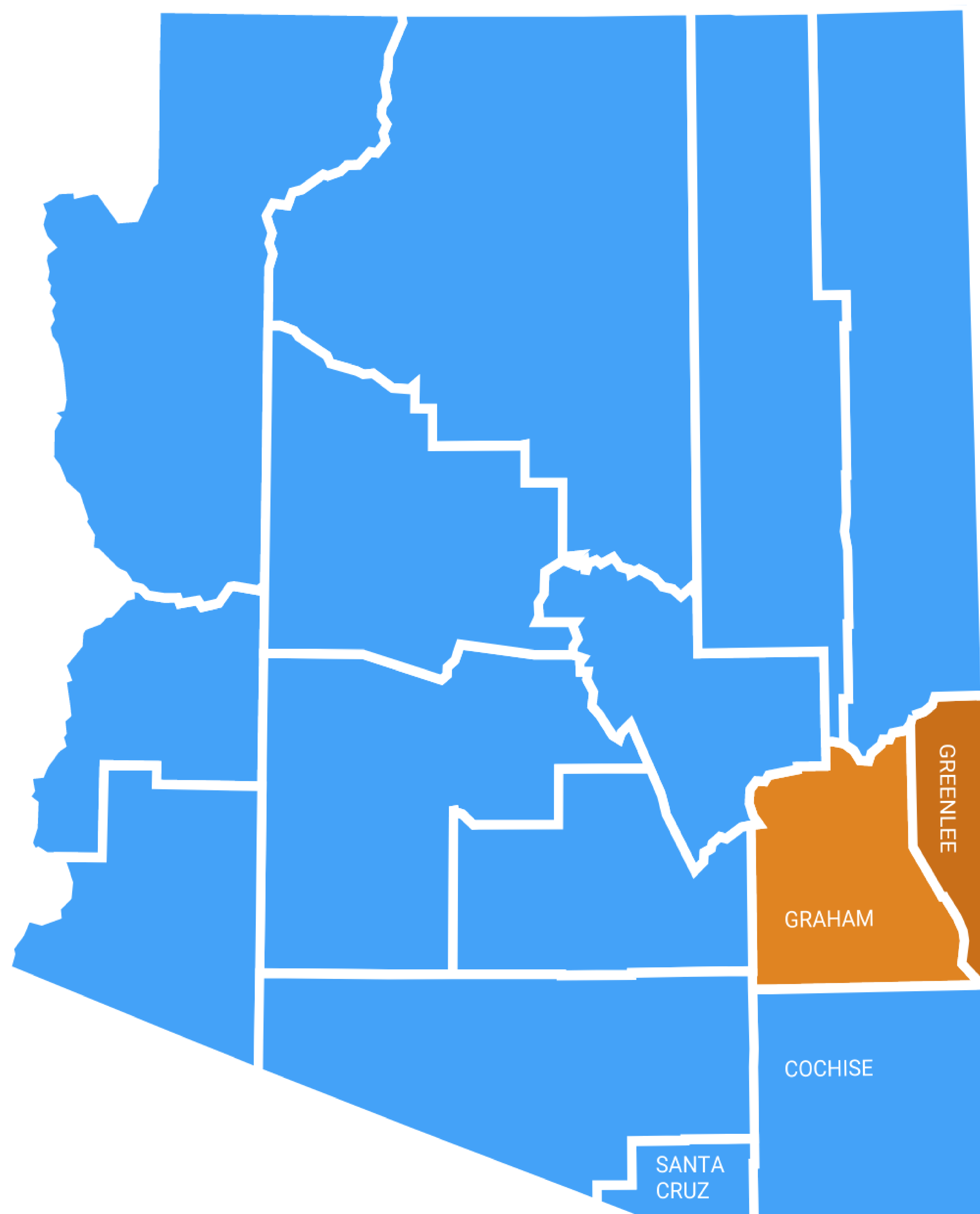


GRAHAM/GREENLEE COUNTIES FEDERAL FUNDING NEEDS ESTIMATES

Graham/Greenlee Counties 5-Year Transit Program Cost Estimates				
Year	5310	MM	5311	Total
2023	\$233,750	\$55,000	\$121,000	\$409,750
2024	\$257,125	\$60,500	\$133,100	\$450,725
2025	\$282,838	\$66,550	\$146,410	\$495,798
2026	\$310,422	\$73,205	\$161,051	\$544,678
2027	\$341,485	\$80,526	\$177,156	\$598,897
Totals	\$1,425,620	\$335,511	\$738,717	\$2,499,848

Graham and Greenlee Counties

- 4 organizations participate in Transit/Transportation Coordination and are eligible to apply for FTA 5310 funding.
- 1 of these applied to the 5310 program in FY 25/26 and previous years.
- 0 programs have applied 5311 funding in FY 25/26.

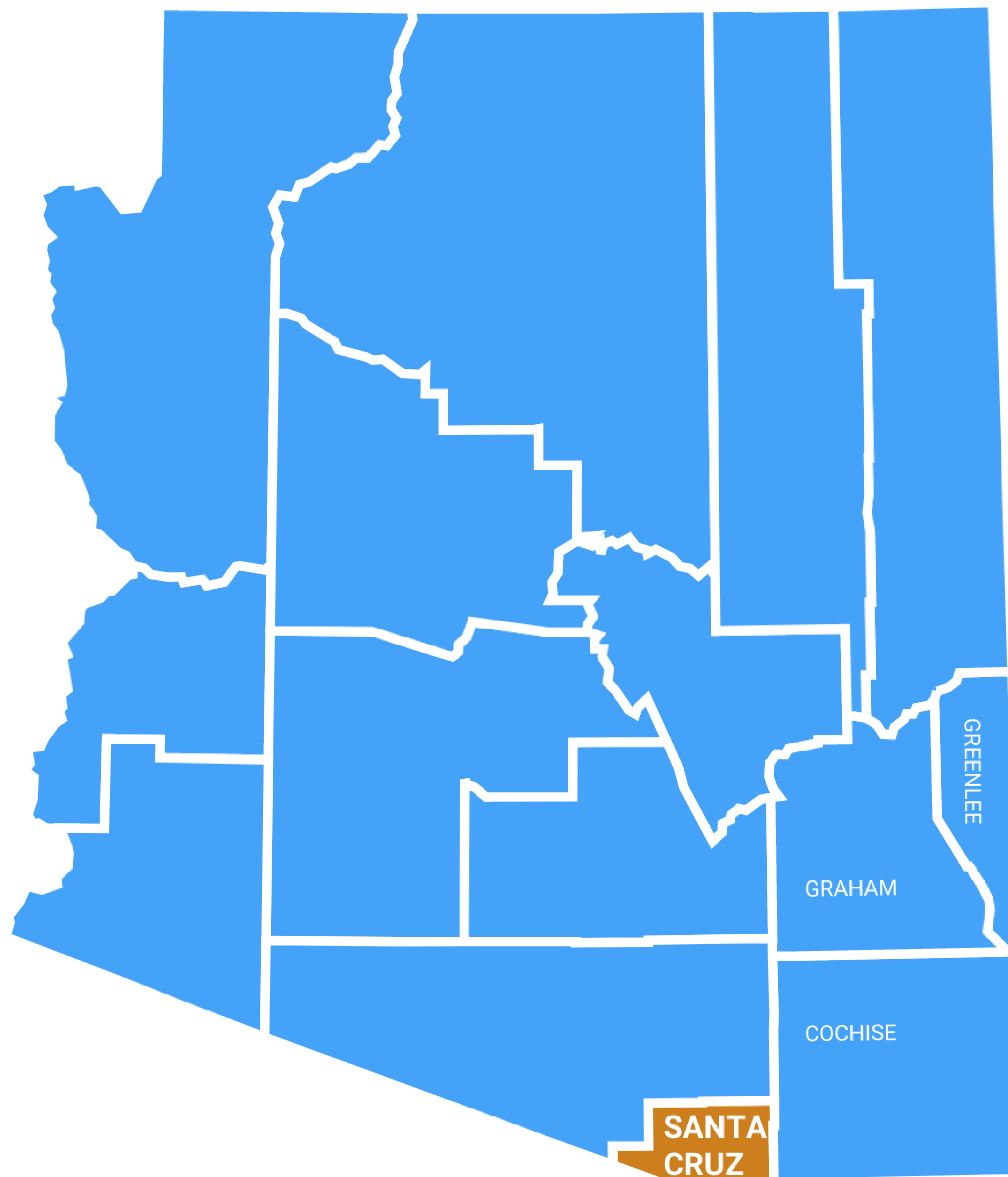


SANTA CRUZ COUNTY FEDERAL FUNDING NEEDS ESTIMATES

Santa Cruz County 5-Year Transit Program Cost Estimates			
Year	5310	MM	Total
2023	\$249,975	\$55,000	\$304,975
2024	\$274,973	\$60,500	\$335,473
2025	\$302,470	\$66,550	\$369,020
2026	\$332,717	\$73,205	\$405,922
2027	\$365,989	\$80,526	\$446,514
Totals	\$1,530,124	\$335,781	\$1,861,190

Santa Cruz County

- 5 organizations participate in Transit/Transportation Coordination and apply for FTA funding.
- 3 of these applied to the 5310 program in FY 25/26 and previous years.
- 0 programs have applied 5311 funding in FY 25/26.





ATTACHMENT A

SEAGO REGION PROVIDER PROFILES



5311



City of Benson (Benson Area Transit)

SEAGO COUNTIES SERVED

Cochise

SERVICE AREAS

Benson, J Six/Mescal, Pomerene and St. David

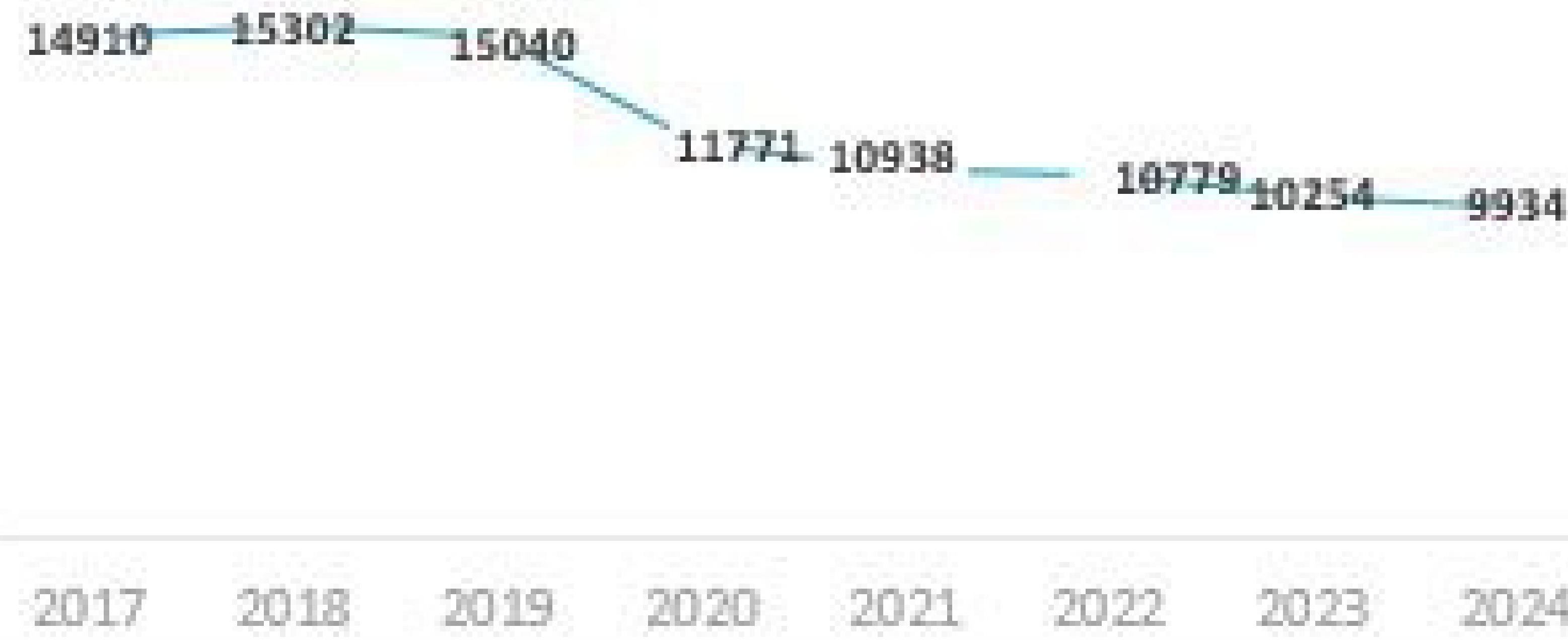
STATUS

Local Government

SERVICE DAYS/HOURS

Mon - Fri 8am - 4pm

RIDERSHIP



TRANSPORTATION FUNDING SOURCES

5311 ADOT
DAAS

PROVIDING SERVICE SINCE

2010

NUMBER OF VEHICLES

7

VEHICLES UNDER LEIN

5

SERVICE SITES

1

The City of Benson began delivering 5311 transit services in October 2010. Using the deviated fixed route, the transit program provides riders with a reliable schedule as well as a Dial-a-Ride program that serves elderly and disabled riders who do not live near the fixed route stops.

Benson Area Transit currently serves the City of Benson and surrounding areas. Our mission is to build capacity with our transit system and partners to enhance Southeastern Arizona mobility.

The City of Benson recognizes the great need for a transit system in the San Pedro Valley and it relies heavily on grant funding from ADOT and the Area Agency on Aging to operate.

The City of Benson has participated in coordination efforts identified through regional coordination meetings. We currently partner with local government and non-profit agencies to increase the utilization of their services by providing needed transportation.

The City of Benson has been awarded 2 new buses and transit software from the 5339 Grant. We anticipate receiving the Transit software within the next few months and buses next year (2025). The cost of software equipment, updates, maintenance, and monthly service plans will impact the overall transit budget. With these updates, BAT plans to enhance our services and statistical reporting. BAT would utilize additional operating funds to maintain our services to the residents of Benson and surrounding areas and to train new and existing staff in the Transportation Program. Anticipated funding requests from SEAGO are \$25,000 each year for the next two years.

Identified unmet needs:

At this time, the residents of Benson and the surrounding areas do not have transportation to doctor's appointments or points of interest outside the Benson area. Also, there are no weekend or evening hours for residents seeking transportation to/from work or social events after 4:00pm.

Contact:


Mariza Nikitas
10 West 6th St.
Benson, AZ 85602
Tel: 520.720.6323
Email: mnikitas@bensonaz.gov

https://www.bensonaz.gov/community/benson_area_transit/index.php

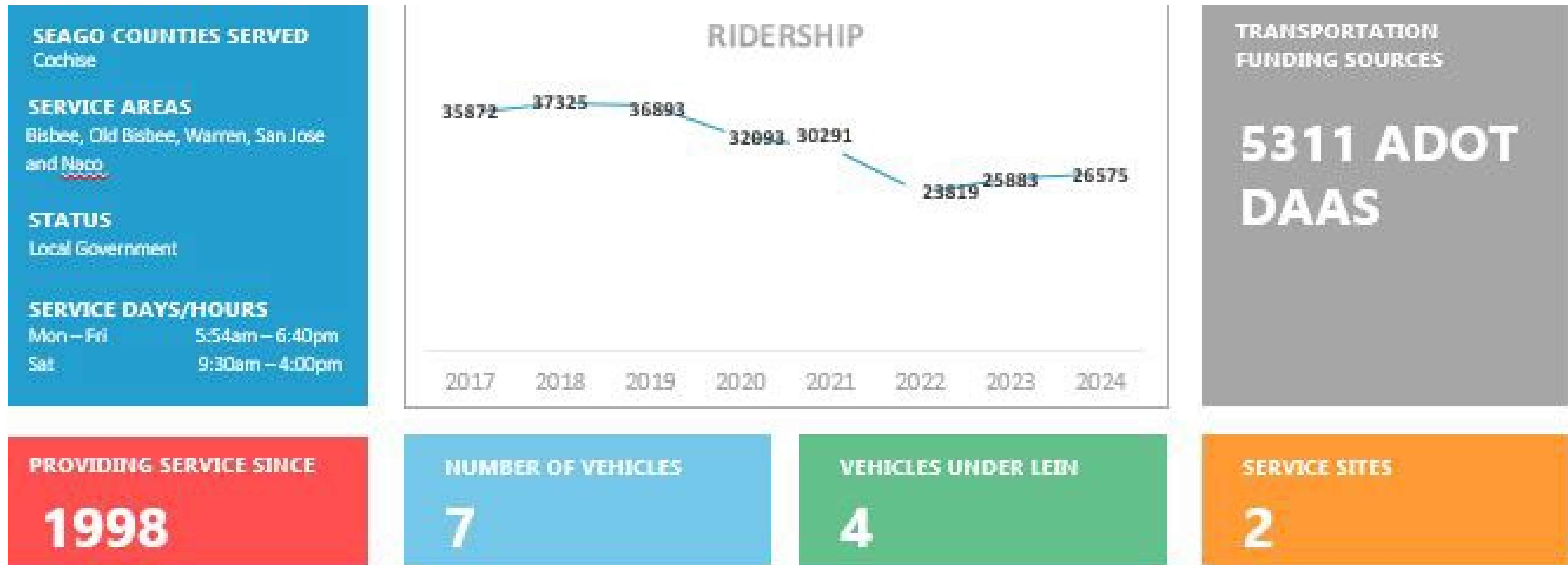


www.segomobility.org

5311



City of Bisbee (Bisbee Bus)



The Mission of the City of Bisbee Transit Program is to provide transit services that benefit the residents of the City of Bisbee and the surrounding area. Its mission includes providing safe reliable and affordable transportation service which is cost-effective, reduces energy consumption and contributes to the culture and economic betterment of the residents of Bisbee and the surrounding area.

The Bisbee Bus Program is a deviated, flex-route transit program serving the community of Bisbee with connecting service to Naco, AZ and the Cochise Connections Route. It operates six days a week. Riders can request deviations from the route with a one-day notice and be picked up and dropped off if the location is within one mile of the route.

The City of Bisbee has contracted with Douglas Rides to run the day to day operations of the Bisbee Transit Program. The program uses 5311 funds for its deviated flex route service. Additional support to elderly riders and the disabled is received from SEAGO Area Agency on Aging.

Bisbee Bus staff meets quarterly with the regional Transportation Advisory Councils (TAC), including the City of Douglas TAC, City of Sierra Vista TAC, City of Wilcox, City of Benson, and the TAC Transit/Transportation Coordination group.

Identified unmet needs include operating funds to continue the existing transit program that serves elderly and disabled riders with reduced cost passes for service between Naco and Bisbee. Capital funds are being sought in 2022 - 2024 for Preventative Maintenance and Contract with Douglas.

Contact:

Matthew Gurney
76 Erie St.
Bisbee, AZ 85603
Tel: 520.432.6004

<https://bisbeeaz.gov/2331/Bisbee-Bus-Program>



www.segomobility.org

5311

City of Douglas (Douglas Rides/Cochise Connection)



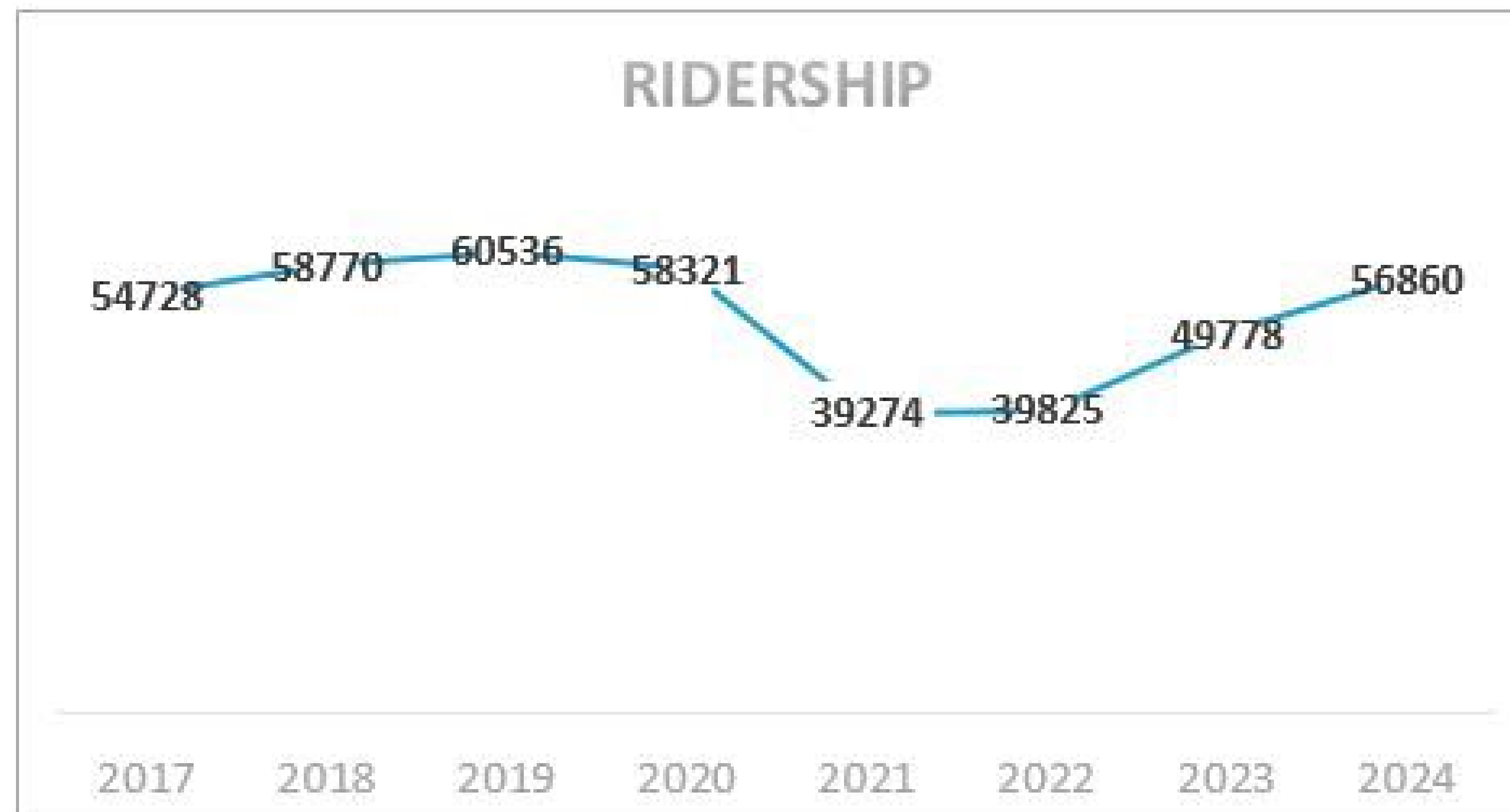
SEAGO COUNTIES SERVED
Cochise

SERVICE AREAS
Douglas, Bay Acres, Pirtleville, Elfrida, Cochise College, Bisbee and Sierra Vista

STATUS
Local Government

SERVICE DAYS/HOURS

Mon – Sat	8am – 5pm
Cochise College/Bisbee	
Mon – Thu	6:30am – 5:30pm
Cochise Connection	
Mon - Fri	6:08am – 5:44pm
Sat	8am – 4:04pm



TRANSPORTATION FUNDING SOURCES

- 5311 ADOT DAAS
- Cochise College
- Freeport
- Cochise County
- Legacy Foundation

PROVIDING SERVICE SINCE

2007

NUMBER OF VEHICLES

13

VEHICLES UNDER LEIN

8

SERVICE SITES

1

Douglas Rides is a deviated fixed route transit service in the City of Douglas. With service open to the general public, Douglas Rides operates 7 routes with 50+ stops throughout the City.

In addition to general public transportation, Douglas Rides provides the following services:

- An intercity bus service branded as the Cochise Connection providing a connection from Douglas to Bisbee, Palominas, Nicksville and Sierra Vista
- Contracts with Southeastern Arizona Government Organization (SEAGO Area Agency on Aging) to provide transportation to the elderly and the disabled in the following communities: Douglas, Pirtleville, Bay Acres, Elfrida, Bisbee & Sierra Vista.
- In the City of Douglas, Dial-A-Ride service is provided by the Douglas Rides program, and requires a 24 hour advance notice.
- Service to Elfrida is provided one day a week, every other week. Elderly and disabled clients are brought to Douglas for grocery shopping, nutrition services, and medical appointments.
- The Cochise Connection Route now includes transportation to elderly and disabled program
- Through an agreement with Cochise College, student transportation is provided 4 days a week along with an inter-city connection to the City of Bisbee.

Identified unmet needs include:

- Operating, capital and Planning funds to meet the growth expectations of the existing transit program
- Planning funds for system expansion study to develop options serving the Western expansion area of the City of Douglas
- It is imperative that ongoing training is provided to ensure that drivers and administrative staff are knowledgeable and up to date on training requirements.
- Update existing fleet that will replace those with excessive mileage and worn out lift systems

The City of Douglas is an active participant in the Coordination efforts by regularly participating in the Cochise County Coordination meetings.

Contact:

Ana Urquijo, City Manager
345 E. 16th St.
Douglas, AZ 85607

Perri Gojkovich
Tel: 520.417.7400
Email: perri.gojkovich@douglasaz.gov

<https://www.douglasaz.gov/283/Public-Transportation>



www.segomobility.org

5307



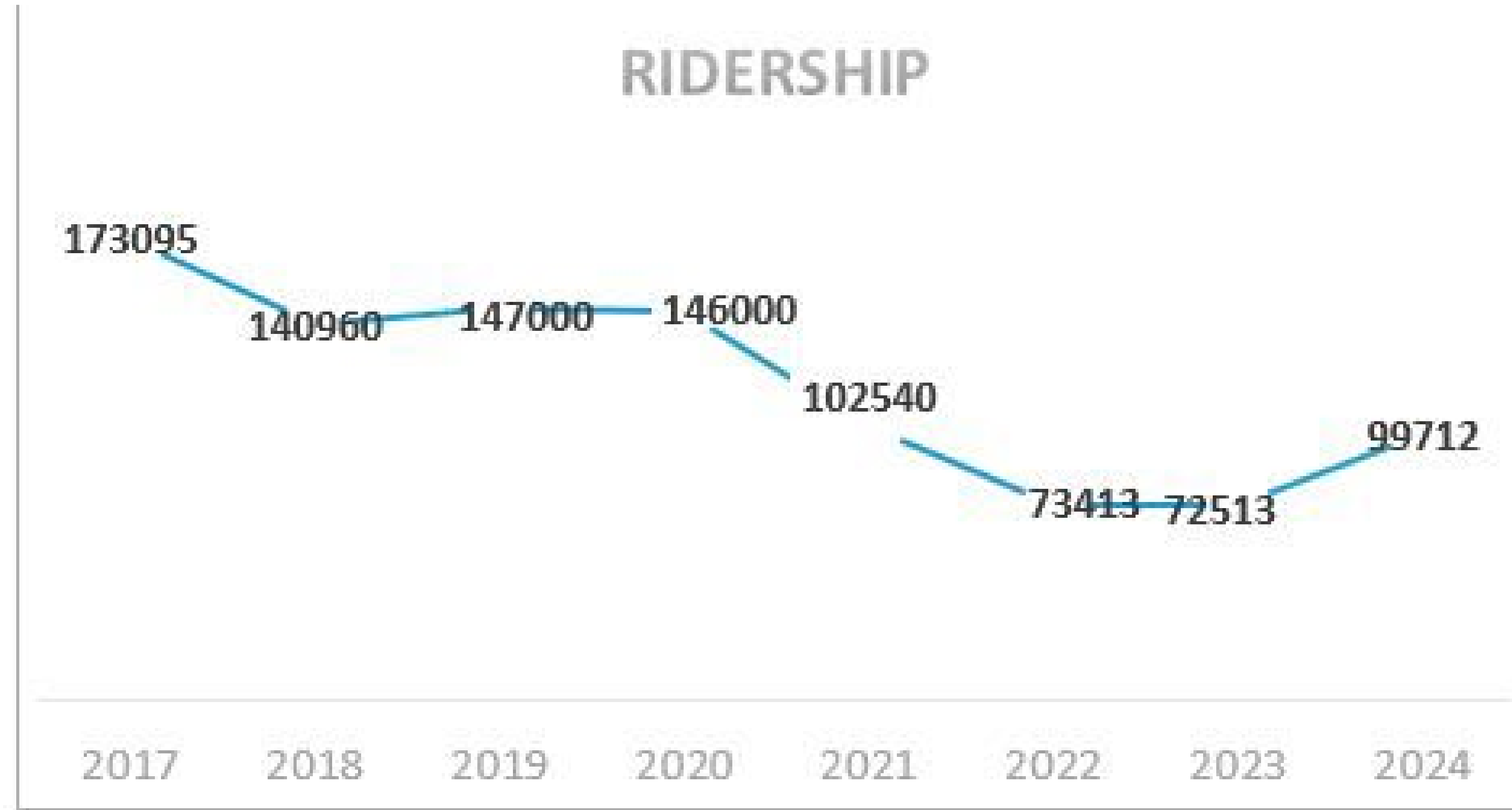
City of Sierra Vista (Vista Transit)

SEAGO COUNTIES SERVED
Cochise

SERVICE AREAS
Sierra Vista and Ft. Huachuca

STATUS
Local Government

SERVICE DAYS/HOURS
Mon – Fri 7am – 5pm



TRANSPORTATION FUNDING SOURCES

5307 FTA
City GF

PROVIDING SERVICE SINCE

1954

NUMBER OF VEHICLES

16

VEHICLES UNDER LEIN

12

SERVICE SITES

1

The goal of Vista Transit is to provide safe, efficient and reliable transportation service to the residents of Sierra Vista.

Located in Cochise County, Sierra Vista is the area’s largest City and is adjacent to Fort Huachuca Army Post. Designated as an urbanized area in 2014 with a continuous population of over 50,000, the City of Sierra Vista/Vista Transit receives operating and capital funding assistance from the Federal Transit Administration’s Section 5307 program. Local matching funds are provided from the City’s General Fund.

Vista Transit operates three fixed routes during the week, as well as paratransit services for passengers with disabilities. An eligibility evaluation and advanced reservations are required for paratransit service. There is no Saturday or Sunday service available at this time. All routes operate hourly from 7:00 am to 9:00 am, and hourly from 3:00 pm to 5:00 pm, Monday through Friday. All routes operate every 30 minutes from 9:00 am to 3:00 pm, Monday through Friday. The Gray route operates every 30 minutes starting at 7:30am to 5:00pm. All routes converge at the central transit center to accommodate passenger transfers between routes. Updated route and timetable information is available on the City of Sierra Vista website, and in person at the Vista Transit Center.

The Cochise Connection service also meets at the Vista Transit Center providing connections to Bisbee and Douglas. Greyhound discontinued their operations to Sierra Vista in January, 2021

The City of Sierra Vista is a participant in the monthly Cochise County Coordination meetings, and provides intergovernmental agreements to cities and organizations that wish to utilize their maintenance and repair facilities.

Contact:
Andrea Castanon, Transit Administrator – Public Works
2050 E. Wilcox Dr.
Sierra Vista, AZ 85635
Tel: 520.417.4888


<https://www.sierravistaaz.gov/our-city/bus-service>



www.seagomobility.org

5311

City of Willcox

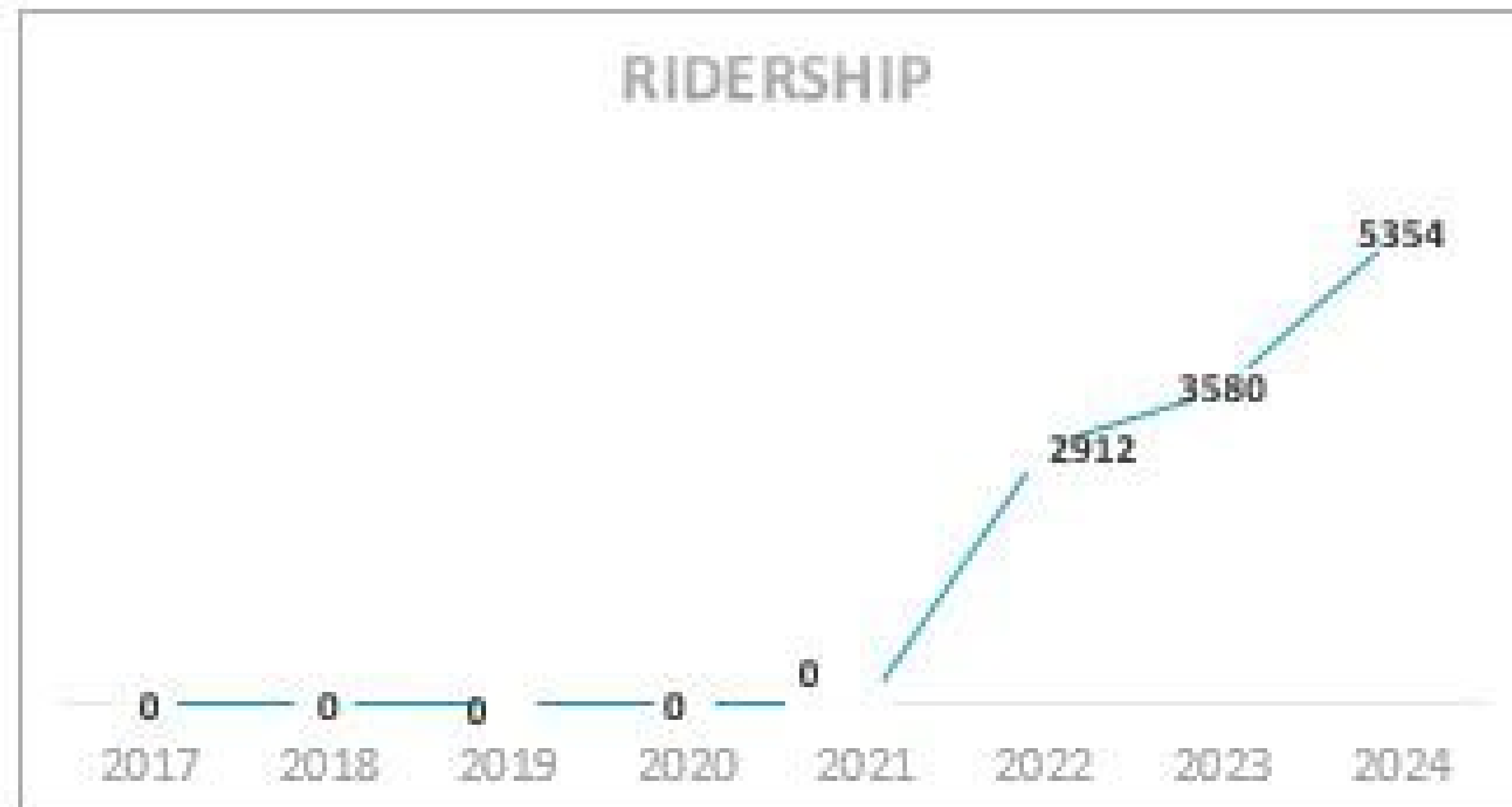


SEAGO COUNTIES SERVED
Cochise

SERVICE AREAS
Willcox, Winchester Heights, Pearce/
Sunsites, Kansas Settlement, Bowie and
San Simon

STATUS
Local Government

SERVICE DAYS/HOURS
Five-day-a-week/1 Business Day Notice
Dial-A-Ride/Demand Response Service
Willcox/Mon.-Fri. 8:00 am-4:00pm
Bowie/San Simon Wed. & Fri.
Pearce/Sunsites Tues. & Thurs



TRANSPORTATION FUNDING SOURCES

5311 ADOT DAAS

PROVIDING SERVICE SINCE

2021

NUMBER OF VEHICLES

1

VEHICLES UNDER LEIN

1

SERVICE SITES

1

The City of Willcox 5311 dial-a-ride transit service is open to the general public of Willcox and its outlying areas as well as connecting to the City of Benson’s transit program. Outlying areas of Willcox include the unincorporated areas of Sunsites/Pearce, Bowie, San Simon, Kansas Settlement and Winchester Heights. The service to residents provides for health and human services as well as shopping, education and recreation.

The mission of the Willcox Transit program is to empower the area’s general public to expand their opportunities for education and work and improve their quality of life by providing reliable, accessible, and affordable transit services.

The City of Willcox Transit relies heavily upon a 5311 grant through ADOT to support its operations along with SEAGO Area Agency on Aging partnership. The City was awarded it’s 5311 grant funding for the fiscal year of 2024-2025 in May 2024.

The City of Willcox participates in coordination efforts through regional coordination meetings, training, additional resources, and operational strategies through existing transportation providers in the area.

Identified Unmet Needs Include:

- An additional vehicle to expand the program
- Bus barn to protect the vehicle assets
- Ride tracking software

Contact:

Caleb Blaschke, City Manager
101 S. Railroad Ave., Ste B
Willcox, AZ 85643

Angel Lauve
Email: alauve@willcox.az.gov

<https://willcox.az.gov/departments/transit>



www.segomobility.org

5310



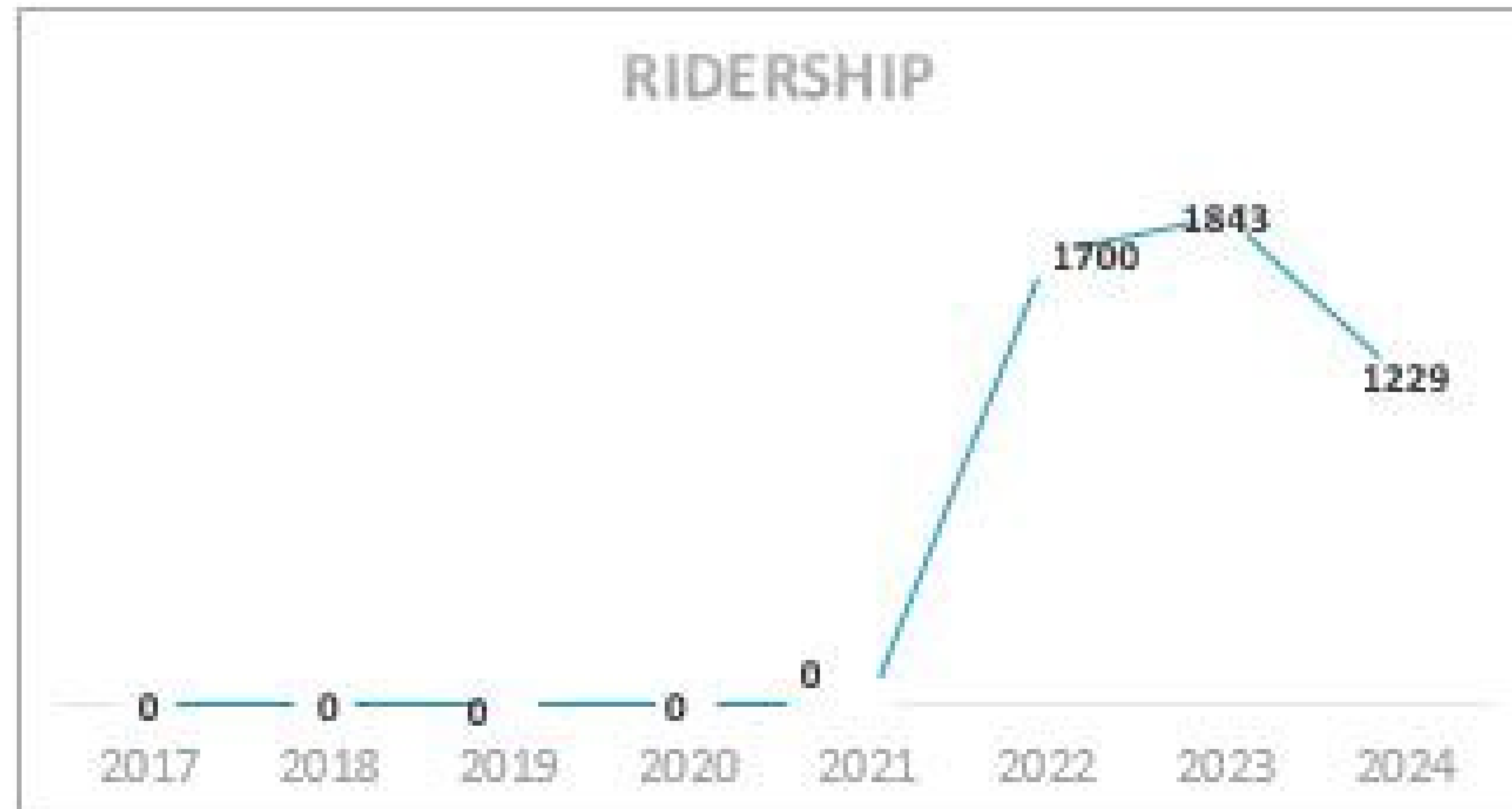
Town of Huachuca City

SEAGO COUNTIES SERVED
Cochise

SERVICE AREAS
Huachuca City with service to Sierra Vista

STATUS
Local Government

SERVICE DAYS/HOURS
Tue – Thu 9:00am – 4:30pm



TRANSPORTATION FUNDING SOURCES

General Funding

PROVIDING SERVICE SINCE

2004

NUMBER OF VEHICLES

3

VEHICLES UNDER LEIN

1

SERVICE SITES

1

With a population of just around 1,600, Huachuca City is located approximately 10 miles from Sierra Vista and Ft. Huachuca. Over 51% of the city’s residents are elderly and/ or disabled individuals who have no means of transportation other than what is provided by The Town of Huachuca City.

While transportation services are provided primarily to the elderly and disabled, low income residents are invited to use the service as well. The program provides regular trips to Sierra Vista for grocery and general shopping, medical appointments, and connections to the Vista Transit program. The program also transports riders to the City Senior Center for daily meals and activities.

Drivers are paid transit staff and administrative and operations staff often hold other job titles within the city. Huachuca City staff regularly participates in the quarterly Cochise County Coordination meeting. Staff attends all 5311 TAC meeting in Cochise County.

Currently using Town General Fund for vehicle acquisition to support operations above and beyond the ADA requirements, the Huachuca City transportation program is a much-utilized program with significant growth potential.

Currently Huachuca City is also providing service to Fort Huachuca with transporting student soldiers around the installation for medical appointments, out processing, classes, as well as to the dining facility.

Identified unmet needs include:

- Increase service area to include the neighboring community of Whetstone.
- Operational funds
- Vehicle to replace (2003) high mileage vehicle.
- 14 passenger vehicles for service area increase.

Contact:

Gerald Hursh
500 N. Gonzales Blvd.
Huachuca City, AZ 85616

Tel: 520.456.1354
Email: gdhursh@huachucacityaz.gov



www.segomobility.org

5310



Douglas ARC (DARC)

SEAGO COUNTIES SERVED
Cochise

SERVICE AREAS
Douglas, Bisbee, Double Adobe, McNeal and Elfrida

STATUS
Private Non-Profit 501(c)(3)

SERVICE DAYS/HOURS
24x7x365 for Agency Clients



TRANSPORTATION FUNDING SOURCES

5310 ADOT
DDD

PROVIDING SERVICE SINCE

1958

NUMBER OF VEHICLES

24

VEHICLES UNDER LEIN

15

SERVICE SITES

1

Located in Douglas, a rural community located in southeastern Cochise County, Douglas ARC has been serving the community for the past 60 years. Douglas ARC’s mission is to support and involve citizens with developmental disabilities in the community. With a variety of programs, participants are guided in their efforts to learn, work, and live without undue restrictions while maintaining their safety and dignity.

With a highly trained staff, participants are guided in daily living activities. Douglas ARC has woven its transportation services into a trans-disciplinary approach with its clients. Using 5310 funds to purchase vehicles, Douglas ARC is able to provide a wide variety of services to consumers. Transportation is provided to appointments, medical care, shopping, and recreational outings.

In addition, a vocational program allows consumers to participate in meaningful employment opportunities. Staff transport participants to and from workplaces using trucks purchased from the past 5316 grant program.

Douglas ARC participates regularly in Transit/Transportation Coordination meetings. Jointly we are able to address transportation gaps and creative means of cost reduction. We are also able to consolidate our training programs, vehicle maintenance and repair. We also work closely with local transit providers when our services can complement other agency services.

Douglas Arc has identified needs for the next two years. In year one we are requesting Operating funds of \$35,000, Preventive Maintenance funds of \$50,000.

In year two we have a need for Operating funds of \$35,000, and Preventive Maintenance funds of \$50,000

Contact:

John Vaughn or Carl Moldrem
PO Box 252
Douglas, AZ 85608
Tel: 520.364.7473
Email: dvtc1983@outlook.com



www.segomobility.org

5310



Easter Seals Blake Foundation (ESBF)

SEAGO COUNTIES SERVED

Graham, Greenlee, Santa Cruz and Cochise

SERVICE AREAS

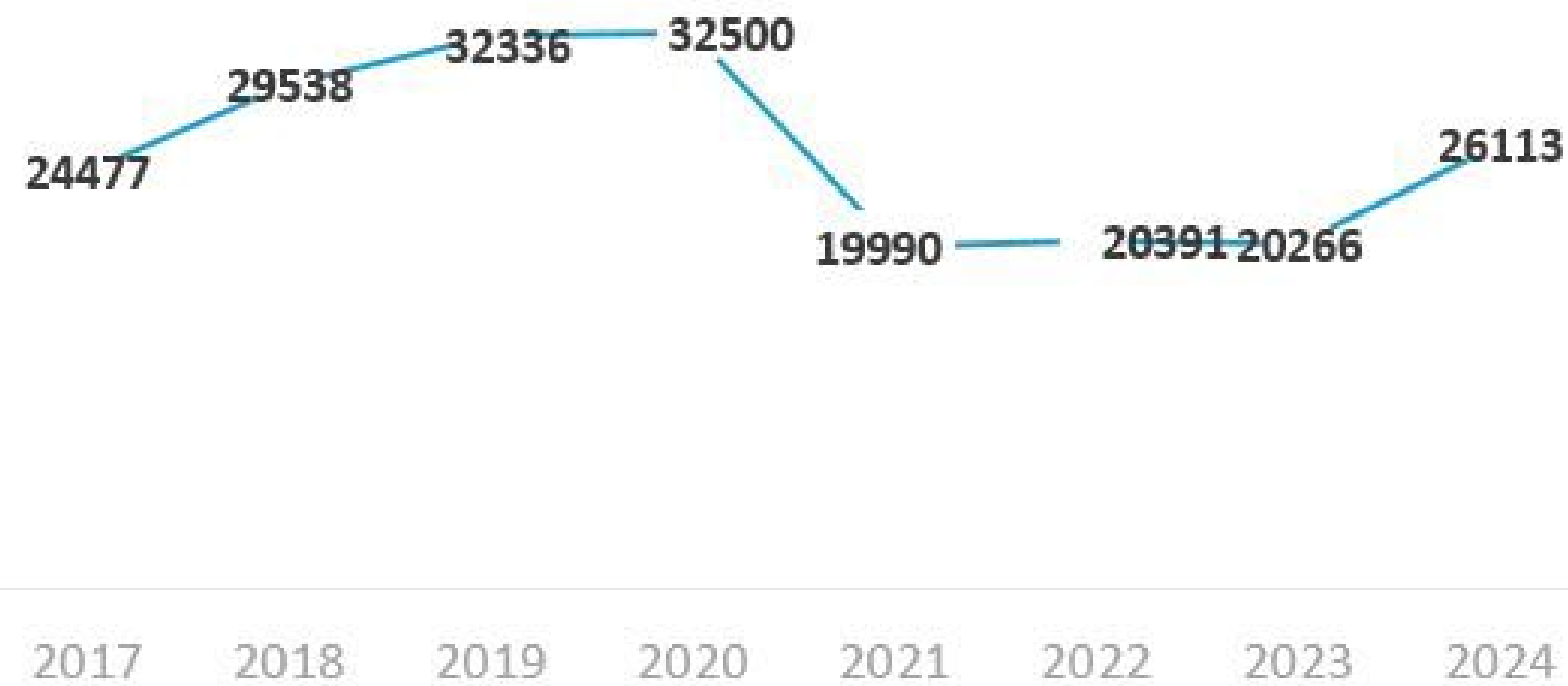
STATUS

Private Non-Profit 501(c)(3)

SERVICE DAYS/HOURS

24x7x365

RIDERSHIP



TRANSPORTATION FUNDING SOURCES

5310 ADOT DAAS

PROVIDING SERVICE SINCE

1980

NUMBER OF VEHICLES

16

VEHICLES UNDER LEIN

13

SERVICE SITES

9

Easterseals Blake Foundation is a 501 (c) (3) that provides Employment opportunities, community day programs, residential services, transportation and behavioral health services throughout Southern Arizona. BF's mission is to enable each individual served to discover and meet his/her maximum potential for independence, productive living and developmental growth. EBF has a history of providing innovative community services which enrich the lives of individuals we support.

EBF provides transportation that goes above and beyond ADA requirements and is based on the need of each individual. This transportation provides access to each individual's community in a safe and appropriate manner. We provide transportation management solutions that deliver the highest levels of quality and satisfaction to our consumers and partners, while making a continued effort to identify and address regional service gaps.

Due to the absence of cost-effective transportation providers, EBF works with SEAGO and with local transportation providers to build a network of transportation to outlying areas. EBF was at the forefront in developing a Mutual Aid Agreement with Graham/Greenlee Transit Coordination Team and has assisted in the development of several Memorandums of Understanding to provide back-up transportation. EBF has participated in the Rural Transportation Incubator grant to endeavor to build up ridership for older low-income adults throughout Greenlee County.

EBF attends all Area Transit Coordination meetings in the SEAGO area, works closely with the SEAGO regional Mobility Manager and coordinates with the other 5310 transportation providers in the region. EBF is endeavoring to use our ADOT vans to the full and maintain them in good working condition as long as it is feasible.

UNMET NEEDS:

- Capital funds to request replacing 1 cutaway van with lift, and 1 maxivan.
- Capital funds for preventative maintenance for all of our fleet vehicles in the SEAGO area in order to maintain them in good condition.
- Operating Funds to assist in covering fuel, insurance and the rising cost of staff wages. We are requesting funds in order to continue providing a high level of service. SEAGO/AAA operating funds along with ADOT funding have enabled us to continue to grow the Community Transportation Program in the Rural Graham/Greenlee area and fill the gap in transportation services for seniors in Safford, Morenci, Duncan, Clifton, Thatcher, Pima and the unincorporated areas of Graham and Greenlee counties. With this program individuals are able to access essential services.

Contact:

Mandy Hendricks
527 Main St.
Safford, AZ 85547

Cell: 520.349.5771
Email: mhendricks@blake.easterseals.com

<https://www.easterseals.com/blakefoundation/>

5310



Graham County Rehabilitation Center (GCRC)

SEAGO COUNTIES SERVED
Graham, Greenlee and Cochise

SERVICE AREAS
Safford, Willcox

STATUS
Private Non-Profit 501(c)(3)

SERVICE DAYS/HOURS
24x7



TRANSPORTATION FUNDING SOURCES

DDD

PROVIDING SERVICE SINCE

1968

NUMBER OF VEHICLES

15

VEHICLES UNDER LEIN

4

SERVICE SITES

4

Graham County Rehabilitation Center (GCRC) promotes the welfare of individuals with developmental disabilities and/or physical limitations by supporting and teaching each individual so that they may have the opportunity to reach his/her full potential according to each one's unique abilities; that each person might be an integral part of home, family, and community, thereby giving purpose, meaning, and dignity to their life. GCRC, a nonprofit organization, has served individuals with developmental disabilities and/or physical limitations in rural Graham County since 1968. Individuals age 5 to seniors receive support in a variety of programs: Individual Designed Living Arrangements (IDLA) where they learn life skills and are transported to/from the grocery store, doctor, etc.; Adult and Children Day Programs and two supportive work sites where with the help of a job coach they learn job skills to secure local employment while earning a paycheck.

Transportation to GCRC's various programs are 'on demand' as each schedule is based on the needs of the individual and their families. Since there is no public transportation in Graham County, GCRC collaborates with other programs to provide transportation to social and community events for any individual with developmental disabilities and/or physical limitations. GCRC's fleet is also part of the Graham County Disaster and Pandemic plan.

GCRC programs are expanding capacity and the "on demand" transportation needs are increasing as a result of serving more individuals who need to get to and from work, from school to youth programs, employment and life skills learning opportunities, trips to grocery stores or doctor's appointments, etc.

Unmet transportation needs for GCRC include:

- Aging fleet = 15 out of 15 vehicles are over 5 years old
- Replace 4 vehicles (oldest and highest mileage)
- 2008 Chevy Uplander 223,520 miles
- 2012 Ford Econoline 215,000
- 2000 Ford Econoline 191,000
- 2007 Chrysler Town and County Wheelchair van 260,000
- Additional operating funds because of higher fuel costs
- An increase in trips provided due to program expansion to include youth with developmental disabilities and higher participation in social events like Special Olympics

GCRC's HR Officer participates in the Graham/Greenlee Transportation Coordination bi-monthly meetings. GCRC has a written 'Back-Up Plan' MEMORIAM of UNDERSTANDING with agencies providing transportation trips in Graham County who are part of the coordination team. GCRC drivers are trained in PASS, CPR, First Aid, Defensive Driving, Behavior Management, giving medication, seizures, lifting and carrying, and in emergency procedures while transporting individuals in vehicles. GCRC has a PASS trainer on staff. At the present time GCRC staff drivers are also job coaches and/or support staff.

Contact:
Lane Hegel
54 W. Main St.
Safford, AZ 85548

Tel: 928.428.7968 or 928.965.9434
Email: admin@gcrsafford.org
<https://www.gcrsafford.org/>



www.segomobility.org

5310

HOPE, Inc.



SEAGO COUNTIES SERVED

Cochise and Santa Cruz

SERVICE AREAS

Benson, Douglas, Patagonia, Rio Rico, Sierra Vista, and Nogales

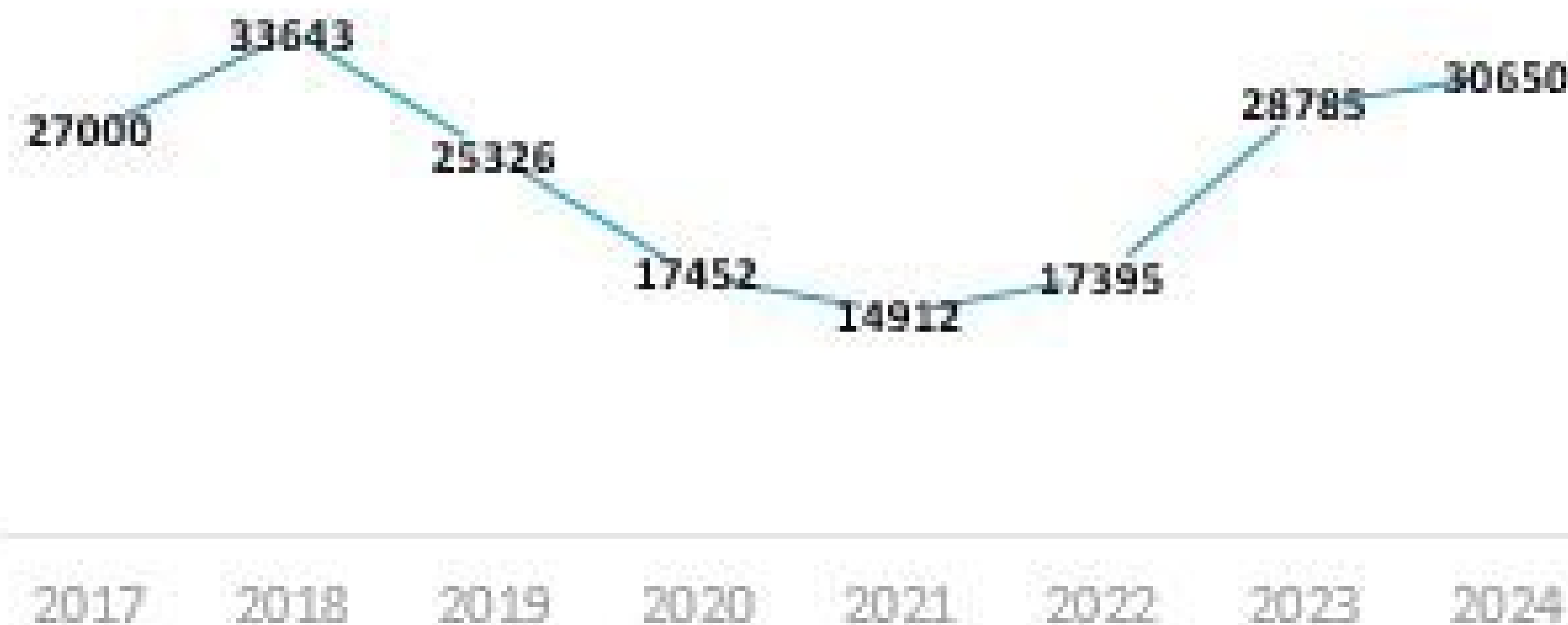
STATUS

Private Non-Profit 501(c)(3)

SERVICE DAYS/HOURS

Mon – Fri Sat – 4pm

RIDERSHIP



TRANSPORTATION FUNDING SOURCES

5310 ADOT

PROVIDING SERVICE SINCE

1980

NUMBER OF VEHICLES

16

VEHICLES UNDER LEIN

9

SERVICE SITES

3

HOPE Inc. is a non-profit 501 (C) 3 organization that serves seniors and adults with mental health disabilities; including members with co-occurring developmental, physical or substance abuse related disabilities. HOPE Inc. programs include Community Outreach, Re-entry, Employment Services, Navigator & Peer Support, Counseling/Therapy, and Intakes in the regions we serve. HOPE is currently in the PAG, SEAGO/SVMPO, MAG, YMPO, NACOG and CYMPO regions. Our programs serve individuals enrolled in the Arizona public behavioral health system of care ACC Plans (Arizona Complete Health, Banner Health/UAHP), Care First and ALTCS – enrolled members (Banner Health/UAHP, UFC_ACC, UNHC_ACC). Services are provided through HOPE Inc. on a 1:1 basis or within groups led by certified peer specialists and counselors. Programs provide members with opportunities to enhance their mental health and wellness, achieve goals for personal growth and increase their ability to live as independently as possible in the community. Services include counseling, peer support, health groups, life skills, pre-vocational training, job coaching and transportation assistance to medical appointments, food resources, relieve isolation and to support members needs while they strive to enrich their lives. HOPE Inc. provides Reentry support and services in the seven regions we serve through coordination with Drug Court/Probation, Mental Health Care Court, Care Court, and Opioid addiction programs.

HOPE Inc. staff work in close collaboration with other local agencies to ensure transportation and other needs of our members are met. The staff participates in bi-monthly regional coordination meetings. All staff providing transportation services are required to complete driver training, CPR and First Aid training. They have also received training in psycho-social rehabilitation and peer support.

An Opioid Outreach program for individuals who are either un-insured or under-insured and living with an Opioid Use Disorder (OUD). Individuals identified are provided transportation and assistance in accessing Medically Assisted Treatment (MAT) services. The Community Re-Entry Team provides diversion and re-entry services for individuals being released from incarceration and those who are identified as being eligible or in need of behavioral health services. Staff provide peer support, transportation and assist with completing applications for AHCCCS.

Individuals identified are provided transportation and assistance in accessing Medically Assisted Treatment (MAT) services. The Community Re-Entry Team provides diversion and re-entry services for individuals being released from incarceration and those who are identified as being eligible or in need of behavioral health services. Staff provide peer support, transportation and assist with completing applications for AHCCCS. The Peer After Care Team (PACT) provides peer services for individuals coming out of a crisis or hospital setting and works with these individuals for up to 45 days, providing in-home and community-based services. The Warm Line is an over the phone support line available to all residents of Southern Arizona. Staff provide peer support and resources to individuals over the phone.

Members can engage in therapeutic, recovery services and employment services from:

- 8 AM -4 PM Monday through Friday
- 9 AM – 2 PM Saturday (Pima and Yuma counties)

HOPE’s unmet needs in the SEAGO region include: Requesting maintenance funds for vehicle repairs and maintenance as well as operating funds to support additional drivers and the coordinator to help facilitate the fleets regular maintenance, documentation, and reporting requirements. The need for services is increasing quickly and there is a need for more vehicles as the census increases post-COVID. The support of capital, preventive maintenance, and operational funding to meet the subsequent increase in trips, mileage, fuel and increased overall costs is important to HOPE’s on-going mission to serve those in need.

Contact:

Steven Nath
1200 N. Country Club Rd.
Tucson, AZ 85716
Email: Stevenath@hopearizona.org<https://hopearizona.org/>
Mobile: 520.559.1268

Irma Llamas
Tel: 520.770.1197
Mobile: 520.256.7822
Email: Irmallamas@hopearizona.org



www.seagomobility.org

5311

Nnee Bich'o Nii Transit San Carlos Apache Tribe



SEAGO COUNTIES SERVED

Graham

SERVICE AREAS

Safford, Bylas, Fl. Thomas, Peridot,
Pima and Thatcher

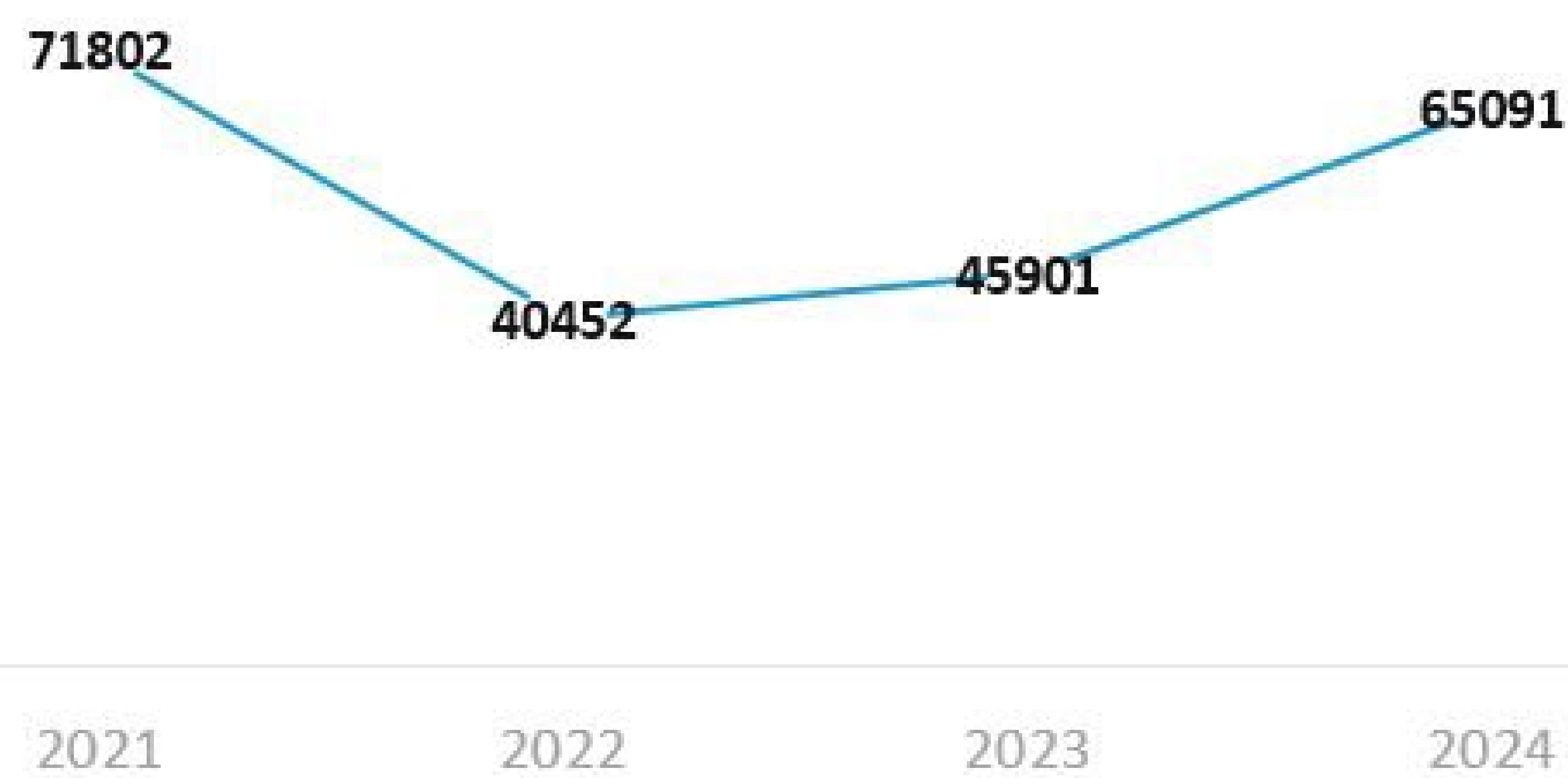
STATUS

Local Government

SERVICE DAYS/HOURS

Mon-Fri 6:30am – 7:50pm
Mon-Sun available 24/7 for Casino
employees

RIDERSHIP



TRANSPORTATION FUNDING SOURCES

5311 FTA TTP
5311 ADOT

PROVIDING SERVICE SINCE

2005

NUMBER OF VEHICLES

19

VEHICLES UNDER LEIN

4

SERVICE SITES

1

San Carlos Apache Nnee Bich'o Nii Services operates ten scheduled routes with an increased variety of fixed route, commuter routes, contract services, and intercity and intercity feeder routes. We provide fixed route services with deviation for all community members.

Currently Nee Bich'o Nii provides reliable and timely services for individuals who are working, attending school, doctor's visit, shopping, attending activities for entertainment or any other activities that support individuals or families. Transit services are used to modernize and expand transit bus services specifically for the purpose of connecting disadvantaged low-income individuals, veterans, seniors, youth and others who are transit-disadvantaged to the local workforce training, employment opportunities, health care, and other vital services.

We are currently coordinating with White Mountain Apache Tribe in order for families to reunite and employment opportunities. We are also working closely with Cobra Mountain Transit to provide services from Globe to Miami. We are currently in the planning stages of building a new transit maintenance facility. We are also working with South Eastern Arizona Governments Organization (SEAGO) to implement a fixed-route bus service in Safford. This will allow us to provide public transportation to the Safford area for medical appointments, shopping and recreational activities.

Unmet needs identified:

- FY2024-Expand the Safford Circular Route coordination of their elderly/disabled population. Estimated completion of Spring 2027
- FY2027-Oro Valley Connector route to Tucson.

Contact:

Bernadette Kniffin
PO Box 871
Peridot, AZ 85542
Email: bkniffin@tanf.scat-nsn.gov<http://scat-tanf.org/>

David Francis
Tel: 928.475.5023/5011
Email: dfrancis@tanf.scat-nsn.gov

5310

Mary's Mission



SEAGO COUNTIES SERVED

Cochise, Graham, Greenlee and Santa Cruz

SERVICE AREAS

Cochise, Graham, Greenlee and Santa Cruz

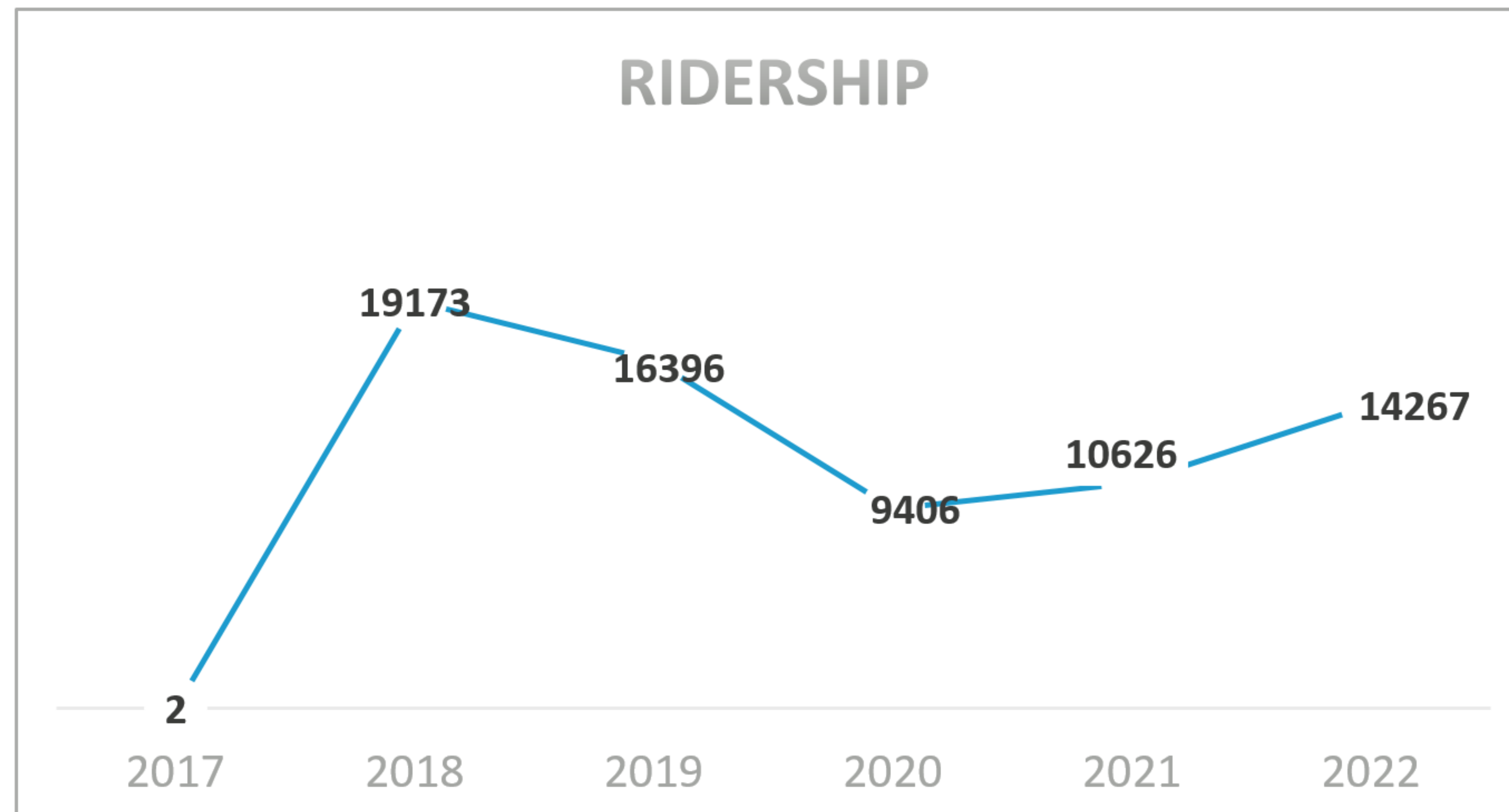
STATUS

Private Non-Profit 501(c)(3)

SERVICE DAYS/HOURS

24x7x365 for Agency Clients

RIDERSHIP



TRANSPORTATION FUNDING SOURCES

MMDC

PROVIDING SERVICE SINCE

1996

NUMBER OF VEHICLES

3

VEHICLES UNDER LEIN

3

SERVICE SITES

4

Mary's Mission is a behavioral health facility that provides therapeutic treatment to children ages 11-17 who are mentally, developmentally and behaviorally disabled. Transportation is provided to residents for schooling, medical appointments, counseling, employment and recreational activities. Mary's Mission Outpatient Clinic is located in Mesa, AZ and provides a variety of counseling services, DUI screening, education and treatment, supervised visitation and peer support to people of all ages.

Regular and ancillary support services provide transportation to Buena High School, Berean Academy, Carmichael Elementary, Joyce Clark Middle School, PPEP Tech High School and Cochise College. Transportation to each school is provided at least twice a day, five days a week during the school year, and occasionally in the summer. Some medical appointments, outings and client transportation take us as far as Tucson, Phoenix, the Yuma area, and Native American Nations across the State of Arizona and New Mexico. Recreational outings include taking residents to Bisbee, Tombstone and Phoenix, mostly during summer months and school breaks and holidays. Occasionally recreational outings are provided during the weekends. We provide transportation to and from placement agencies throughout AZ and NM. There are no fees associated with the transportation to residents and family. Mary's Mission continues to work closely with the local Dream Center, various sports organizations, and other agencies from the Sierra Vista and Mesa areas to help serve their transportation needs, too.

Staffs from Mary's Mission have been regular participants in the Cochise County transit meetings. Discussions and actions regarding cost saving measures, coordination of services and means to better serve all clients and the general community to prove invaluable to our non-profit agency.

Identified unmet needs include:

- 12 passenger van to accommodate resident and family transports to our Outpatient Clinic in Mesa, and court hearings in Maricopa and Pima County.

Contact:

Major William Lacey
 345 Taylor St.
 Sierra Vista, AZ 85635
 Tel: 520.417.2115
 Email: wyecal@msn.com



www.seagomobility.org

5310

Mount Graham Safe House, Inc.



SEAGO COUNTIES SERVED
Graham and Greenlee

SERVICE AREAS

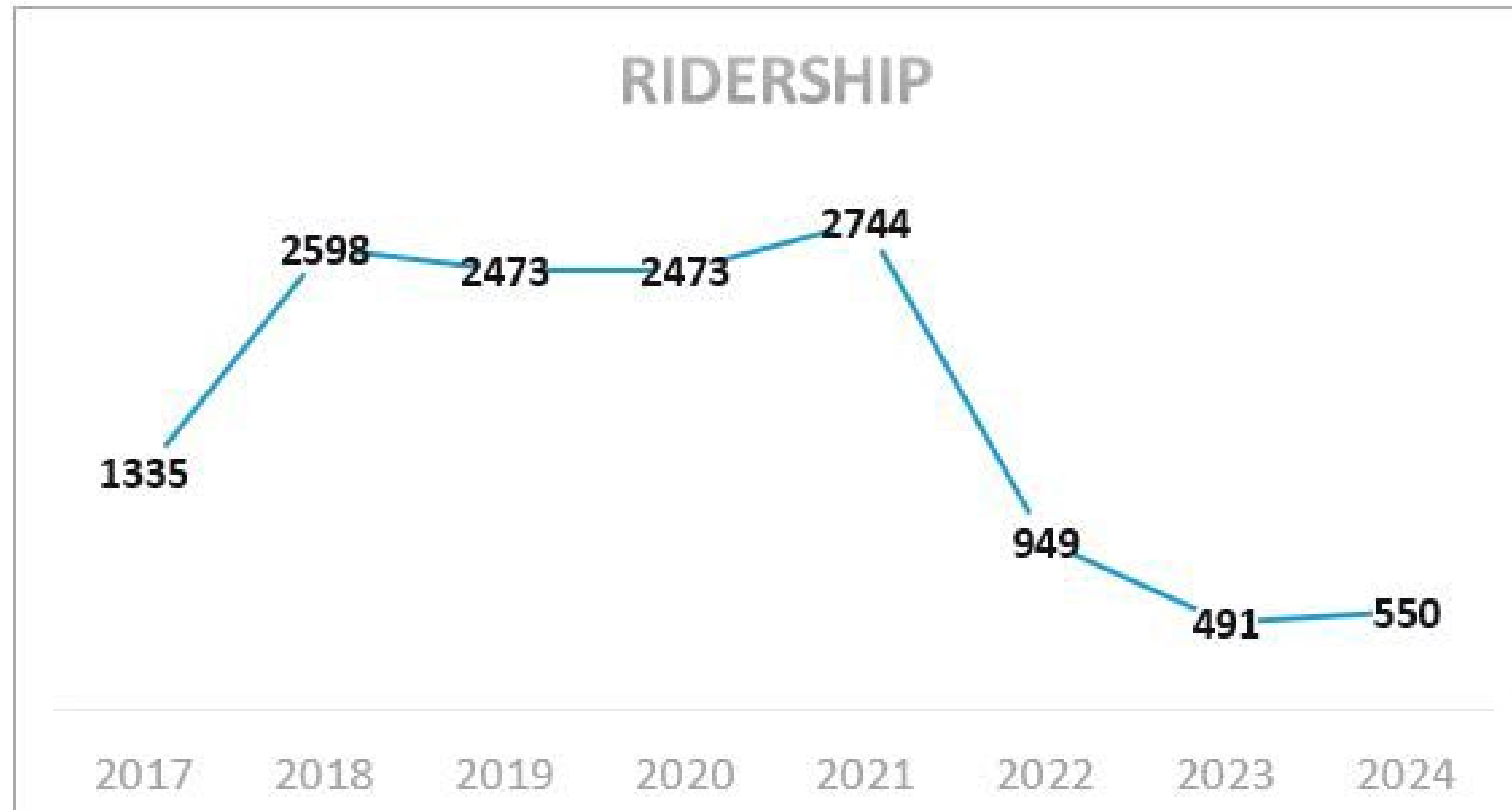
Safford, Clifton, Duncan, San Carlos

STATUS

Private Non-Profit 501(c)(3)

SERVICE DAYS/HOURS

24x7x365 for agency clients



TRANSPORTATION FUNDING SOURCES

DES

PROVIDING SERVICE SINCE

1995

NUMBER OF VEHICLES

4

VEHICLES UNDER LEIN

3

SERVICE SITES

3

Since 1995 The Mount Graham Safe House has provided crisis intervention, assessment, advocacy and referral as needed, conducted in a safe, secure and confidential environment. Service is provided to women and men needing services. It is the only facility of its kind in Graham County.

MGSB provides advocacy, emergency housing, transitional housing, clothing, food, school supplies, furniture, local transportation, self-help groups, parenting classes, job skills classes, a children’s domestic violence education program to resident and non- resident clients and mobile advocacy (go to clients and provide service). MGSB Battered Immigrant Women Coordinator organizes local agencies to provide training on the issues battered immigrant women face.

Mount Graham Safe House provides transportation to and from the Safe House for job services, medical appointments, counseling, legal services and other needs.

Coordination efforts include regular attendance at the Graham/Greenlee coordination meetings. Mt. Graham Safe House now has a mobile advocacy service. What does this mean for the community? Anyone who is in an abusive situation can call MGSB to have an advocate meet them in a public, but private place. We can even pick up the victim from their home and transport them to anyone that would like to talk in person, but doesn’t have transportation or is uncomfortable coming to the shelter to talk. An advocate will meet the participant at an agreed location. MGSB also provides case planning, safety planning, and resources, lay legal advocacy, and support groups.

Identified unmet needs include:

- Operating funds to support the existing transportation program for disabled and elderly clients.
- Replacement vehicles for our aging fleet.
- Preventative Maintenance Money.

Contact:

Sandy Garza
PO Box 1202
Safford, AZ 85548

Tel: 928.348.1202
Email: Sandy@mgsh.net
<https://mtgrahamsh.org/>



www.segomobility.org

5310



Pinal Hispanic Council

SEAGO COUNTIES SERVED

Santa Cruz and Cochise

SERVICE AREAS

Nogales, Rio Rico, Douglas and Elfrida

STATUS

Private Non-Profit 501(c)(3)

SERVICE DAYS/HOURS

Mon – Fri 8am – 5pm

RIDERSHIP



TRANSPORTATION FUNDING SOURCES

5310 ADOT
AZCH
Intermountain

PROVIDING SERVICE SINCE

2010

NUMBER OF VEHICLES

6

VEHICLES UNDER LEIN

2

SERVICE SITES

2

Pinal Hispanic Council is a non-profit 501 (c) (3) behavioral health agency licensed by the State of Arizona to provide an array of outpatient services in Pinal, Santa Cruz, and Cochise Counties. Pinal Hispanic Council has been in operation for over twenty years. Pinal Hispanic Council serves serious mentally ill individuals elderly, families, children, and adults receiving various types of counseling services in the Douglas, Elfrida, and Nogales, Rio Rico area.

Pinal Hispanic Council provides transportation services to its members to maximize the treatment services we offer by allowing the members to consistently keep vital appointments for their wellbeing. By assisting them with daily, weekly, bi-weekly, or monthly transportation the agency assures their mental well-being is secure.

Pinal Hispanic Council would like to request preventative maintenance funds for Nogales and Douglas sites. Pinal Hispanic Council would like to request a total of four vehicles, two vehicles for Douglas replacing 6318 & 6527 and two vehicles for Nogales replacing 5678 & 5892. (1 vehicle per site Year One, 1 vehicle per site for Year Two)

Contact:

Victor Ramos
527 Main St.
Safford, AZ 85547

Tel: 520.364.4508
Email: vramos@pinalhispaniccouncil.org
<https://pinalhispaniccouncil.org/>

5310

Santa Cruz Training Programs, Inc.

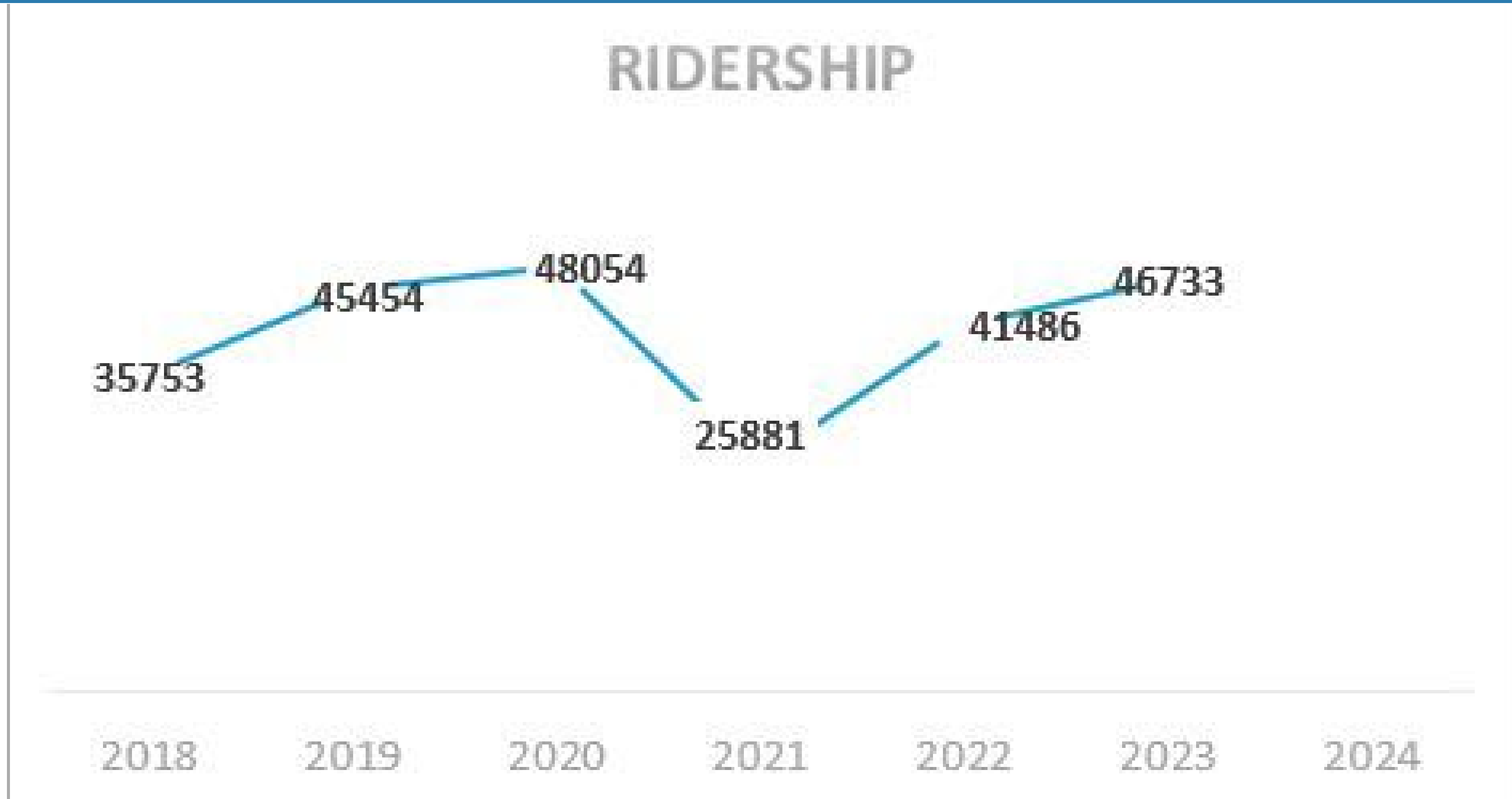


SEAGO COUNTIES SERVED
Santa Cruz

SERVICE AREAS
Nogales, Rio Rico

STATUS
Private Non-Profit 501(c)(3)

SERVICE DAYS/HOURS
Group Homes (3) 24x7x365
Day Programs
Mon – Fri 4:45am – 6:30pm



TRANSPORTATION FUNDING SOURCES

5310 ADOT DDD

PROVIDING SERVICE SINCE

1968

NUMBER OF VEHICLES

24

VEHICLES UNDER LEIN

24

SERVICE SITES

1

By working in partnership with others in the community, Santa Cruz Training Programs, Inc. (SCTP) carries out its mission to provide training, care and support for people of all ages with intellectual and developmental disabilities. Services include group homes that provide round-the-clock care within the community we offer a variety of employment opportunities, Day program offers rehabilitation, recreational, semi-retirement services and finally, we provide In-Home support providing Respite, Attendant care, and Habilitation. SCTP also offers a Summer Program to High School Special needs and requires transportation to the Day Programs at SCTP from the HS.

Spanish is the primary language for 98% of SCTP members, 67% within the Nogales city limits, and 32 % outside, and the majority are low income.

Santa Cruz County does not have any type of public transportation services, therefore SCTP offers door-to-door transportation for all of its members. Transportation is provided Monday-Friday 4:30am and ending by 6:30pm for all members who participate in Day and Employment programs. Employment services transportation is provided during the workday. Landscaping crews are driven to work sites. Members in the Café, Kitchen and Bakery help deliver ordered meals and pastries out in the community to businesses and individuals. We also provide Transportation service for our group homes is 24/7 weekly. We take our members to Tucson, Green Valley and Sierra Vista for doctors/dentist appointments and we also provide weekend outings for each group home. The elderly in the community have reached out to us to provide them with transportation for banking, medical appointments and shopping.

SCTP has a memorandum of understanding (MOU) with other agencies in our community and beyond. We help out with special events, when called upon by partners, or to coordinate special transportation needs across counties. SCTP representatives attend quarterly coordination meetings and regular trainings.

2025 Identified unmet transportation needs include: Preventative Maintenance funding, Operating funding, and a replacement for our Minivan with VIN ending in 2490

2026 Identified unmet transportation needs include: Preventative Maintenance funding, Operating funding , and a replacement for our Cutaway w/Lift with VIN ending in 3539

Contact:

Marina Galhouse, E.D.
91 E. La Castellana Drive
Nogales, AZ 85621

Tel: 520.287.2043 x14
Email: sctpdir@sctpinc.com
<https://santacruztrainingprogramsinc.com/>



www.segomobility.org

5310

SENIOR CITIZENS OF PATAGONIA



SENIOR CITIZENS OF PATAGONIA

SEAGO COUNTIES SERVED
Santa Cruz

SERVICE AREAS
Patagonia, Sonoita, Elgin and Canaleo, Rio Rico

STATUS
Private Non-Profit 501(c)(3)

SERVICE DAYS/HOURS
Mon-Fri 7am - 7pm
Weekends as needed.



TRANSPORTATION FUNDING SOURCES

5310 ADOT

PROVIDING SERVICE SINCE

1992

NUMBER OF VEHICLES

4

VEHICLES UNDER LEIN

4

SERVICE SITES

2

The Senior Citizens of Patagonia, Inc. is a 5013 (c) non-profit organization located in Patagonia Arizona. The mission of the Senior Citizens of Patagonia, Inc., is to serve and support senior citizens and disabled persons of any age who live in the Patagonia, Sonoita, Elgin and Canelo areas through assistance with transportation, nutrition, health, education and social services. The Patagonia Senior Center provides a location for congregate meals and social events.

The transit program has been in place since 1992, and is sustained by a volunteer transportation manager and several volunteer drivers. The service area is defined by the northern, eastern, southern county lines, and by a north south line running through mile marker 12 on Arizona highway 82. Clients are taken anywhere within a one hundred mile radius of Patagonia, excluding Mexico.

This transportation service is the only non-commercial option available to seniors and medically disabled in this area. Most of the service is performed between 7:00 am and 7:00 pm, M-F. However because volunteer drivers are the base of our staffing, most transportation needs can be met with planning. Services are only limited by the ability to secure a volunteer driver.

The Transportation Director participates regularly in Transit Coordination meetings held in Benson or Zoom meetings and fully appreciates the information shared at these gatherings in terms of cost savings and service enhancement.

Identified unmet needs include: Year 1 - 2025 Operating and Preventative Maintenance funds to support the existing transportation program. In Year 2 - 2026 we are requesting Operating and Preventative Maintenance funds as well as a replacement vehicle.

Contact:

Charles R. Kelly
PO Box 1121
Patagonia, AZ 85624

Tel: 520.394.2494

Email: charlesraynerkelly@gmail.com
<https://seniorcitizensofpatagonia.org/>



www.segomobility.org

5310



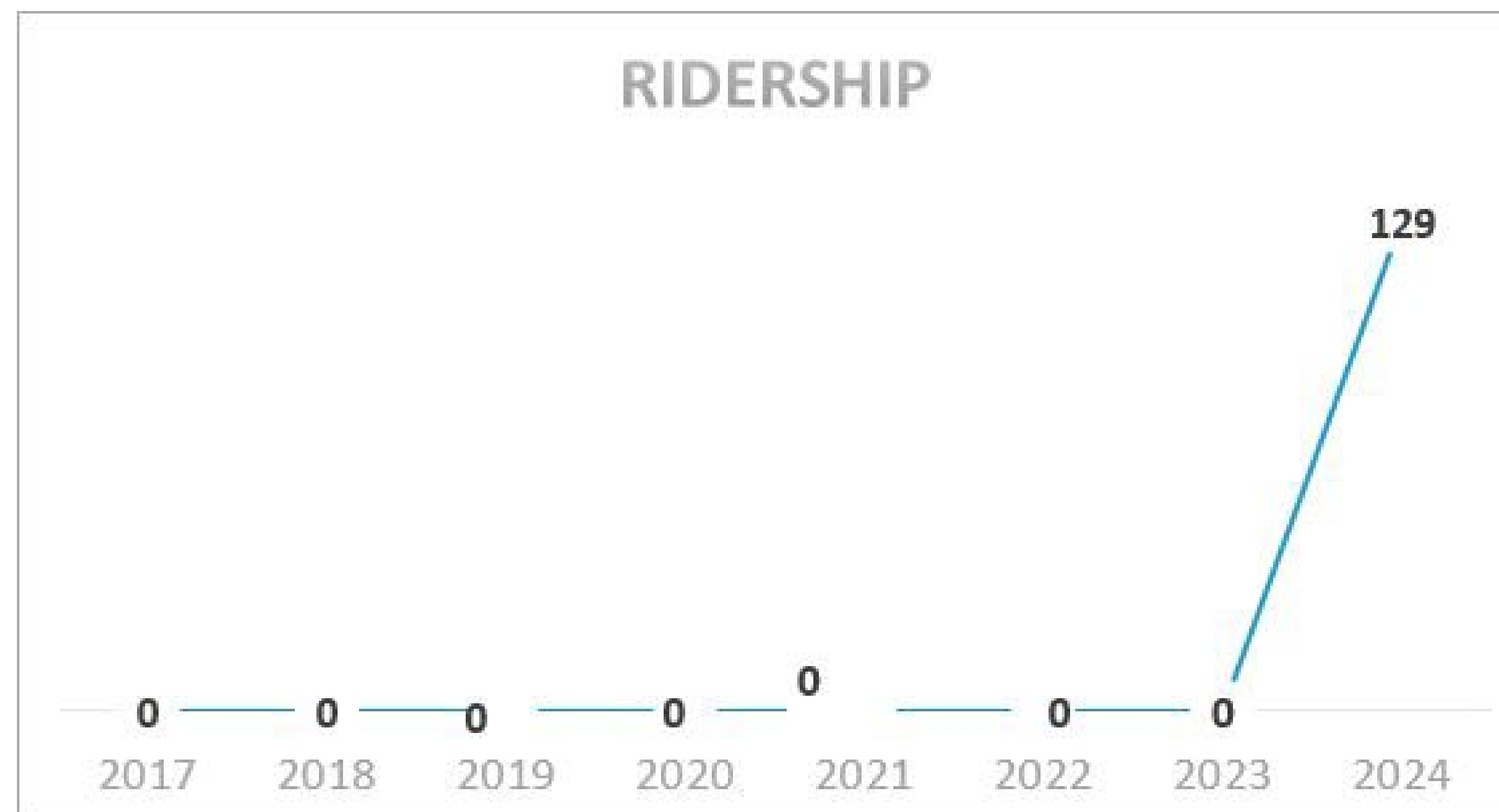
Valley Assistance Services

SEAGO COUNTIES SERVED
Santa Cruz

SERVICE AREAS
I-19 Corridor, Pima Mine Rd to Rio Rico

STATUS
Private Non-Profit 501(c)(3)

SERVICE DAYS/HOURS
Mon – Fri 8:30am – 5pm



TRANSPORTATION FUNDING SOURCES

5310 ADOT DAAS

PROVIDING SERVICE SINCE

1964

NUMBER OF VEHICLES

0

VEHICLES UNDER LEIN

0

SERVICE SITES

1

Valley Assistance Services is a 501(C)(3) located at a primary office in Green Valley with satellite offices in Tubac and Sahuarita . The mission of VAS is: combining social service and community health programs, Valley Assistance Services guides seniors, individuals, and families to live healthy, resilient, and vibrant lives, while remaining safe and independent.

The transportation program has been in place since the late 1990’s and is sustained by volunteer drivers and VAS Administrators. The service area of the program is along the I-19 Corridor from Pima Mine Rd north of Sahuarita to Rio Rico, AZ. Clients can be transported to Tucson; Nogales, AZ; and anywhere in between along the I-19 Corridor. Clients cannot be transported across the international border.

This transportation service is one of only two non-commercial options available in the northern half of VAS’s service area, and the only option in the southern half. Hours of service are Monday-Friday 8:30AM-5:00PM. Services are only limited by the ability to secure a volunteer driver.

Identified unmet needs include operating funds to support the existing transportation program, funding to effectively market the program, and funds for volunteer engagement.

Contact:
Christine Erickson
Executive Director
3950 S. Camino del Heroe
Green Valley, AZ 85614

Tel: 520.625.5966
Email: c.erickson@valleyassistanceservices.org
<https://valleyassistanceservices.org/>

Toy Bruno
Associate Director
Email: a.Bruno@valleyassistanceservices.org



www.segomobility.org

5310



Sierra Vista Volunteer Interfaith Caregiver Program (VICaP)

SEAGO COUNTIES SERVED
Cochise

SERVICE AREAS

Sierra Vista, Palominas, Hereford, Huachuca City, Whetstone, Bisbee, Douglas, and Benson

STATUS

Private Non-Profit 501(c)(3)

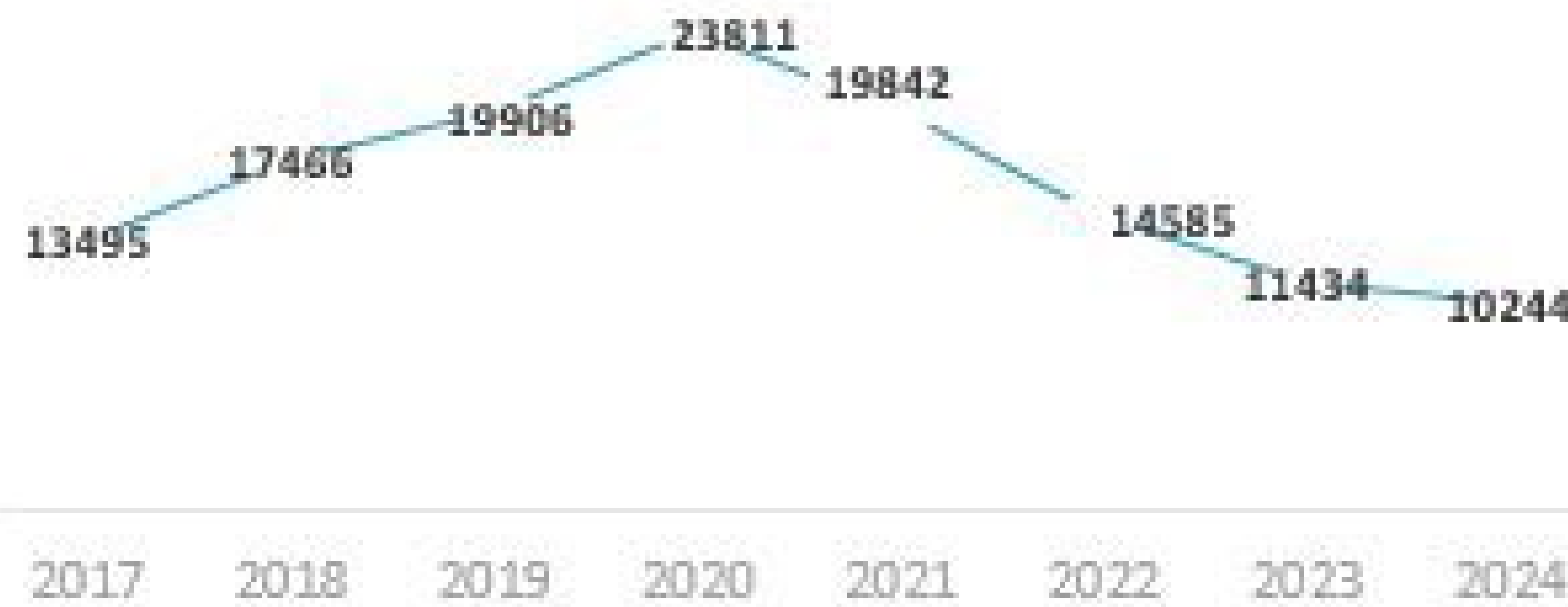
SERVICE DAYS/HOURS

Mon. – Thurs. 8am – 4pm

Friday 8am – 2pm

Closed on Federal Holidays

RIDERSHIP



TRANSPORTATION FUNDING SOURCES

5310 ADOT DAAS

PROVIDING SERVICE SINCE

1994

NUMBER OF VEHICLES

2

VEHICLES UNDER LEIN

1

SERVICE SITES

1

The Volunteer Interfaith Caregiver Program (VICaP), a 501(c)(3) nonprofit organization incorporated in 1994, is based in Sierra Vista and provides vital transportation services for seniors (ages 60+) and disabled (of any age) residents throughout Cochise County. Rides are provided throughout Cochise County, as well as to Tucson for medical appointments. While donations are greatly appreciated, VICaP services are offered free-of-charge. Transportation services are provided primarily by volunteers driving their own vehicles, with 5 PASS-trained volunteers proving service in two wheelchair-accessible minivans (one ADOT lien, one VICaP-owned). Our mission is to help our “Neighbors” continue to live independently and maintain their quality of life. In 2024, approximately 68 trained volunteers provided individualized transportation services to those in need of VICaP’s support. In 2024, VICaP volunteers drove over 69,579 miles in their personal vehicles and VICaP wheelchair-accessible vans. Our volunteer drivers provided transportation to over 4,389 appointments for our Neighbors throughout the County.

VICaP regularly participates in coordination efforts with other agencies, local health care providers and care facilities, to ensure the needs of our Neighbors are met to the best of our abilities. VICaP regularly participates in SEAGO’s county & regional Transportation Coordination meetings. VICaP is listed in the Cochise County Community Health Improvement 5-year plan as Strategy 2 under Transportation & Resource Communication.

Identified unmet needs: Additional volunteers throughout the County to support the growing number of Neighbors requesting transportation; additional funding sources to assist with the growing mileage reimbursement costs for Tucson and intercity trips; additional/continued funding for vehicle maintenance/repairs; additional operating funds for administrative salaries, insurance costs, etc.; additional funding for leadership training and professional development for both staff and volunteers.

Contact:

Kim Gill, Director

2600 E. Willcox Dr. Ste H107

Sierra Vista, AZ 85635

Tel: 520.459.8146

Email: vicapdirector@gmail.com

<https://www.volunteerinterfaithcaregiverprogram.org/>

5310



Women's Transition Project

SEAGO COUNTIES SERVED

Cochise

SERVICE AREAS

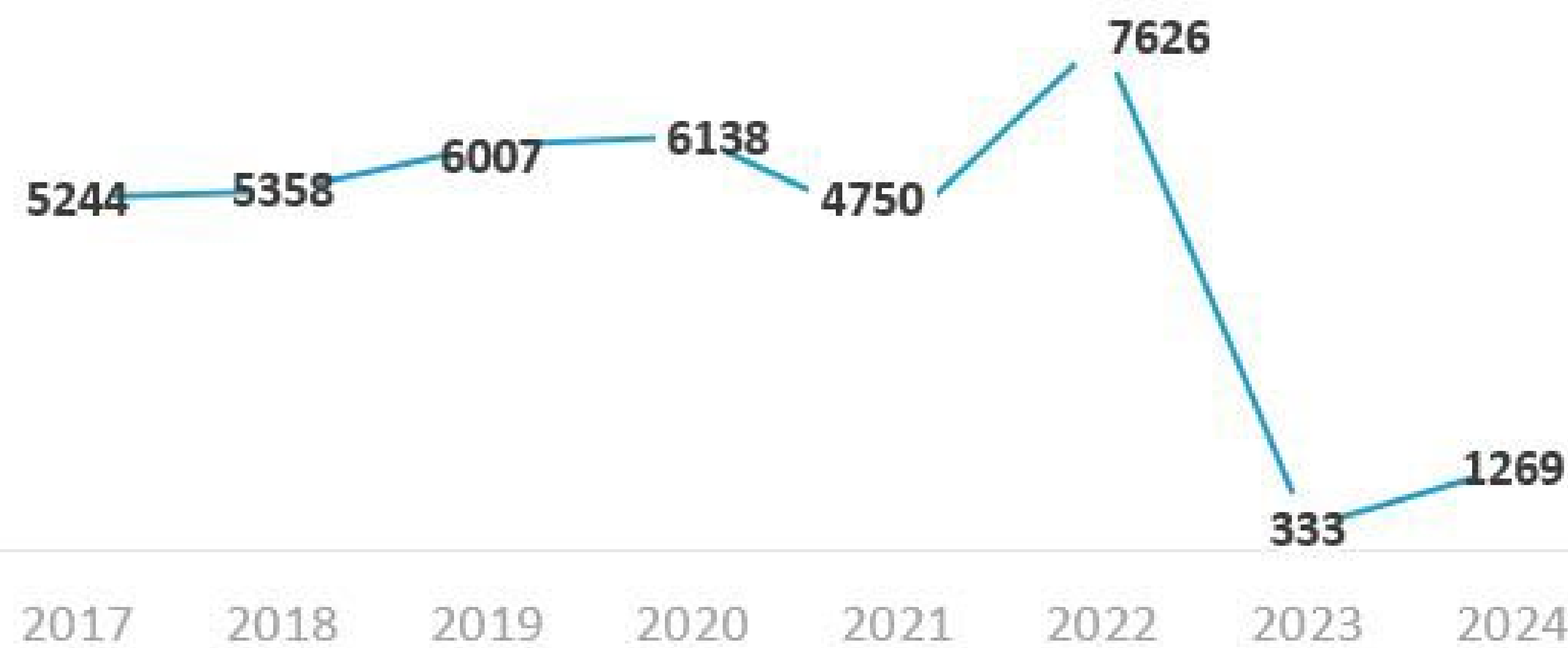
STATUS

Private Non-Profit 501(c)(3)

SERVICE DAYS/HOURS

24x7x365 for Agency Clients

RIDERSHIP



TRANSPORTATION FUNDING SOURCES

DES

PROVIDING SERVICE SINCE

2001

NUMBER OF VEHICLES

1

VEHICLES UNDER LEIN

1

SERVICE SITES

1

The Women's Transition Project is a residential behavioral health facility that serves homeless women in recovery from drug and alcohol dependence, victims of domestic violence, women getting out of jail or prison, women with mental illness, and women who are working to reunite their families.

The transition project provides residents food, shelter, clothing, transportation, and childcare while offering a comprehensive array of services, treatment, and vocational training.

The organization will be applying for 5310 funding in the future to purchase vehicles. Staff provides transportation to medical appointments, shopping and treatment and social services providers. In addition, the Women's Transition Project provides transportation for clients to and from places of employment and to their residential placement after the program is done

Women's Transition Project staff are active in bi-monthly Transportation/Transit Coordination meetings.

Identified unmet needs include a vehicle to transport our clients to and from their vocational skills transportation to medical appointments, shopping, and treatment and social service providers. And as well food pick up not only for the organization but for the community as well.

Contact:

Donna M. Vary
240 O'Hara Ave.
Bisbee, AZ 85603
Tel: 520.432.8068
Email: dvary@cbridges.com



ATTACHMENT B

SEAGO REGION VEHICLES INVENTORY



SEAGO REGION VEHICLE INVENTORY

Vehicle Inventory

Agency	VIN Last 4	Vehicle Status	Year	Make	Model	Type	Total Seats	Condition Code	Odometer	Odo Date	Lein?
Catholic Community Svcs	6091	In Service	2008	Ford	15 PAX	7-Maxi/Standard Van		114 - GOOD	62697	01-25-19	No
City of Benson	0687	In Service	2016	Chevy	Champ	5-LD Cut 15'-25'		154 - GOOD	105982	03-05-25	Yes
City of Benson	0695	In Service	2016	Chevy	Champ	5-LD Cut 15'-25'		164 - GOOD	95555	03-05-25	Yes
City of Benson	9016	In Service	2020	Ford	Transit	7-Maxi/Standard Van		65 - EXCELLENT	106951	03-05-25	Yes
City of Benson	8376	In Service (<1 day/wk)	2018	Ford	Starcraft	5-LD Cut 15'-25'		125 - EXCELLENT	110541	03-05-25	Yes
City of Benson	7887	In Service (<1 day/wk)	2009	Ford	Arboc	5-LD Cut 15'-25'		173 - FAIR	191689	03-05-25	Yes
City of Bisbee	7278	In Service	2021	Ford	Starcraft	4-MD/LD Cut 20'-30'		185 - EXCELLENT	130572	03-14-25	Yes
City of Bisbee	8198	In Service	2023	Ford	E350	4-MD/LD Cut 20'-30'		03 - FAIR	46956	03-14-25	Yes
City of Bisbee	5402	In Service	2014	Chevy	Starcraft	3-MD Bus 20'-30'		204 - GOOD	249624	03-14-25	Yes
City of Bisbee	1403	In Service	2018	Chevrolet	Starcraft	3-MD Bus 20'-30'		184 - GOOD	143816	03-14-25	Yes
City of Bisbee	1978	Pending Disposal/Sale	2009	Ford	EIDorado	3-MD Bus 20'-30'		141 - FAILURE	200040	03-14-25	No
City of Bisbee	1977	Pending Disposal/Sale	2009	Ford	EIDorado	3-MD Bus 20'-30'		141 - FAILURE	259364	03-14-25	No
City of Bisbee	8308	Pending Disposal/Sale	2015	Chevy	Starcraft	3-MD Bus 20'-30'		201 - FAILURE	158675	03-14-25	Yes
City of Douglas	7999	In Service	2018	Ford	Starcraft	3-MD Bus 20'-30'		183 - FAIR	184255	02-13-25	Yes
City of Douglas	8723	In Service	2019	Startrans	President	2-HD Bus 30'-40'		403 - FAIR	398899	02-13-25	Yes
City of Douglas	2182	In Service	2021	Ford	E350	5-LD Cut 15'-25'		114 - GOOD	91455	02-18-25	Yes
City of Douglas	1731	In Service	2007	Ford	EIDorado	4-MD/LD Cut 20'-30'		382 - POOR	372447	02-19-25	No
City of Douglas	1200	In Service	2010	Ford	EIDorado	6-LD Cut 10'-20'		72 - POOR	190634	02-19-25	No
City of Douglas	1199	In Service	2010	Ford	EIDorado	6-LD Cut 10'-20'		72 - POOR	176743	02-19-25	No
City of Douglas	7636	In Service	2015	Ford	Starcraft	5-LD Cut 15'-25'		203 - FAIR	205627	02-18-20	Yes
City of Douglas	8623	In Service	2015	Ford	Starcraft	5-LD Cut 15'-25'		183 - FAIR	190222	02-18-25	Yes
City of Douglas	9223	In Service	2017	Ford	Champion	4-MD/LD Cut 20'-30'		343 - FAIR	381183	02-14-25	Yes
City of Douglas	3160	In Service	2013	Chevy	Van	7-Maxi/Standard Van		114 - GOOD	32932	02-19-25	Yes
City of Douglas	7961	In Service	2025	Ford	Starcraft	2-HD Bus 30'-40'		345 - EXCELLENT	13347	02-14-25	Yes
City of Douglas	2140	In Service	2015	Dodge	Caravan	8-Minivan		74 - GOOD	36810	02-18-25	Yes
City of Douglas	9970	In Service	2004	Chev	Colorado	9-Support Vehicles		03 - FAIR	131009	02-19-25	Yes
City of Douglas	5358	Out of Service	2008	Chevy	Arboc	5-LD Cut 15'-25'		152 - POOR	191734	02-19-25	Yes
City of Douglas	3441	Out of Service	2009	Chevy	EIDorado	4-MD/LD Cut 20'-30'		281 - FAILURE	248852	02-19-25	Yes
City of Willcox	3036	In Service	2020	Ford	Starcraft	4-MD/LD Cut 20'-30'		94 - GOOD	103249	03-14-25	Yes
DARC	7536	In Service	2011	Chevy	2500 HD	9-Support Vehicles		55 - EXCELLENT	113845	02-12-25	Yes
DARC	3720	In Service	2012	Dodge	Caravan	8-Minivan		65 - EXCELLENT	78160	02-12-25	Yes
DARC	2924	In Service	2012	Ford	Supreme	7-Maxi/Standard Van		105 - EXCELLENT	60800	02-12-25	Yes
DARC	3889	In Service	2013	Chevy	Express	7-Maxi/Standard Van		115 - EXCELLENT	49752	02-12-25	Yes
DARC	2926	In Service	2012	Ford	Supreme	7-Maxi/Standard Van		95 - EXCELLENT	78152	02-12-25	Yes
DARC	1650	In Service	2015	Dodge	Caravan	7-Maxi/Standard Van		64 - GOOD	126651	02-12-25	Yes
DARC	8957	In Service	2012	Chevy	2500 HD	9-Support Vehicles		54 - GOOD	48950	02-12-25	Yes
DARC	2327	In Service	2017	Ford	E350	3-MD Bus 20'-30'		95 - EXCELLENT	60504	02-12-25	Yes
DARC	2348	In Service	2019	Ford	Starcraft	6-LD Cut 10'-20'		115 - EXCELLENT	32523	02-12-25	Yes
DARC	0473	In Service	2006	Ford	E350	7-Maxi/Standard Van		114 - GOOD	86994	02-12-25	No
DARC	9870	In Service	2007	Chevy	Express	7-Maxi/Standard Van		114 - GOOD	114820	02-12-25	No
DARC	0578	In Service	2006	Ford	E350	7-Maxi/Standard Van		54 - GOOD	132936	02-12-25	No
DARC	3914	In Service	2009	Chevy	Silverado	9-Support Vehicles		54 - GOOD	71174	02-12-25	No
DARC	0739	In Service	2003	Chevy	Venture	8-Minivan		53 - FAIR	119168	02-12-25	No
DARC	1438	In Service	2005	Chevy	Uplander	8-Minivan		44 - GOOD	112066	02-12-25	No
DARC	7583	In Service	2008	Chevy	Colorado	9-Support Vehicles		44 - GOOD	156100	02-12-25	No
DARC	2621	In Service	2011	Dodge	Caravan	8-Minivan		55 - EXCELLENT	115697	02-12-25	Yes
DARC	2403	In Service	2010	Toyota	Sienna	8-Minivan		65 - EXCELLENT	180463	02-12-25	Yes
DARC	9688	In Service	2020	Ford	Starcraft	6-LD Cut 10'-20'		105 - EXCELLENT	38759	02-12-25	Yes
DARC	9065	In Service	2011	Ford	F250	9-Support Vehicles		55 - EXCELLENT	47618	02-12-25	Yes
DARC	8964	In Service	2011	Dodge	Caravan	8-Minivan		55 - EXCELLENT	89869	02-12-25	Yes
DARC	2349	In Service (<1 day/wk)	2012	Ford	F550	9-Support Vehicles		25 - EXCELLENT	26622	02-12-25	Yes
DARC	7881	Out Of Service	2008	Chevy	Uplander	8-Minivan		52 - POOR	90824	02-12-25	No
DARC	6942	Out Of Service	2007	Ford	Supreme	7-Maxi/Standard Van		71 - FAILURE	71820	02-12-25	No

SEAGO REGION VEHICLE INVENTORY

Vehicle Inventory

Agency	VIN Last 4	Vehicle Status	Year	Make	Model	Type	Total Seats	Condition Code	Odometer	Odo Date	Lein?
ESBF	7503	In Service	2014	Dodge	Amerivan	8-Minivan		84 - GOOD	192030	05-15-23	Yes
ESBF	2223	In Service	2017	Dodge	Mini	8-Minivan		85 - EXCELLENT	158820	05-15-23	Yes
ESBF	5311	In Service	2013	Ford	Maxi	6-LD Cut 10'-20'		103 - FAIR	161000	02-14-25	Yes
ESBF	8501	In Service	2016	Dodge	Mini	8-Minivan		64 - GOOD	131689	05-15-23	Yes
ESBF	2352	In Service	2017	Starcraft	Cutaway	6-LD Cut 10'-20'		115 - EXCELLENT	158788	02-14-25	Yes
ESBF	2224	In Service	2017	Dodge	Mini	8-Minivan		85 - EXCELLENT	157480	05-15-23	Yes
ESBF	2221	In Service	2017	Dodge	Mini	8-Minivan		84 - GOOD	103962	05-15-23	Yes
ESBF	1409	In Service	2011	Ford	Cutaway	6-LD Cut 10'-20'		113 - FAIR	208270	02-14-25	Yes
ESBF	9370	In Service	2013	Ford	Cutaway	6-LD Cut 10'-20'		113 - FAIR	134433	03-03-23	Yes
ESBF	9371	In Service	2013	Ford	Cutaway	6-LD Cut 10'-20'		113 - FAIR	165540	03-03-23	Yes
ESBF	7944	In Service	2018	Ford	Transit	7-Maxi/Standard Van		142 - POOR	198352	02-14-25	Yes
ESBF	1238	In Service	2020	Dodge	Caravan	8-Minivan		64 - GOOD	31892	02-14-25	Yes
ESBF	6324	In Service	2020	Chrysler		8-Minivan		05 - EXCELLENT	23917	02-14-25	Yes
ESBF	7863	In Service	2017	Chevy	Express	7-Maxi/Standard Van		04 - GOOD	167500	02-16-25	Yes
ESBF	8196	In Service	2020	Dodge	Mini	8-Minivan		83 - FAIR	42000	02-14-25	Yes
ESBF	9578	In Service	2019	Dodge	Caravan	9-Support Vehicles		04 - GOOD	20191	02-14-25	Yes
ESBF	0793	In Service	2010	Ford	Supreme	6-LD Cut 10'-20'		03 - FAIR	118523	02-16-25	Yes
ESBF	5197	In Service	2021	Kia		9-Support Vehicles		03 - FAIR	65786	02-14-25	No
ESBF	1507	In Service	2018	Dodge	Caravan	8-Minivan		75 - EXCELLENT	107243	02-14-25	Yes
ESBF	1326	In Service	2012	Dodge	Amerivan	8-Minivan		74 - GOOD	131254	04-13-23	Yes
ESBF	7727	In Service (<1 day/wk)	2019	Dodge	Caravan	8-Minivan		61 - FAILURE	86400	02-14-25	Yes
ESBF	2222	Out Of Service	2016	Dodge	Mini	8-Minivan		72 - POOR	96877	11-01-22	Yes
GCRC	3073	In Service	2012	Ford	Econoline	7-Maxi/Standard Van		114 - GOOD	213699	12-09-22	No
GCRC	1963	In Service	2010	Toyota	Sienna	8-Minivan		63 - FAIR	131870	12-07-22	Yes
GCRC	6789	In Service	2000	Ford	WSD	7-Maxi/Standard Van		92 - POOR	191192	12-08-22	No
GCRC	4731	In Service	2005	GMC	SA3	7-Maxi/Standard Van		93 - FAIR	158951	09-27-22	No
GCRC	8710	In Service	2014	Starcraft	Bus	6-LD Cut 10'-20'		114 - GOOD	89745	08-02-22	Yes
GCRC	6774	In Service	2015	Chevy	Express	6-LD Cut 10'-20'		94 - GOOD	111783	07-11-22	Yes
GCRC	7995	In Service	2015	Chevy	Express	6-LD Cut 10'-20'		94 - GOOD	122242	04-20-22	Yes
GCRC	0453	In Service	2008	Ford	WSD	6-LD Cut 10'-20'		94 - GOOD	168140	12-08-22	No
GCRC	0470	In Service	2006	Ford		8-Minivan		03 - FAIR	92483	11-06-20	No
GCRC	7162	In Service	2016	Ford	Fiesta	9-Support Vehicles		54 - GOOD	80932	12-09-22	No
GCRC	1697	In Service	1997	Ford	Econoline Town and Country	7-Maxi/Standard Van 8-Minivan		63 - FAIR 103 - FAIR	89362 244678	01-17-22 01-17-22	No No
GCRC	6067	In Service	2007	Chrysler		8-Minivan		64 - GOOD	199788	11-06-20	No
GCRC	6910	Out Of Service	2008	Chevy	DLS	8-Minivan		105 - EXCELLENT	56567	01-02-25	Yes
Hope, Inc.	2234	In Service	2017	Dodge	Caravan	8-Minivan		23 - FAIR	172330	01-02-25	Yes
Hope, Inc.	6443	In Service	2003	Chevy	Silverado	9-Support Vehicles		74 - GOOD	74408	01-02-25	Yes
Hope, Inc.	2863	In Service	2018	Chevy	Suburban	9-Support Vehicles		125 - EXCELLENT	89630	01-02-25	Yes
Hope, Inc.	6089	In Service	2020	Chevy	Express	8-Minivan		165 - EXCELLENT	69671	01-02-25	Yes
Hope, Inc.	6994	In Service	2016	Ford	E450	6-LD Cut 10'-20'		65 - EXCELLENT	124014	01-02-25	Yes
Hope, Inc.	3981	In Service	2016	Dodge	Caravan	8-Minivan		115 - EXCELLENT	50110	01-02-25	Yes
Hope, Inc.	6986	In Service	2016	Ford	E450	6-LD Cut 10'-20'		105 - EXCELLENT	166246	04-24-23	Yes
Horizon Health	1031	In Service	2017	Ford	Transit	6-LD Cut 10'-20'		114 - GOOD	123711	04-28-23	Yes
Horizon Health	8549	In Service	2011	Ford	E350	6-LD Cut 10'-20'		05 - EXCELLENT	29515	04-28-23	No
Horizon Health	6334	In Service	2021	Chevy	Express	6-LD Cut 10'-20'		05 - EXCELLENT	27507	04-28-23	No
Horizon Health	6645	In Service	2021	Chevy	Express	6-LD Cut 10'-20'		05 - EXCELLENT	27507	04-28-23	No
Horizon Health	4597	In Service	2022	Chrysler	Voyager	8-Minivan		05 - EXCELLENT	18177	04-28-23	No
Huachuca City	8339	In Service	2003	Ford	E350	7-Maxi/Standard Van		103 - FAIR	156682	01-30-25	No
Huachuca City	5672	In Service	2004	Ford	Supreme	5-LD Cut 15'-25'		82 - POOR	64648	01-16-25	No
Huachuca City	9929	In Service	2011	Ford	CB	5-LD Cut 15'-25'		93 - FAIR	115455	01-30-25	Yes
Mary's Mission	5125	In Service	2012	Chevy	Express	7-Maxi/Standard Van		113 - FAIR	102629	06-11-20	Yes
Mary's Mission	0893	In Service	2011	Chevy	Van	7-Maxi/Standard Van		113 - FAIR	105865	06-11-20	Yes
Mary's Mission	0713	In Service	2011	Chevy	Van	7-Maxi/Standard Van		114 - GOOD	100793	06-11-20	Yes
Mt Graham Safe Hse	0652	In Service	2011	Toyota	Sienna	8-Minivan		73 - FAIR	94004	01-17-25	Yes
Mt Graham Safe Hse	9842	In Service	2012	Toyota	Sienna	8-Minivan		64 - GOOD	102127	01-17-25	Yes
Mt Graham Safe Hse	3703	In Service	2012	Dodge	Caravan	8-Minivan		64 - GOOD	125492	01-17-25	Yes
Mt Graham Safe Hse	2990	In Service	2019	Nissan	Van	9-Support Vehicles		155 - EXCELLENT	4240	05-11-23	No
Pinal Hispanic Council	5892	In Service	2010	Chrysler	Town and Country	8-Minivan		63 - FAIR	143275	03-17-25	No
Pinal Hispanic Council	5678	In Service	2010	Chrysler	Caravan	8-Minivan		63 - FAIR	156510	03-17-25	No
Pinal Hispanic Council	6527	In Service	2014	Ford	E350	7-Maxi/Standard Van		125 - EXCELLENT	67636	03-14-25	No
Pinal Hispanic Council	2936	In Service	2015	Dodge	Caravan	8-Minivan		75 - EXCELLENT	76292	03-14-25	Yes
Pinal Hispanic Council	5571	In Service	2015	Dodge	Caravan	8-Minivan		75 - EXCELLENT	135533	03-17-25	Yes
SCCOA	0152	In Service	2007	Chevy	Express	7-Maxi/Standard Van		113 - FAIR	101767	02-06-19	No
SCCOA	4638	In Service (<1 day/wk)	1998	GMC	Savana	7-Maxi/Standard Van		13 - FAIR	169822	02-06-19	No

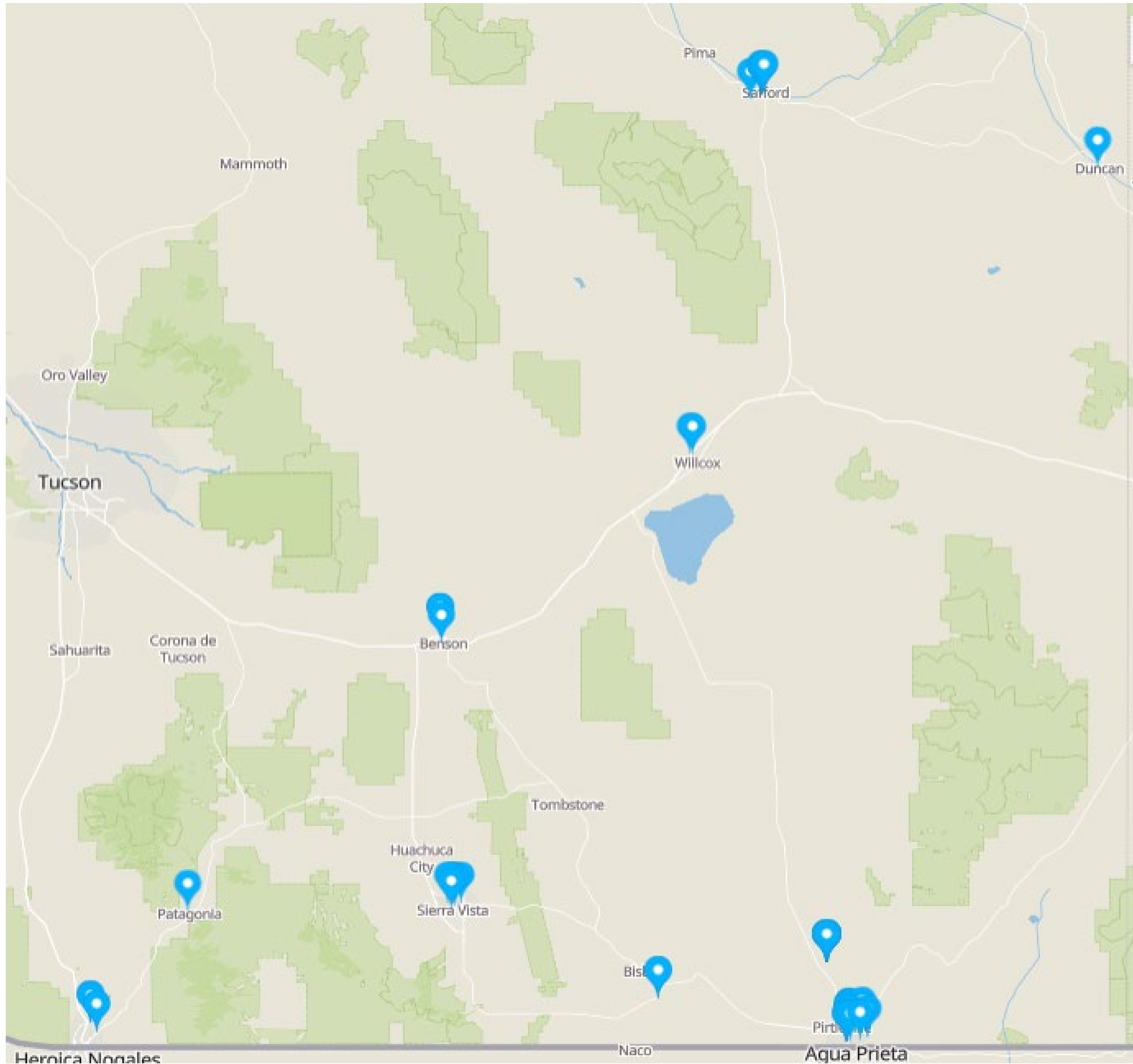
SEAGO REGION VEHICLE INVENTORY

Vehicle Inventory

Agency	VIN Last 4	Vehicle Status	Year	Make	Model	Type	Total Seats	Condition Code	Odometer	Odo Date	Lein?
SCTP	0255	In Service	2013	Ford	E350	6-LD Cut 10'-20'		84 - GOOD	87604	03-20-25	Yes
SCTP	1339	In Service	2012	Dodge	Amerivan	8-Minivan		93 - FAIR	162510	03-20-25	Yes
SCTP	2330	In Service	2017	Ford	Starcraft	6-LD Cut 10'-20'		104 - GOOD	97502	03-20-25	Yes
SCTP	8563	In Service	2016	Dodge	Entervan	6-LD Cut 10'-20'		94 - GOOD	137566	03-20-25	Yes
SCTP	9066	In Service	2011	Ford	F350	9-Support Vehicles		64 - GOOD	90672	03-20-25	Yes
SCTP	0471	In Service	2006	Ford	E350	6-LD Cut 10'-20'		103 - FAIR	103441	03-20-25	Yes
SCTP	6305	In Service	2011	Chevy	2500 Trk	9-Support Vehicles		64 - GOOD	64156	03-20-25	Yes
SCTP	1509	In Service	2018	Dodge	Caravan	8-Minivan		65 - EXCELLENT	114790	03-20-25	Yes
SCTP	4643	In Service	2006	Ford	E350	6-LD Cut 10'-20'		93 - FAIR	104403	03-20-25	Yes
SCTP	3885	In Service	2009	Chevy	2500 Trk	9-Support Vehicles		63 - FAIR	96210	03-20-25	Yes
SCTP	6940	In Service	2007	Ford	VAN	6-LD Cut 10'-20'		103 - FAIR	105745	03-20-25	Yes
SCTP	6941	In Service	2007	Ford	VAN	6-LD Cut 10'-20'		103 - FAIR	106180	03-20-25	Yes
SCTP	3108	In Service	2012	Chevy	Silverado	5-LD Cut 15'-25'		64 - GOOD	139599	03-20-25	Yes
SCTP	6233	In Service	2015	Chevy	Van	9-Support Vehicles		125 - EXCELLENT	82106	03-20-25	Yes
SCTP	3705	In Service	2016	Ford	Starcraft	9-Support Vehicles		164 - GOOD	147611	03-20-25	Yes
SCTP	3468	In Service	2017	Ford	Starcraft	6-LD Cut 10'-20'		103 - FAIR	83440	03-20-25	Yes
SCTP	2490	Out of Service	2012	Chevy	Express	6-LD Cut 10'-20'		62 - POOR	130517	03-20-25	Yes
SCTP	1340	Out of Service	2012	Dodge	Amerivan	8-Minivan		91 - FAILURE	123054	03-20-25	Yes
SCTP	3480	Out of Service	2005	Ford	E350	6-LD Cut 10'-20'		91 - FAILURE	115774	03-20-25	Yes
SCTP	3539	Out of Service	2012	Chevy	Express	6-LD Cut 10'-20'		122 - POOR	176117	03-20-25	Yes
SEAGO	1322	In Service	2012	Chrysler	Caravan	8-Minivan		63 - FAIR	80380	07-09-24	Yes
Senior Citizens of Patagonia	2231	In Service	2017	Dodge	Entervan	6-LD Cut 10'-20'		65 - EXCELLENT	77284	03-08-25	Yes
Senior Citizens of Patagonia	3728	In Service	2012	Dodge	Caravan	6-LD Cut 10'-20'		64 - GOOD	156694	08-10-23	Yes
Senior Citizens of Patagonia	1410	In Service	2011	Ford	E350	6-LD Cut 10'-20'		104 - GOOD	44119	03-10-25	Yes
Senior Citizens of Patagonia	2038	In Service	2021	Chrysler	Voyager	8-Minivan		55 - EXCELLENT	38250	02-10-25	Yes
VICaP	7202	In Service	2019	Braun	Caravan	8-Minivan		55 - EXCELLENT	21381	05-10-23	Yes
VICaP	4178	In Service	2011	Dodge	Caravan	8-Minivan		54 - GOOD	53852	05-10-23	No
Vista Transit	3232	In Service	1999	Ford		5-LD Cut 15'-25'		154 - GOOD	110600	01-14-22	No
Vista Transit	9531	In Service	2018	Chevy	Colorado	9-Support Vehicles		45 - EXCELLENT	7097	04-22-20	Yes
Vista Transit	1201	In Service	2016	GMC	Arboc	5-LD Cut 15'-25'		205 - EXCELLENT	102351	04-22-20	Yes
Vista Transit	8471	In Service	2016	GMC	Arboc	5-LD Cut 15'-25'		205 - EXCELLENT	83062	04-22-20	Yes
Vista Transit	9863	In Service	2018	GMC	Arboc	5-LD Cut 15'-25'		205 - EXCELLENT	88060	04-22-20	Yes
Vista Transit	3472	In Service	2020	Ford	Spirit of Independence	4-MD/LD Cut 20'-30'		205 - EXCELLENT	30063	08-21-20	Yes
Vista Transit	6116	In Service	2013	GMC	Arboc	5-LD Cut 15'-25'		194 - GOOD	149047	04-22-20	Yes
Vista Transit	6218	In Service	2013	GMC	Arboc	5-LD Cut 15'-25'		194 - GOOD	163360	04-22-20	Yes
Vista Transit	1287	In Service	2014	GMC	Arboc	1-HD Bus 40'+		204 - GOOD	128324	04-22-20	Yes
Vista Transit	0540	In Service	2010	Dodge	Caravan	8-Minivan		84 - GOOD	26092	04-22-20	Yes
Vista Transit	0498	In Service	2014	GMC	Arboc	5-LD Cut 15'-25'		204 - GOOD	152138	04-22-20	Yes
Vista Transit	4333	In Service	2010	EIDorado	Arboc	5-LD Cut 15'-25'		324 - GOOD	187072	04-22-20	No
Vista Transit	4335	In Service	2010	EIDorado	#381	2-HD Bus 30'-40'		324 - GOOD	157247	04-22-20	No
Vista Transit	2358	In Service	2020	Ford	Spirit of Independence	5-LD Cut 15'-25'		115 - EXCELLENT	13805	04-22-20	Yes
Vista Transit	2243	In Service	2020	Ford	Spirit of Independence	5-LD Cut 15'-25'		115 - EXCELLENT	18442	04-22-20	Yes
Vista Transit	4334	Out Of Service	2010	EIDorado	Arboc	5-LD Cut 15'-25'		324 - GOOD	0	04-22-20	No
WTP	9026	In Service	2010	Chevy	Express	7-Maxi/Standard Van		103 - FAIR	130218	05-10-23	Yes
WTP	9950	Out Of Service	2012	Chevy	Silverado	9-Support Vehicles		51 - FAILURE	148263	01-25-19	Yes

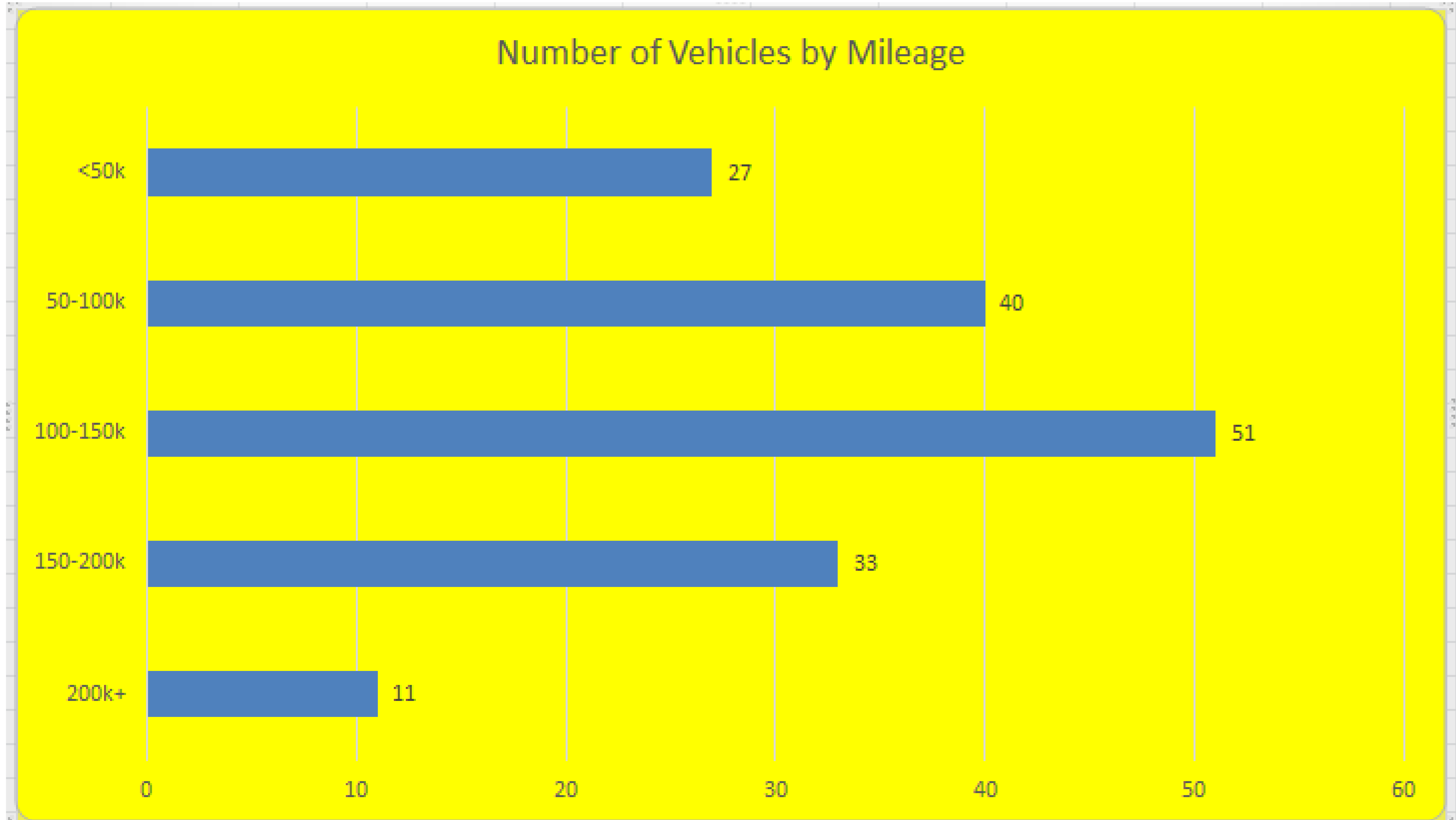
SEAGO REGION VEHICLE INVENTORY

Vehicle Locations Map

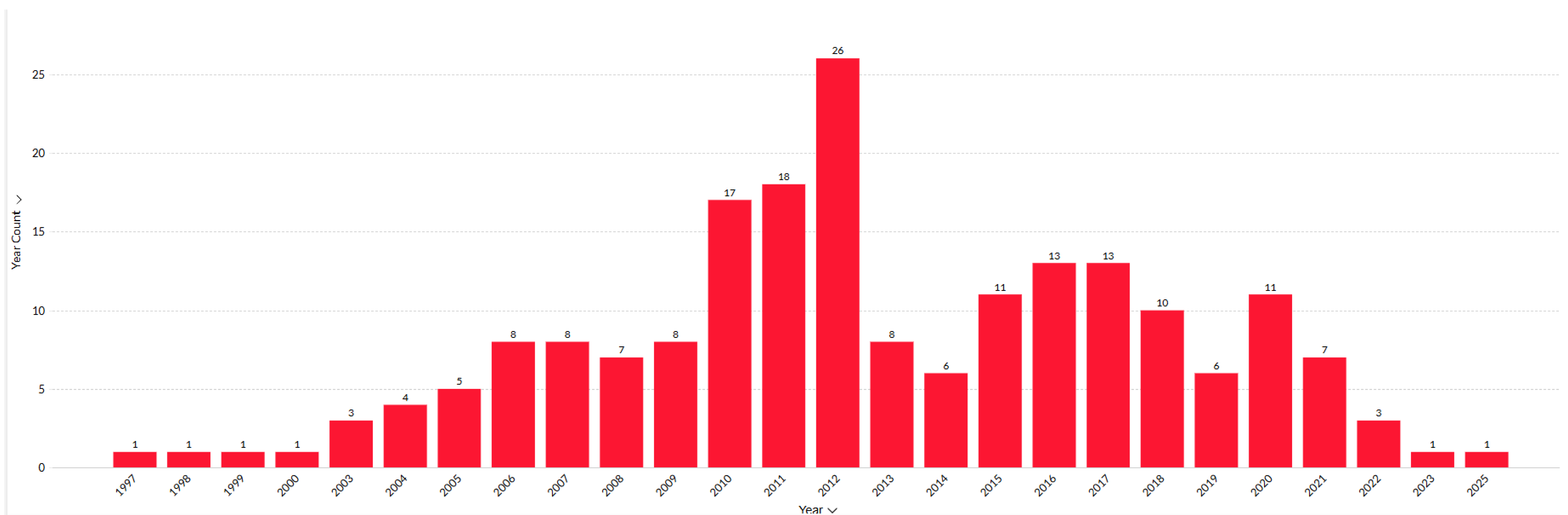


SEAGO REGION VEHICLE INVENTORY

Number of vehicles by mileage

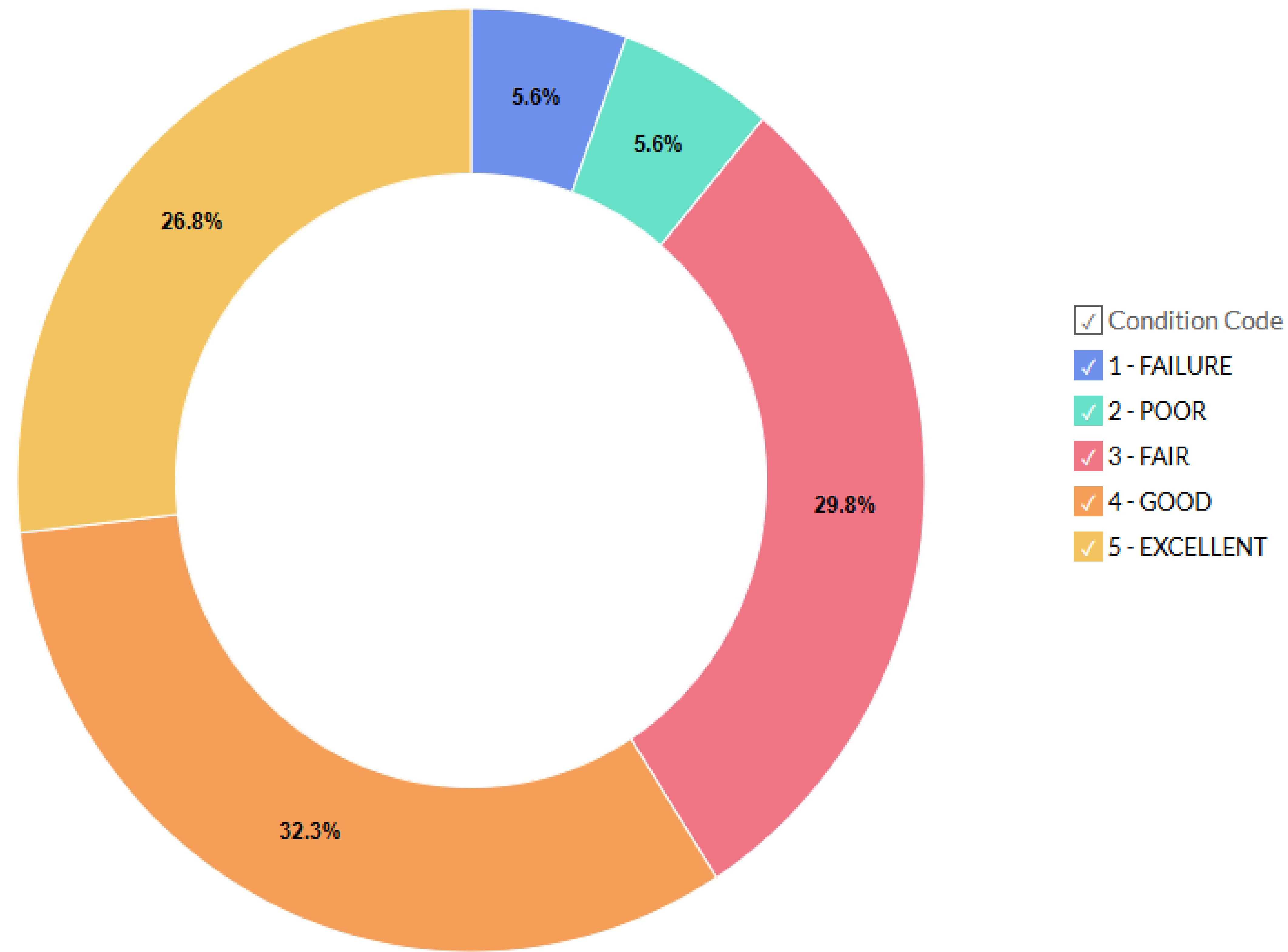


Number of vehicles by year

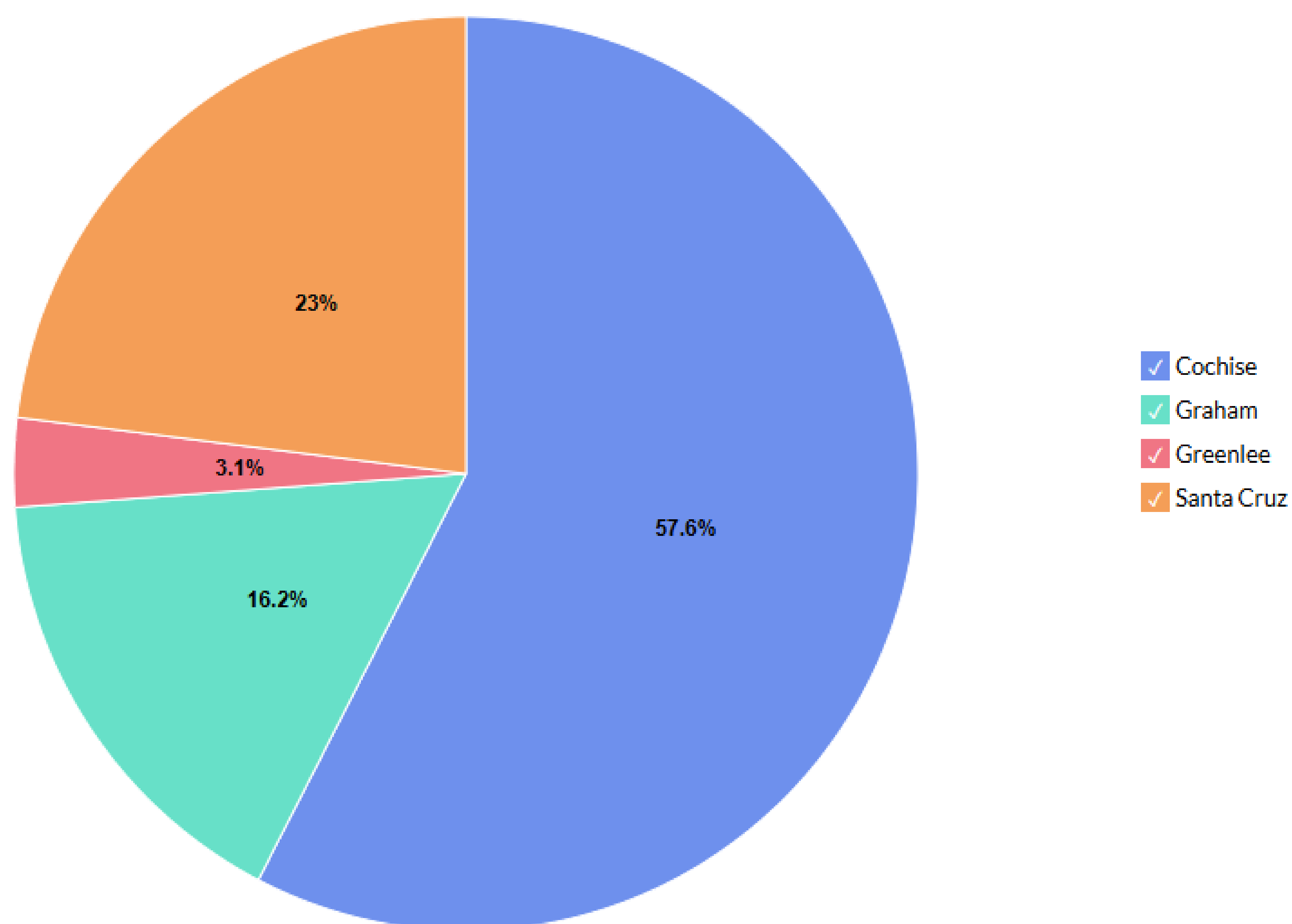


SEAGO REGION VEHICLE INVENTORY

Vehicle condition



Vehicle percentage by County





ATTACHMENT C

SEAGO REGION DEMOGRAPHIC DATA

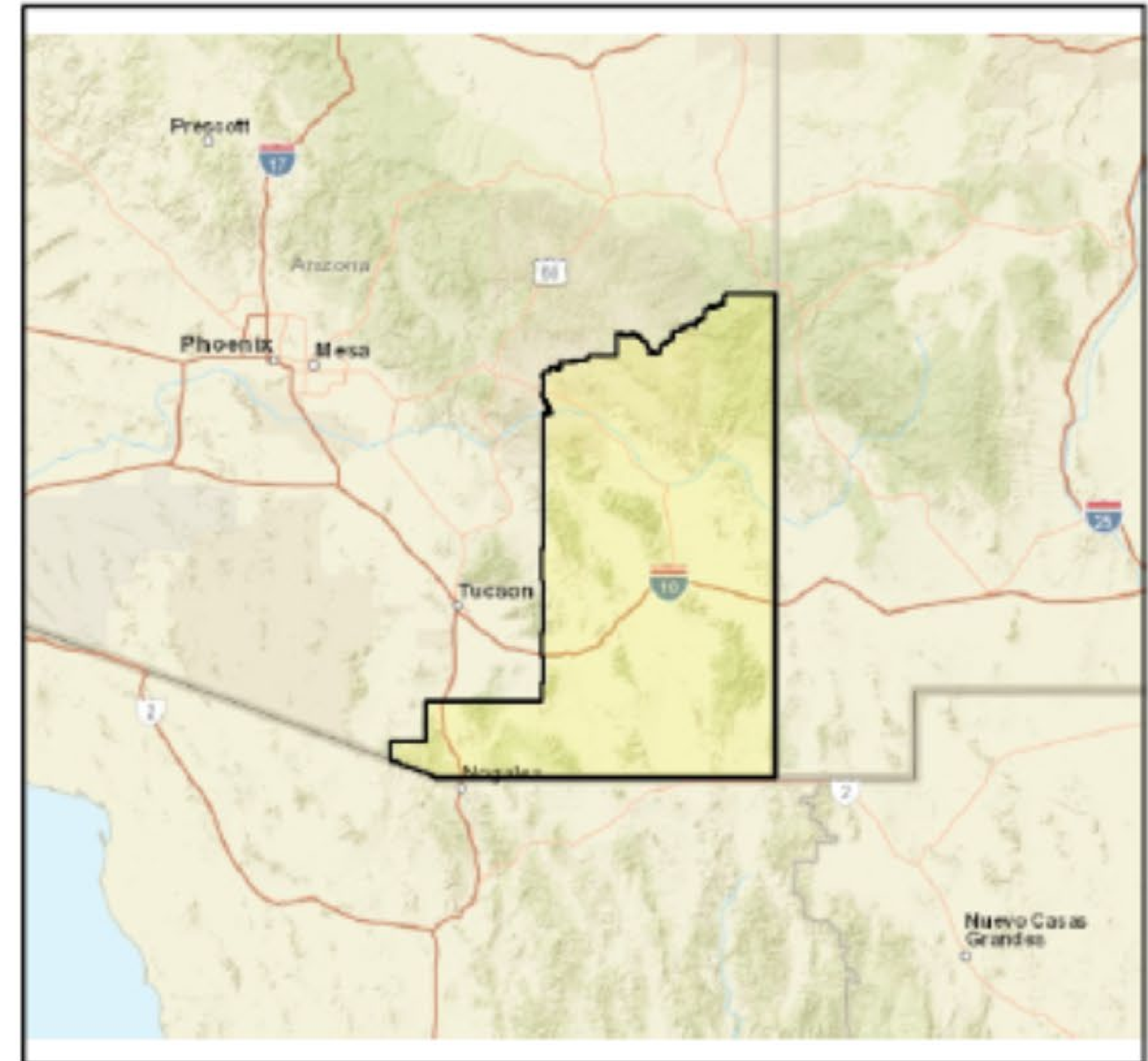


Southeastern Arizona Governments Association



Southeastern Arizona Governments Association has a population of **220,552** with a minority* population of **122,388** or **55.49%**.

Southeastern Arizona Governments Association has **80,583** total households.



About the U.S. Census Bureau's 2017-2021 American Community Survey 5 year Estimates

The American Community Survey (ACS) is a nationwide survey that uses continuous, multi-year sampling to produce estimates for a variety of geographical areas, the smallest being the Census Block Group. MAG uses the 5-year estimates because they provide increased statistical reliability for less populated areas and small population groups. ACS is a sample, meaning that it is not a full census of the population. For the 5 year estimates, surveys are collected from a sample population over the 5 year period. These surveys are then used to create estimates for the whole population. And, because it is an estimate of the whole population, there is a degree of uncertainty in the results. This degree of uncertainty is reflected in the margins of error that are calculated and reported along with the results of the survey. The margins of error are calculated at the 90 percent confidence level, meaning that users of the data can be 90 percent confident that the range reflected in the margin of error contains the true value. The margins of error are not reported on this web site, but are available from the Census at <http://factfinder.census.gov/> or are available upon request from MAG. More information on the methodology of the American Community Survey is available at <http://www.census.gov/acs/>.

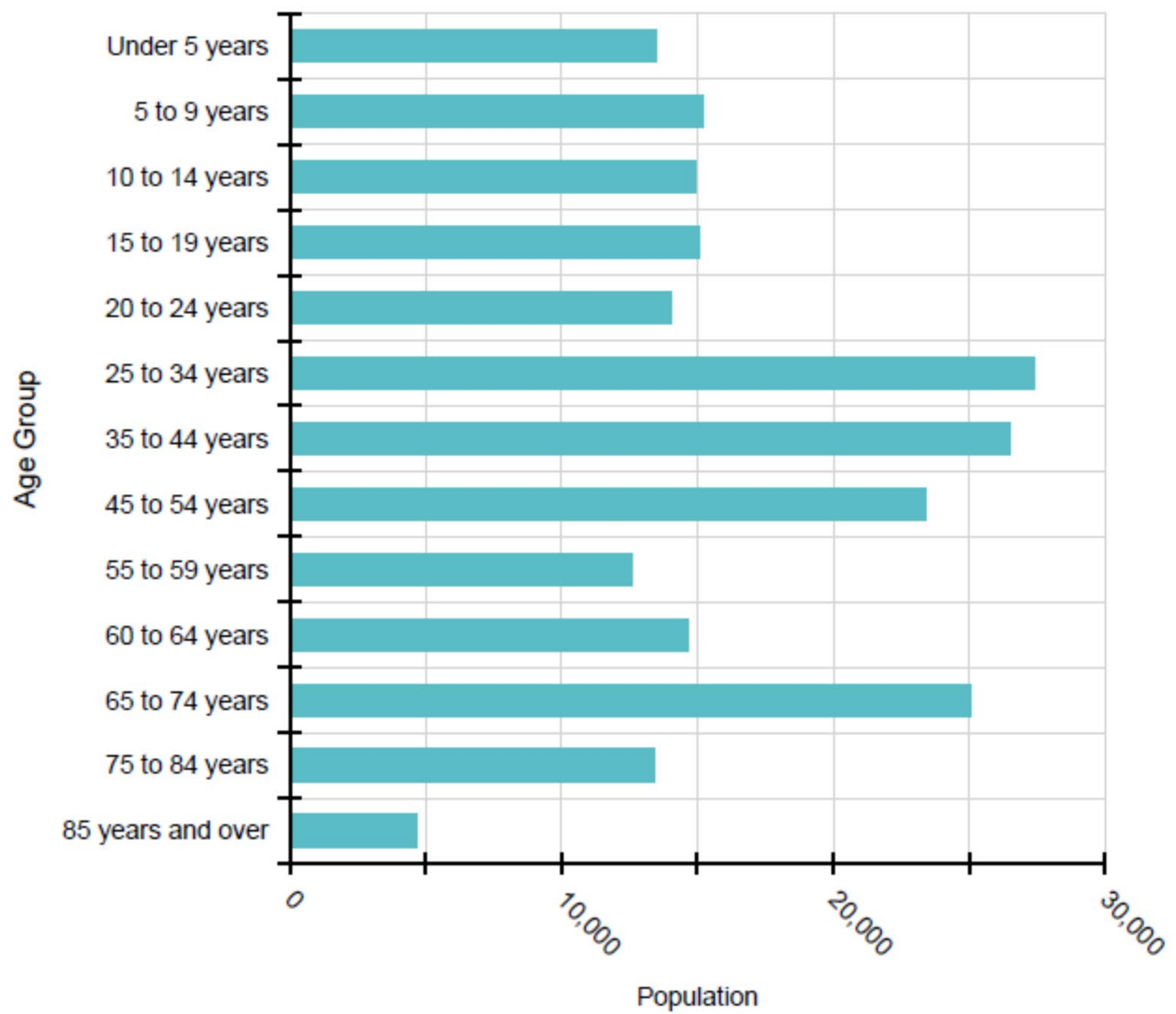
* Minority population is defined as the population that is of any race other than non-hispanic white.

SEAGO REGION DEMOGRAPHIC DATA

American Community Survey 2017-2021 5yr Estimates

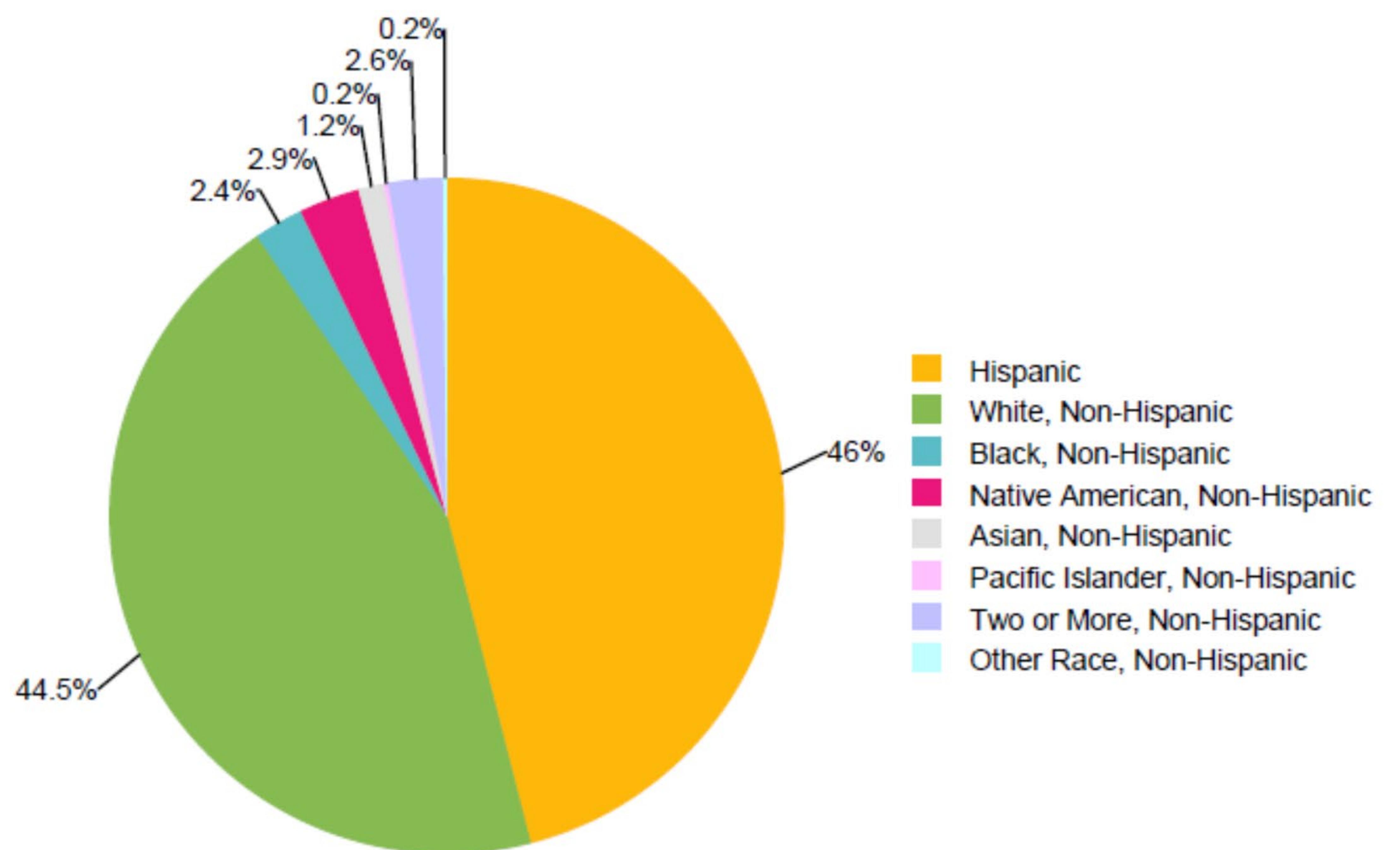
Age		
Name	Total	Percent
Total	220,549	N/A
Under 5 years	13,487	6.1 %
5 to 9 years	15,195	6.9 %
10 to 14 years	14,950	6.8 %
15 to 19 years	15,079	6.8 %
20 to 24 years	14,064	6.4 %
25 to 34 years	27,403	12.4 %
35 to 44 years	26,499	12.0 %
45 to 54 years	23,418	10.6 %
55 to 59 years	12,609	5.7 %
60 to 64 years	14,667	6.7 %
65 to 74 years	25,089	11.4 %
75 to 84 years	13,444	6.1 %
85 years and over	4,645	2.1 %

Universe: Total Population



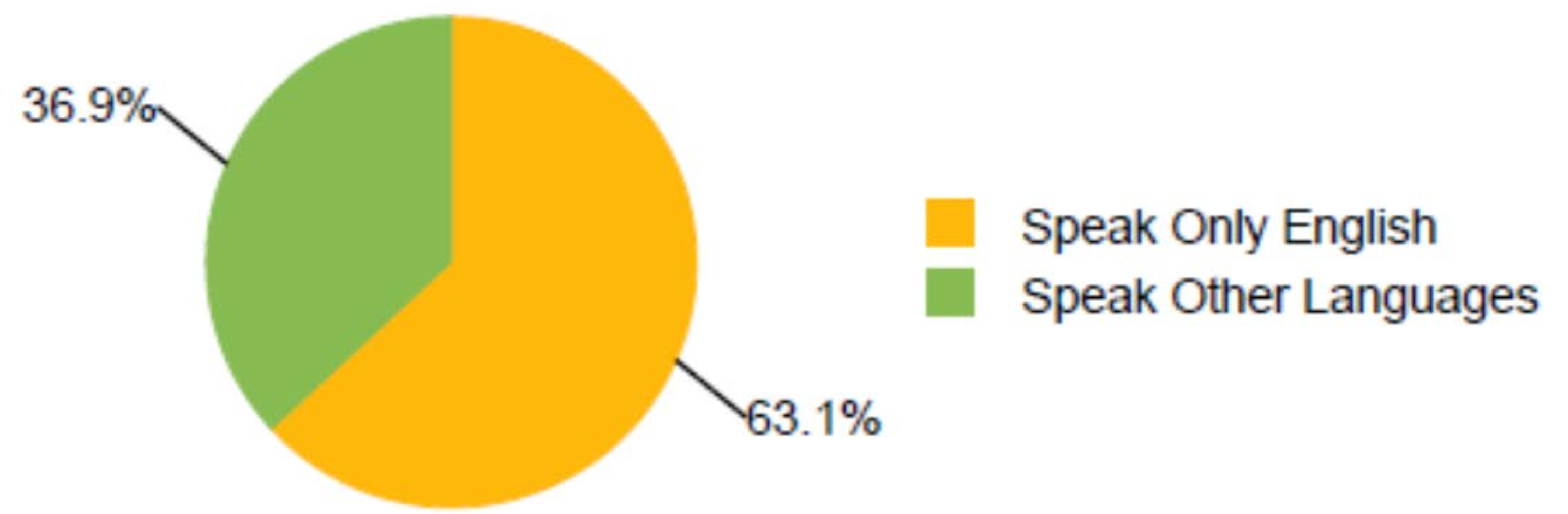
Race and Ethnicity		
Name	Total	Percent
Total	220,552	N/A
Hispanic	101,460	46.0 %
White, Non-Hispanic	98,164	44.5 %
Black, Non-Hispanic	5,208	2.4 %
Native American, Non-Hispanic	6,426	2.9 %
Asian, Non-Hispanic	2,708	1.2 %
Pacific Islander, Non-Hispanic	449	0.2 %
Two or More, Non-Hispanic	5,735	2.6 %
Other Race, Non-Hispanic	402	0.2 %

Universe: Total Population



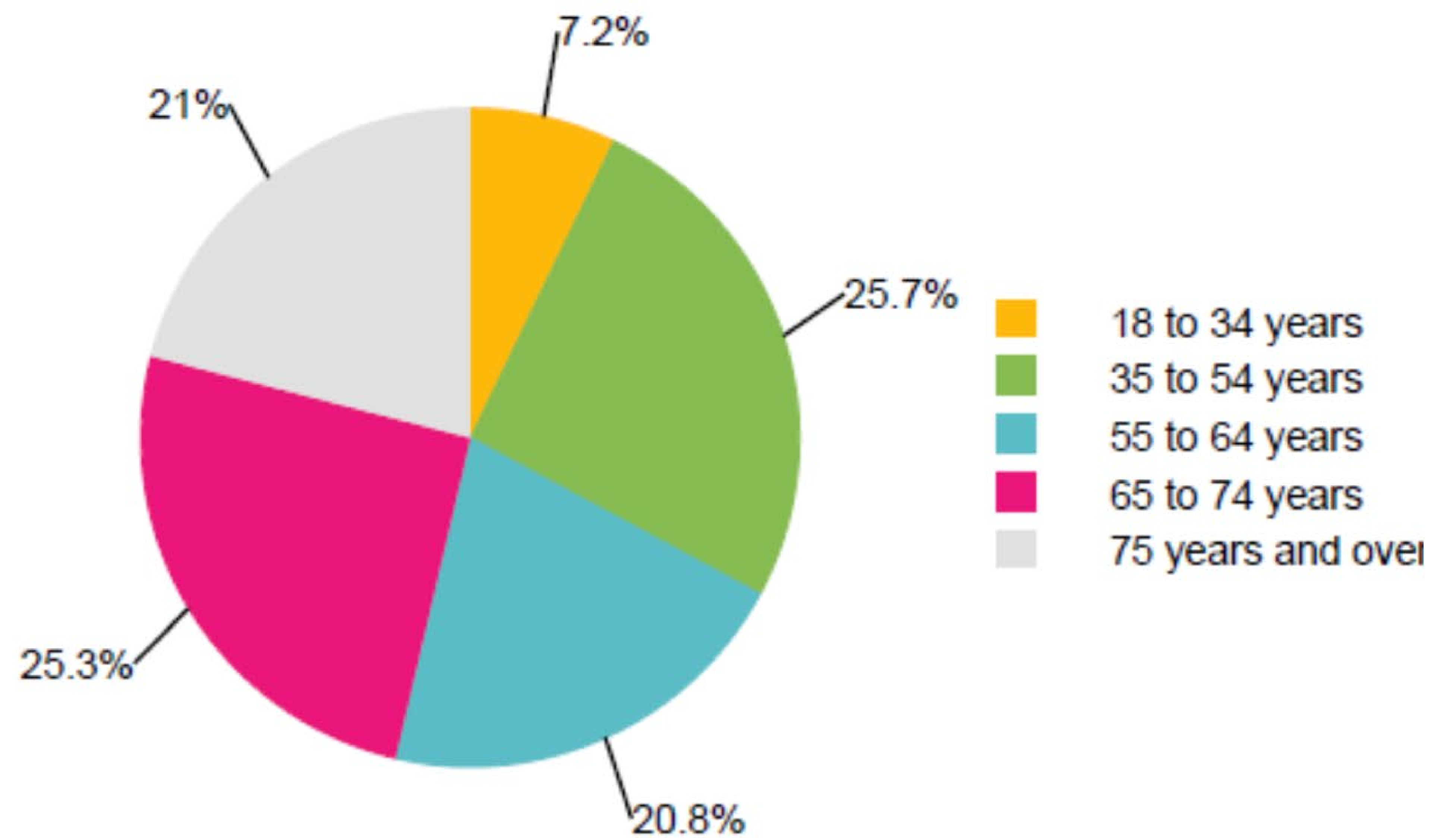
SEAGO REGION DEMOGRAPHIC DATA

Ability to Speak English		
Name	Total	Percent
Speak Only English	130,640	63.1 %
Speak Other Languages	76,425	36.9 %
Speak English "very well"	50,481	N/A
Persons with Limited English Proficiency (LEP)	25,944	N/A
Speak English "well"	12,115	N/A
Speak English "not well"	8,223	N/A
Speak English "not at all"	5,606	N/A



Universe: Population 5 years and over

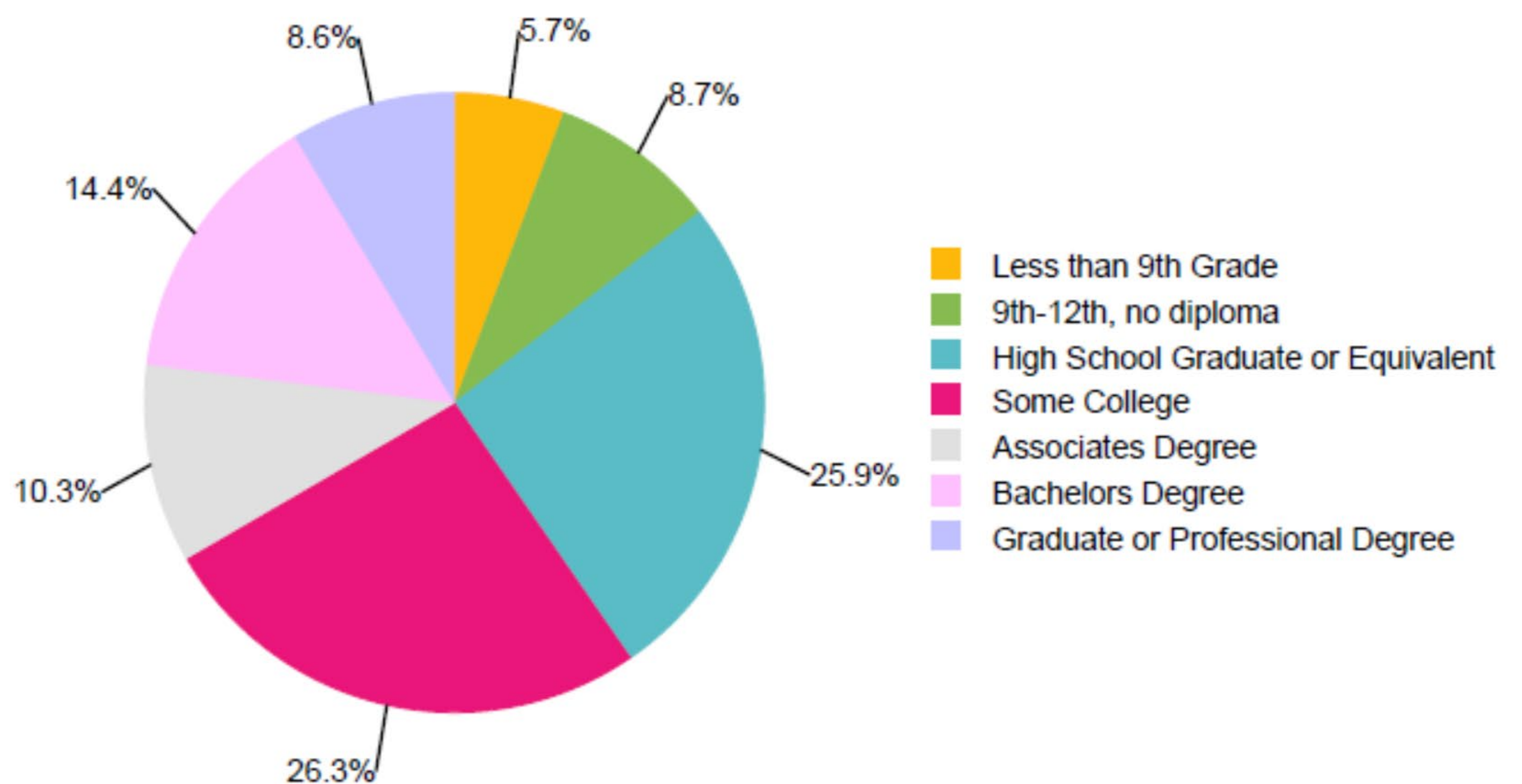
Veterans Status		
Name	Total	Percent
Civilian Population 18 years and over	164,247	N/A
Civilian veterans	21,761	13.2 %
Male	18,612	N/A
Female	3,149	N/A
18 to 34 years	1,559	7.2 %
35 to 54 years	5,593	25.7 %
55 to 64 years	4,525	20.8 %
65 to 74 years	5,512	25.3 %
75 years and over	4,571	21.0 %



Universe: Civilian Population 18 years and over

Educational Attainment		
Name	Total	Percent
Population 25 and over	147,775	100.0 %
Less than 9th Grade	8,473	5.7 %
9th-12th, no diploma	12,920	8.7 %
High School Graduate or Equivalent	38,277	25.9 %
Some College	38,791	26.3 %
Associates Degree	15,288	10.3 %
Bachelors Degree	21,322	14.4 %
Graduate or Professional Degree	12,704	8.6 %

Universe: Population Age 25 Years and Over



SEAGO REGION DEMOGRAPHIC DATA

Household Income (In 2018 inflation-adjusted dollars)		
Name	Total	Percent
Total Households	80,583	N/A
Median Household Income	\$	N/A
Less than \$10,000	5,470	6.8 %
\$10,000 to \$14,999	4,682	5.8 %
\$15,000 to \$24,999	7,609	9.4 %
\$25,000 to \$34,999	8,665	10.8 %
\$35,000 to \$49,999	11,045	13.7 %
\$50,000 to \$74,999	15,328	19.0 %
\$75,000 to \$99,999	10,560	13.1 %
\$100,000 to \$149,999	10,481	13.0 %
\$150,000 to \$199,999	4,305	5.3 %
\$200,000 or more	2,439	3.0 %

Universe: Households

Households		
Name	Total	Percent
Total Households	80,583	N/A
Average Household Size		N/A
Family Households (Families)	53,135	65.9 %
Married-couple family	38,992	N/A
Female householder, no spouse present	9,735	N/A
with own children under 18 years	5,104	N/A
Nonfamily Households	27,448	34.1 %
Householder living alone	23,733	N/A

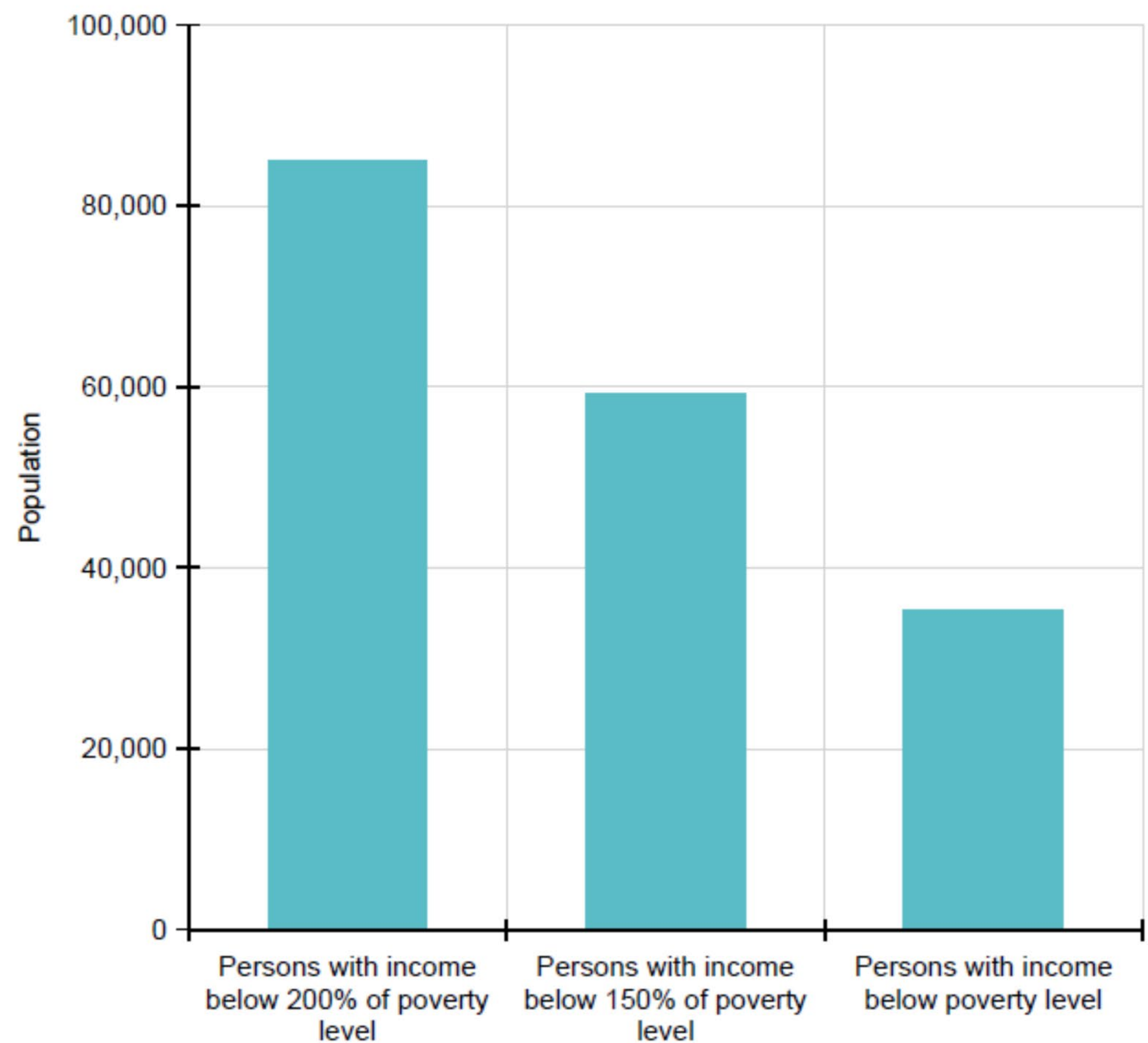
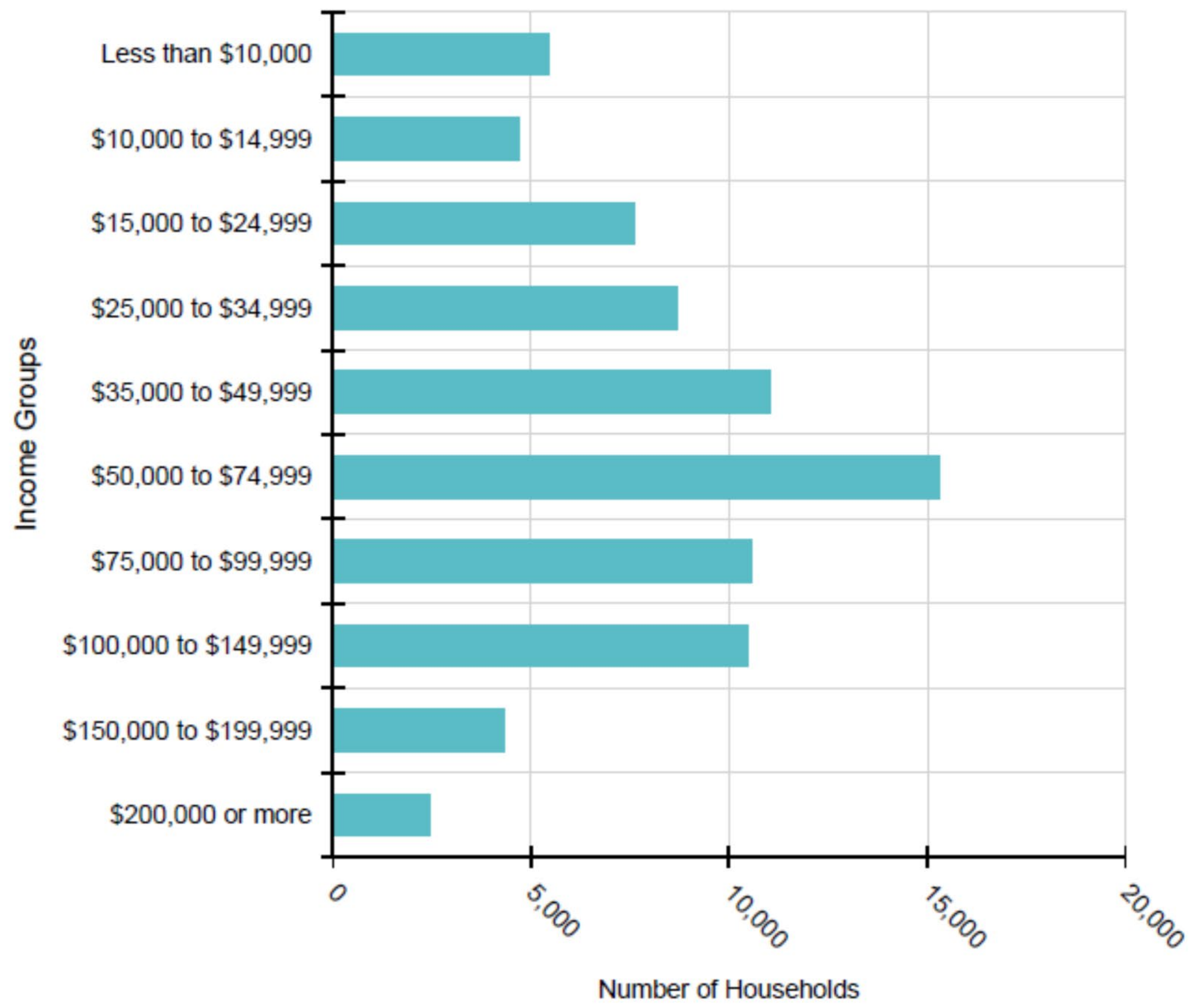
Universe: Households

Poverty Status in the Past 12 Months		
Name	Total	Percent
Persons for whom poverty status is determined	210,260	N/A
Persons with income below poverty level	35,268	16.8 %
Persons with income below 150% of poverty level	59,187	28.1 %
Persons with income below 200% of poverty level	85,004	40.4 %

Universe: Persons for whom poverty status is determined

Poverty Status for Families in the Past 12 Months		
Name	Total	Percent
Total Families	53,135	N/A
Families with income below poverty level	6,620	12.5 %
Married-couple family with related children under 18 years	2,507	N/A
Female householder, no spouse present with related children under 18 years	1,590	N/A
Male householder, no spouse present with related children under 18 years	3,313	N/A
Male householder, no spouse present with related children under 18 years	2,766	N/A
Male householder, no spouse present with related children under 18 years	800	N/A
Male householder, no spouse present with related children under 18 years	685	N/A

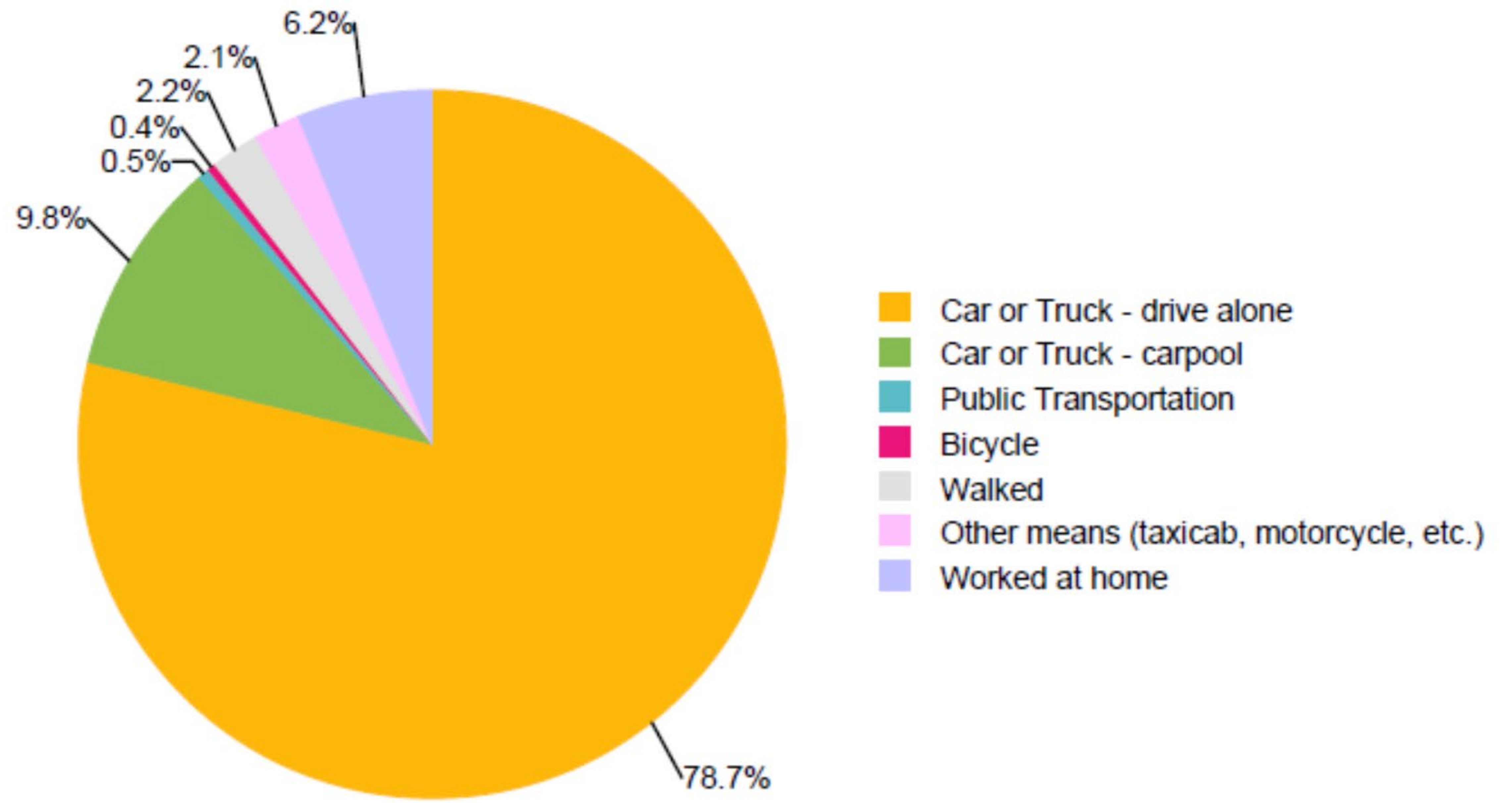
Universe: Families



SEAGO REGION DEMOGRAPHIC DATA

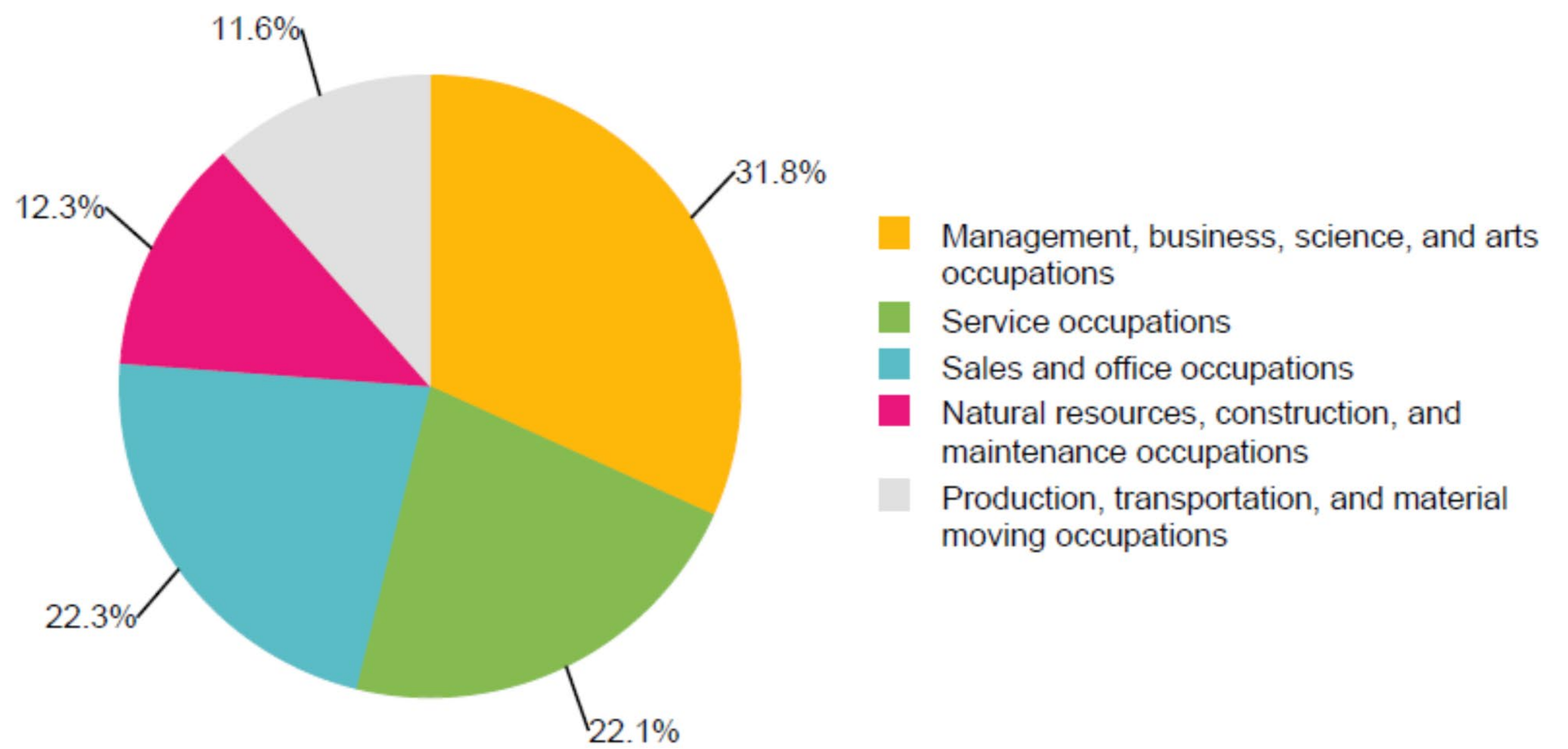
Commuting to Work		
Name	Total	Percent
Workers 16 years and over	82,675	N/A
Car or Truck - drive alone	65,080	78.7 %
Car or Truck - carpool	8,134	9.8 %
Public Transportation	437	0.5 %
Bicycle	322	0.4 %
Walked	1,825	2.2 %
Other means (taxicab, motorcycle, etc.)	1,749	2.1 %
Worked at home	5,128	6.2 %

Universe: Workers age 16 years and over



Occupation		
Name	Total	Percent
Civilian employed population 16 years and over	80,544	N/A
Management, business, science, and arts occupations	25,586	31.8 %
Service occupations	17,778	22.1 %
Sales and office occupations	17,991	22.3 %
Natural resources, construction, and maintenance occupations	9,878	12.3 %
Production, transportation, and material moving occupations	9,311	11.6 %

Universe: Civilian employed population 16 years and over



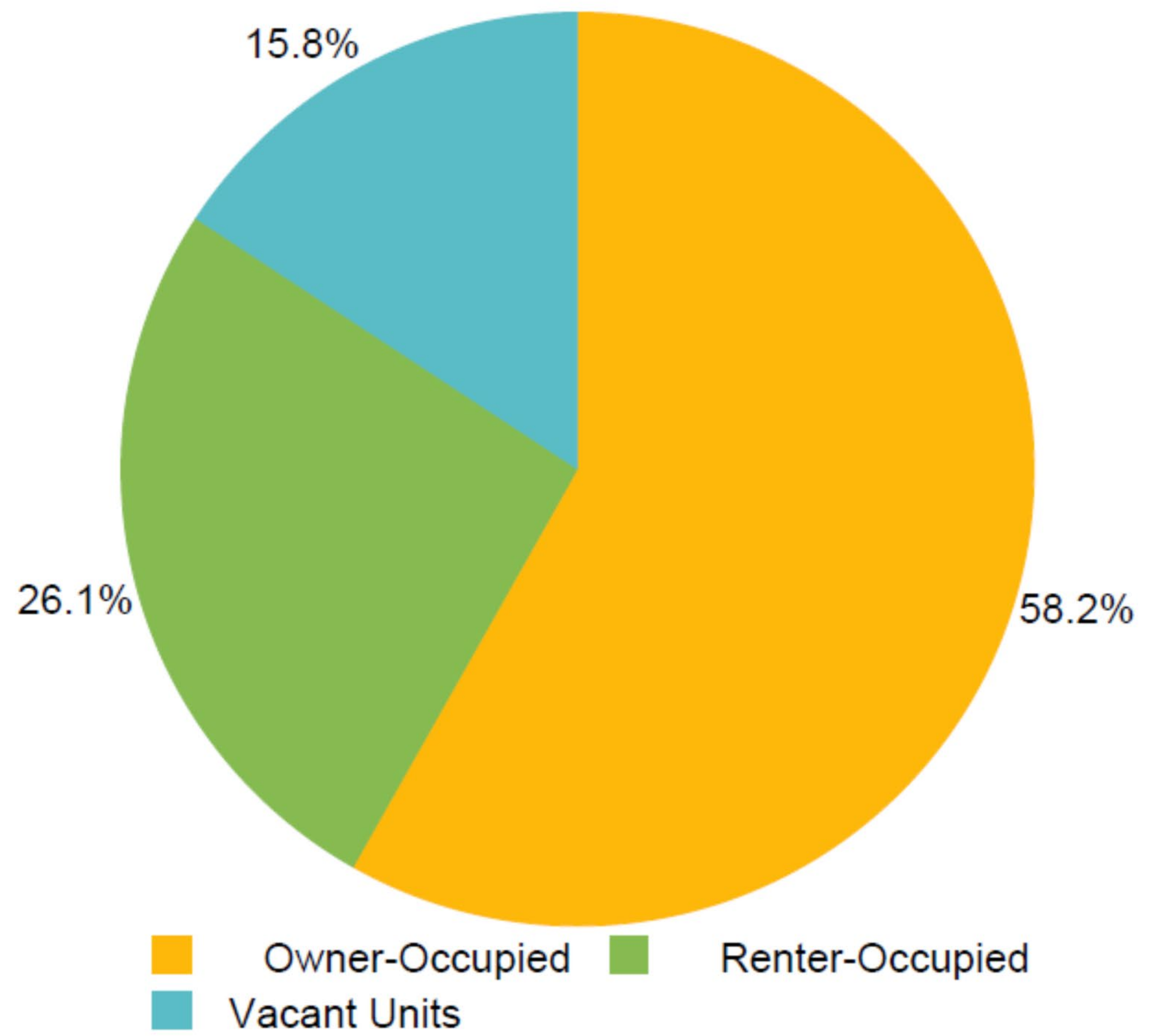
SEAGO REGION DEMOGRAPHIC DATA

Housing			
Name	Total	Percent	Per Sq Mile
Housing Units	95,657	N/A	0.0
Occupied Housing Units	80,583	84.2 %	0.0
Owner-Occupied	55,648	58.2 %	0.0
Renter-Occupied	24,935	26.1 %	0.0
Vacant Units	15,074	15.8 %	0.0
Median Housing Value	\$	N/A	N/A
Median Rent	\$	N/A	N/A

Universe: Housing Units

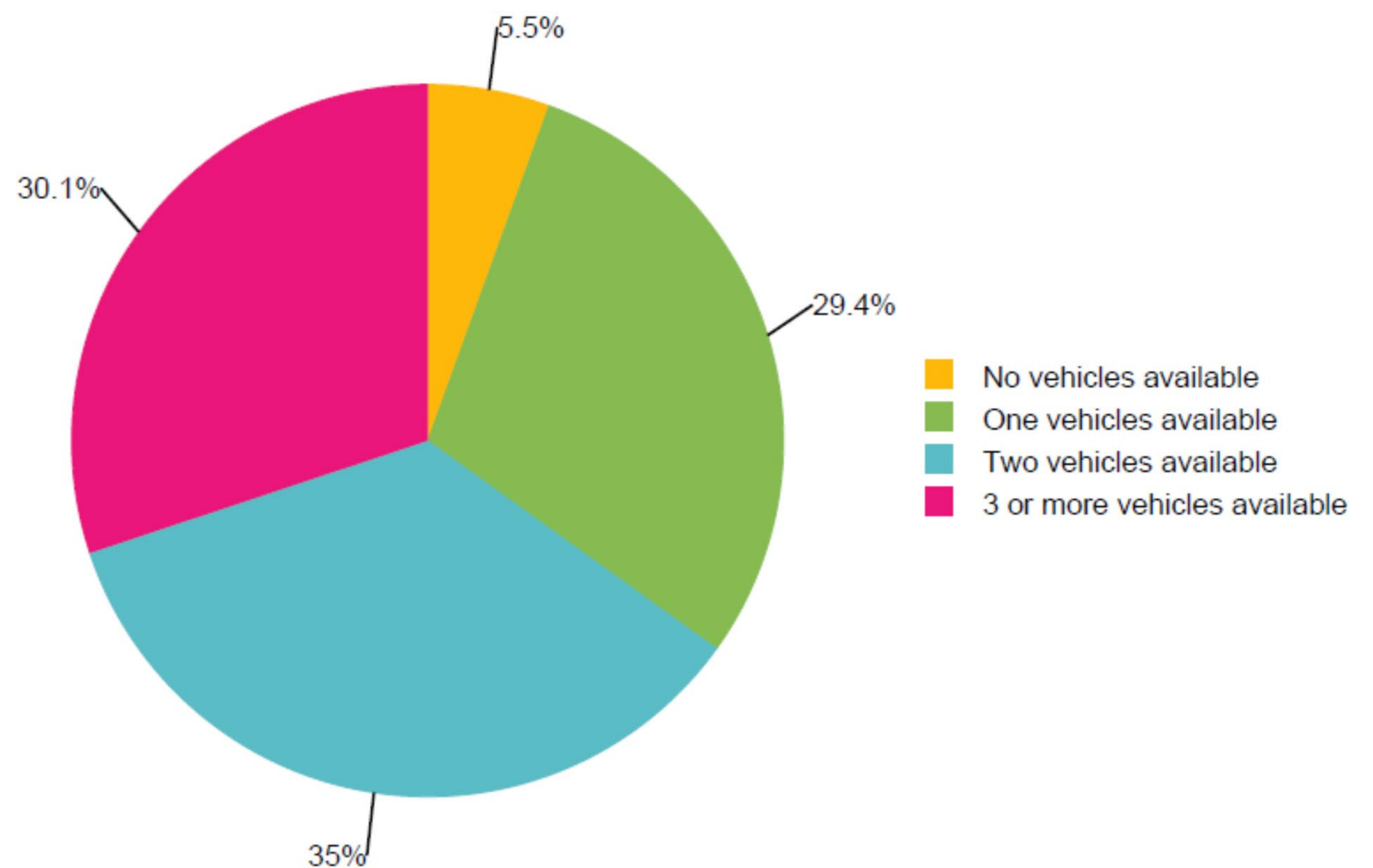
Housing		
Name	Total	Percent
Total Housing Units	95,657	N/A
1, detached	65,379	68.3 %
1, attached	2,882	3.0 %
2 to 9	6,097	6.4 %
10 or more	4,573	4.8 %
Mobile Home	16,367	17.1 %
Boat, RV, van, etc.	358	0.4 %

Universe: Housing Units



Vehicles Available		
Name	Total	Percent
Total Occupied Housing Units	80,584	N/A
No vehicles available	4,459	5.5 %
One vehicles available	23,682	29.4 %
Two vehicles available	28,182	35.0 %
3 or more vehicles available	24,261	30.1 %

Universe: Occupied Housing Units



All demographic data courtesy Maricopa Association of Governments as of 4/11/2023



ATTACHMENT D

SEAGO REGION ONLINE RESOURCES



ONLINE RESOURCES

NATIONAL	STATE	REGIONAL
American Public Transportation Association (APTA)	2-1-1 Arizona	SEAGO Mobility Management
Federal Transit Administration (FTA)	Age Friendly Arizona	SEAGO Area Agency on Aging
Community Transit Association of American (CTAA)	All Aboard Arizona	SEAGOMobility.org
Federal Highway Administration (FHWA)	Rural Transit Assistance Program (RTAP)	SEAGO RMM Facebook
Friends of Transit	Arizona Department of Transportation (ADOT) Transit Programs and Grants	SEAGOTAM.org
SouthWest Transit Association (SWTA)	Arizona Transit Association (AzTA)	
	Arizona Rider Information	

COUNCIL OF GOVERNMENTS (COG) AND METROPOLITAN PLANNING ORGANIZATIONS (MPO)		
Central Arizona Governments (CAG)	Zeena Gagnon	480.474.9300
Central Yavapai Metropolitan Planning Organization (CYMPO)	Amanda Hardt	928.442.5733
Lake Havasu Metropolitan Planning Organization (LHMPO)	Felicia Mondragon	928.753.1374
Maricopa Association of Governments (MAG)	DeDe Gaisthea	602.254.6300
MetroPlan	LaReina Reyes	928.679.8958
Northern Arizona Council of Governments (NACOG)	Tod Morris	928.213.5236
Northern Arizona Intergovernmental Public Transportation Authority (NAIPTA)	LaReina Reyes	928.679.8958
Pima Association of Governments (PAG)	Genine Sullivan	520.495.1093
Southeastern Arizona Governments Organization (SEAGO)	Jessica P. Aguayo	520.432.5301 X 215
Sierra Vista Metropolitan Planning Organization (SVMPO)	Jessica P. Aguayo	520.432.5301 X 215
Sun Corridor Metropolitan Planning Organization (SCMPO)	Zeena Gagnon	480.474.9300
Western Arizona Council of Governments (WACOG)	Felicia Mondragon	928.753.7374
Yuma Metropolitan Planning Organization (YMPO)	Jesus R. Aguilar (JR)	928.783.8911



ATTACHMENT E

SEAGO REGION INTERCITY TRANSPORTATION PROVIDERS



COCHISE COUNTY

Benson/Bisbee/Douglas/Sierra Vista/Hereford/ Palominas

Provider Name: Cochise Connection

Phone Number: 520.417.7400

Address: Douglas Visitor Center, 345 16th Street, Douglas, Arizona 85607

Website: <https://www.douglasaz.gov/399/Cochise-Connection>

Service Information: Service is provided 6 days a week to/from Douglas, Bisbee, Palominas, Hereford, and Sierra Vista, The bus is wheelchair accessible. Schedules are available online at <https://www.douglasaz.gov/399/Cochise-Connection>. Schedules are also available at the Douglas Visitor Center, Bisbee City Hall, and Vista Transit Center.

Benson/Willcox

Provider Name: Amtrak (Sunset Limited)

Phone Number: 1.800.USA.RAIL

Address: 105 East 4th Street, Benson, Arizona 85602 (Located next to Benson Visitor Ctr.)

Website: <https://www.amtrak.com/home.html>

Service Information: Westbound service is provided 3 days a week (Tuesday/Thursday/Sunday) from Benson through Tucson to Los Angeles. Eastbound service is provided 3 days a week (Monday /Thursday/Saturday) from Benson through El Paso to New Orleans. The train schedule is available at: www.amtrak.com/ccurl/762/581/Sunset-Limited-Schedule-031217.pdf.

Douglas

Provider Name: Transporte Direct Shuttle

Phone Number: 602.272.5555

Address: 231 E 1st St, Douglas, Arizona 85607

Website: www.transportedirecto.net

Service Information: Service is provided 7 days a week from Douglas to Tucson and Phoenix. Shuttles depart every two hours from 7:00am to 5:00pm. Vehicles are not wheelchair accessible.

Provider Name: Sergio's Shuttle

Address: 231 E. 1st. St. Douglas, Arizona 85607

Phone Number: 520.805.0555

Website: None

Service Information: Service is provided 7 days a week from Douglas to Tucson and Phoenix. Shuttles depart at 9:00am, 12:00pm, 2:00pm Vehicles are not wheel chair accessible.

Provider Name: Arizona Department of Corrections

Phone Number: 520.364.7521

Address: 6911 N Bdi Blvd, Douglas, Arizona 85607

Website: <https://corrections.az.gov>

Service Information: This is a van pool program that is strictly for Correctional Officers that work at the Douglas Prison Complex. Vans are provided for the Day Shift, Swing Shift, and the Mid Shift. These vans go from Sierra Vista to Bisbee to Douglas Prison Complex daily.

Sierra Vista/Huachuca City/Ft. Huachuca

Provider Name: Huachuca Shuttle

Phone Number: 520.439.0439

Address: 84 S. 2nd. Street, Sierra Vista, Arizona 85635

Website: www.huachucashuttle.com/

Service Information: Service is provided on a reservation basis. Shuttle service is provided from Sierra Vista to the Tucson Airport. Vehicles are not wheelchair accessible.

Provider Name: Slick Shuttle Service

Phone Number: 520.458.1888

Address: 4151 East La Linda Way Suite 105, Sierra Vista, Arizona 85365

Website: www.slicksshuttleservice.com

Service Information: Service is provided on a reservation basis. Shuttle service provides Service to Tucson, Phoenix and all other county wide areas to include statewide transportation. Vehicles are not wheelchair accessible.

Provider Name: Volunteer Interfaith Caregiver Program (VICaP)

Phone Number: 520.459.8146

Address: 2600 E. Wilcox Drive Ste. H-107 Sierra Vista, Arizona 85635

Website: www.vicapsv.org

Service Information: VICaP travels to Tucson from Bisbee, Benson and Sierra Vista, providing rides for medical, dental, and local (Sierra Vista) shopping for those in need.

GRAHAM AND GREENLEE COUNTIES

Safford/Thatcher

Provider Name: Greyhound

Phone Number: 1.800.231.2222

Address: 3775 W Main St., Thatcher, Arizona 85552

Website: www.greyhound.com

Service Information: Service is provided 7 days a week from Thatcher to El Paso and from Thatcher to Phoenix. The bus departs to Phoenix at 10:20am. The bus departs to El Paso at 11:05pm. This route also serves Bylas at 297 E. US Highway 70 and Duncan at 221 US Highway 70. The bus is wheelchair accessible.

San Carlos

Provider Name: San Carlos Apache Nnee Bich'oo Nii Public Transit

Phone Number: 928.475.5023

Address: PO Box 871, Peridot, AZ 85542

Website: <http://scat-tanf.org/> (Schedule)

Service Information: Service is provided Monday through Friday. The bus departs San Carlos to Safford at 6:45am, 10:55am, and 4:45pm. The bus departs Safford to San Carlos at 8:15am, 1:25pm, and 6:30pm. This route also serves Bylas, Fort Thomas, Pima, and Thatcher. Please see website for times and bus stop locations. The bus is wheelchair accessible.

SANTA CRUZ COUNTY

Nogales

Provider Name: Arison Shuttles, LLC

Phone Number: 520.287.6059

Address: 30 N Terrace Ave., Nogales, AZ 85621

Website: <https://www.arisonshuttles.com/>

Service Information: Services are provided to your residence in Tucson or Phoenix. Shuttles depart from Nogales to Tucson every 45 minutes and from Nogales to Phoenix every 45 min. Vehicles are not wheelchair accessible.

Provider Name: Natty's Nogales Shuttle Service

Phone Number: 520.287.8888

Address: 266 W Mix Street, Nogales, Arizona 85621

Website: http://nattysshuttle.com/?page_id=735

Service Information: Service is provided on a reservation basis. Shuttle service is provided from Nogales to the Tucson Airport, Phoenix, AZ and or to your residence or Shuttle location. Vehicles are not wheelchair accessible.

Provider Name: Shuttle Premier

Phone Number: 520.980-6719

Address: 49 N. Terrace Ave., Nogales, AZ 85621

Website: <http://www.shuttlepremier.com/>

Service Information: Services are provided to your residence in Tucson. Shuttles depart from Nogales to Tucson every ½ hr. They are also pick-up in Rio Rico Tubac, Green Valley and Sahuarita. Vehicles are not wheelchair accessible. Groups can be taken if reserved in advance.

Provider Name: Omnibus Express

Phone Number: 520.573.7033

Address: 219 N. Arroyo Blvd. Nogales, Arizona 85621

Website: <http://www.omnibusexpress.com>

Service Information: Service is provided 7 days a week from Nogales to Tucson/Phoenix and provides connections to Las Vegas and Los Angeles from its Phoenix Transit Center

Region Intercity Service Needs & Priorities

1. Intercity Bus Service that connects the Douglas and Bisbee FTA Section 5311 bus systems to the Sierra Vista (Vista Transit) FTA Section 5307 bus system.
2. Intercity Bus Service that connects the Sierra Vista (Vista Transit) FTA Section 5307 bus system to the National Intercity Bus System (Greyhound) in Benson, Arizona.
3. Intercity Bus Service that connects the City of Nogales to the National Intercity Bus System (Greyhound/Omnibus Express) in Tucson, Arizona.
4. Intercity Bus Service that connects the City of Tombstone to Bisbee, Benson, and the National Intercity Bus System (Greyhound) in Benson, Arizona