

SouthEastern Arizona Governments Organization



Title VI Goals and Accomplishments Report

Relating to Transportation Planning and Improvements

August 1, 2025

Prepared by:
SEAGO
1403 Highway 92
Bisbee, AZ 85603
www.seago.org

Contact
Chris Vertrees
cdvertrees@seago.org
520-432-5301 ext 202

SEAGO FY 25 GOALS & ACCOMPLISHMENTS REPORT

I. OVERVIEW

SEAGO

The SouthEastern Arizona Governments Organization (SEAGO) is a regional planning agency which performs and coordinates a variety of functions. Established in 1972, SEAGO is a 501(c) 3, nonprofit organization whose mission is to assist local governments in seeking cooperative solutions to area wide problems; to provide a forum for regional policy development and serve as a coordinating link between municipal, county, tribal, state, and federal agencies. SEAGO is one of six Arizona Councils of Governments (COGs).

SEAGO serves the four counties of Cochise, Graham, Greenlee, and Santa Cruz. SEAGO's programs focus on issues that often cross jurisdictional boundaries. Originally a planning entity, SEAGO's operational scope has expanded considerably since its inception to include planning as well as project programming and implementation activities in the areas of housing, economic development, social services, transportation, the environment, and public transit.

The SEAGO Transportation Program assists member entities and other organizations with programs administered through the Arizona Department of Transportation (ADOT). Each community within the region is eligible for funding for transportation infrastructure or public transit projects from various programs, which is often done through competitive application processes. SEAGO's Transportation Program conducts the processes through which ADOT administered funding sources are accessed and provides technical support, data, and other information to communities or organizations within the SEAGO region when applying for ADOT or transportation related grants.

SEAGO/ADOT Relationship

State transportation agencies such as ADOT are the principal recipients of Federal-aid Highway Funds for transportation planning and infrastructure improvements. ADOT has the authority to delegate project administration and management to subrecipients and Local Public Agencies (LPAs) including "any city, county, township, municipality, or other political subdivision that may be empowered to cooperate with the State transportation department in highway matters" (23 CFR 635.102).

As described above, SEAGO receives planning funding from ADOT to perform a defined annual scope of work that consists of assisting ADOT in carrying out certain transportation related planning activities within the four-county SEAGO region. Because SEAGO is a sub recipient of federal funding through ADOT, SEAGO is considered an LPA. As an LPA, SEAGO is required to carry out its transportation planning duties and obligations in accordance with all applicable federal requirements.

One such requirement is Title VI of the Civil Rights Act of 1964, which requires outreach to underserved groups. Among other requirements, Title VI specifically mandates that "No person in the United States shall on the grounds of race, color, or national origin be excluded from participation in, denied the benefits of, or subjected to discrimination under any program or activity receiving Federal financial assistance." (42 USC 2000d).

Unlike LPAs implementing transportation infrastructure or public transit projects, these planning activities have a limited impact on the underserved populations protected under Title VI. For example

SEAGO FY 25 GOALS & ACCOMPLISHMENTS REPORT

an LPA who is providing public transit services might adversely impact underserved populations when making decisions such as which routes to cut in response to reductions in funding and the need to improve efficiencies, whereas SEAGO's administration of the application and ranking process through which public transit providers are awarded ADOT funding would have a much narrower exposure to adversely impacting underserved populations.

Although adverse impacts on underserved populations from SEAGO's planning activities will be limited in most cases, this does not relieve the agency from its obligation to comply with Title VI requirements. To that end, SEAGO has developed a Title VI Implementation and Public Participation Plan, which sets forth how SEAGO will ensure underserved populations are provided meaningful opportunities to become involved in the transportation planning process within the SEAGO region. This Title VI Report and Update describes the progress SEAGO has made in implementing the Title IV Implementation and Public Participation Plan.

II. SUMMARY OF PUBLIC OUTREACH AND INVOLVEMENT ACTIVITIES

Targeted Public Involvement Activities

Underserved populations are less likely to become involved in the transportation planning process unless a special effort is made to reach out to them. These populations include, but are not limited to:

- Minority (Hispanic and/or non-white) community members.
- Low-Income community members.
- Physically and mentally challenged community members.
- People who may rely on alternative transportation.
- People with limited English proficiency.
- Aging individuals.

By making a reasonable effort to include these populations, SEAGO ensures that the opportunity exists for the interests and input of all residents to be given equal consideration. SEAGO's Title VI Implementation and Public Participation Plan include a Public Participation Toolbox which is a comprehensive listing of various public outreach activities that may be utilized to enhance public participation. There are numerous and varied techniques/activities to provide the opportunity for public involvement. Any combination and number of these may be used depending on the scope of the specific plan, program, or project.

Due to the current limitations of planning resources, SEAGO has chosen to focus on public outreach activities required by law and those most likely to reach underserved populations, while preserving resources that may be needed to provide special accommodations to include these individuals during the planning process, such as translation of materials for Limited English Proficiency (LEP) individuals, or those who are hearing and visually impaired. ***In FY25, public outreach and involvement consisted of the following activities selected from the Toolbox:***

SEAGO FY 25 GOALS & ACCOMPLISHMENTS REPORT

E-mail – This has been used extensively to communicate notices of meetings or public hearings to SEAGO's membership, the general public and underserved populations (more specifics below).

Contact Lists – SEAGO has developed a Title VI contact distribution list which consists of individuals and agencies that serve the underserved populations protected under Title VI. Notices of all SEAGO meetings, including the SEAGO Executive Board, the Administrative Council, the Technical Advisory Committee (TAC), and any committees or subcommittees thereof, are distributed via e-mail to the Title VI Contact list so that they are provided with the opportunity to participate in and/or comment on SEAGO planning activities. The e-mail notice asks the providers serving underserved populations to inform those individuals they serve of the opportunity to participate, the date, time, and location of the event.

Internal Communications – In addition to transportation planning, SEAGO functions as the four-county Area Agency on Aging, which provides a wide range of services to the aging individuals in the region. This connection provides a unique opportunity to involve this underserved sector in SEAGO planning activities.

Meetings – Underserved populations are invited to participate in all SEAGO meetings (see Contact List [above] and Public Notice [below] for details). To facilitate participation, a call-in number is provided for individuals who are unable to attend the meetings in person.

Newsletter – SEAGO currently produces a newsletter that is distributed to a broad range of stakeholders and service providers, many of which serve underserved populations protected under Title VI.

Press Releases – Press releases are used when a study or plan is available for public comment, and to notify the general public of the opportunity to comment, and when Activities such as public hearings will be held.

Public Meetings/Hearings – The Title VI Contact distribution list is used to inform underserved populations of any public meetings or hearings.

Public Notices – These are a requirement for all SEAGO meetings, which are conducted in compliance with the Arizona Open Meeting Law. As discussed above, public notices are also distributed to the Title VI Contact distribution list. Public notices include reasonable accommodations for individuals with disabilities, or with special needs, e.g. sign language interpreters. SEAGO includes the name of the SEAGO Title VI Coordinator as the point of contact person, telephone number, e-mail address, and the deadline for response from those with special needs. SEAGO typically distributes notices of meetings at least a week in advance of any meetings.

Website Notices – All notices of SEAGO meetings, public hearings or public comment periods are posted to the SEAGO website.

Virtual Public Participation

COVID-19 significantly changed the way we interact with the public. However, it hasn't changed the requirements for public participation in the planning process. To address these new demands and in addition to our standard Public Participation Toolbox, SEAGO has adopted the following strategies to support our standard public participation toolbox:

SEAGO FY 25 GOALS & ACCOMPLISHMENTS REPORT

Standardized Meeting Platform: SEAGO utilizes a single virtual meeting platform for all SEAGO meetings, training, and public involvement activities. This ensures SEAGO staff are proficient in utilizing our meeting platform and its tools.

Public Involvement Planning (PIP): Prior to beginning a planning activity a Public Involvement Plan is developed for each project. The PIP identifies virtual outreach methods for potentially underserved populations. This includes a 4-Factor Analysis of the planning area to be affected.

Meeting Notification: In addition to our standard notification tools, SEAGO utilizes social media platforms such as Facebook and Twitter to promote public engagement activities. SEAGO also partners with planning stakeholders to advertise SEAGO meetings, surveys, and workshops on their agency websites.

Online Surveys: All SEAGO planning surveys are made available online.

Mapping/GIS Engagement: SEAGO develops and incorporates GIS mapping tools in a majority of our presentations. This provides visual support for SEAGO planning activities.

Hybrid Meetings: All in-person SEAGO Public Meetings include an optional virtual meeting component.

Meeting Recordings: All SEAGO virtual meetings are recorded and made available to the public.

Google Translate: All SEAGO websites/pages now have a Google Translate option.

SEAGO understands the need to keep the public aware of our transit planning activities. In addition to posting meeting agendas on our website and offices, meeting notices and agendas are distributed via email to agencies that provide direct services to Title VI protected populations. We request that they make their clients aware of these opportunities for public involvement by posting the meeting notice at their office locations, websites, or social media pages. ***The following is our current email list of agencies that assist us in distributing our notices and opportunities for public involvement:***

Agency Name	Service Area
Arizona Department of Economic Security (DES)	State of Arizona
City of Benson – Benson Area Transit (BAT)	Benson and St. David
City of Bisbee – Bisbee Bus	Bisbee and Naco
City of Douglas – Douglas Rides/Cochise Connections	Douglas, Elfrida, Sierra Vista
City of Sierra Vista – Vista Transit	Sierra Vista
City of Nogales – Nogales Rides	Nogales
City of Willcox	Willcox
Cochise County Health and Social Services	Cochise County
Community Provider of Enrichment Services, Inc.	Southeast Arizona
(CPES) Douglas ARC (DARC)	Douglas and Elfrida
Easter Seals Blake Foundation	Southeast Arizona
Graham County Rehabilitation Center (GCRC)	Graham County
HOPE Inc.	Southeast Arizona

SEAGO FY 25 GOALS & ACCOMPLISHMENTS REPORT

Legacy Foundation of Southeast Arizona Pinal	Southeast Arizona
Hispanic Council	Nogales, Rio Rico, Douglas
Premier Alliances	Bisbee and Sierra Vista
Santa Cruz Training Program	Santa Cruz County
Southeastern Arizona Community Action Program (SEACAP)	Southeast Arizona
Southeastern Arizona Community Unique Services (SEACUS)	Graham County
Senior Citizens of Patagonia	Elgin, Patagonia, and Sonoita
St. Vincent De Paul	Douglas
Town of Huachuca City	Huachuca City and Tombstone
Volunteer Interfaith Caregiver Program (ViCAP)	Sierra Vista, Benson, Hereford
Women's Transition Project	Cochise County

General Public Involvement Activities

The following is a list of the meetings and other activities that were open to the public or open for public comment during FY25:

45-day Public Comment Period on the ***Draft SEAGO Region Transportation Improvement Plan (TIP)***. The purpose of this activity was to solicit public comment on the FY25-29 Draft TIP.

Four (4) Advisory Council on Aging (ACOA) meetings: held quarterly at the United Methodist Church in Willcox. The purpose of these meetings is to make recommendations to the Administrative Council and Executive Board relating to programs administered by the SEAGO AAA, including public transportation funding for senior citizens and individuals with disabilities in the SEAGO region.

Four (4) Transit Coordination meetings, held quarterly in Cochise and Graham Counties. The purpose of these meetings is to enhance coordination, leverage resources and increase efficiencies among the public transit providers, and to provide information and technical assistance to the providers who need it.

Six (6) Technical Advisory Committee (TAC) meetings are held bi-monthly via Zoom. Twice a year in March and November, hybrid meetings are held at Cochise College in Benson. The purpose of these meetings is to include local governments in the regional transportation planning process. These communities compete for local project funding from various federal aids highway programs. The TAC ranks funding applications, approves TIP amendments, recommends transportation planning policies and procedures, and provides project updates at these meetings. All recommendations by the TAC are forwarded to the Administrative Council and Executive Board for final consideration and approval,

SEAGO FY 25 GOALS & ACCOMPLISHMENTS REPORT

Four (4) Administrative Council meetings, held in August, November and February in Benson, Arizona. The purpose of these meetings is to conduct SEAGO business, including recommending to the Executive Board the approval of funding applications, TIP approvals and other business relating to SEAGO programs.

Four (4) Executive Board meetings, held in August, November, February and May at various locations throughout the region. The purpose of these meetings is to conduct SEAGO business, including the approval of funding applications, TIP approvals and other business relating to SEAGO programs.

Three (3) combined Administrative Committee and Executive Committee meetings held telephonically. These committees are comprised of the officers of the Administrative Council and Executive Board. The purpose of these meetings is to conduct business in between regularly scheduled meetings of the Administrative Council and Executive Board, including recommending to the Executive Board the approval of funding applications, TIP Approvals and other business relating to SEAGO programs.

Thirteen (13) PASS Training Workshops, SEAGO receives FTA Section 5310 funding to provide a rural Arizona Training Program. All training courses are open to the public free of charge and focus on improving passenger/driver safety and improving rider access to local transit systems.

Specialized Public Involvement Activities

In FY25, in an effort to support our regional planning efforts, ***SEAGO conducted two specialized public involvement efforts to introduce the community to the region's public transportation planning projects:***

Nogales Area Transit Feasibility Study In March 2023, SEAGO was awarded an ADOT 5305 Planning Grant to develop a Nogales Area Transit Feasibility Study. The purpose of the study was to evaluate the feasibility of an FTA Section 5311 Program that would serve Santa Cruz County including Nogales and Rio Rico communities. The following actions were taken to solicit public participation involving the Study:

- Flyers printed in English and Spanish agencies that provide direct services to Title VI protected populations.
- Press releases in English and Spanish to the local newspapers of Nogales and greater Santa Cruz County notifying of the Study.
- Public Involvement Plan including 4-Factor Analysis completed for the Study Area.
- Digital surveys developed for the General Public, local businesses, and local social service agencies in both English and Spanish.
- Stakeholder Meeting with transit providers and community leaders.
- Public Notices distributed to our Title VI email distribution list.
- Invitations to the SEAGO Executive Board/Administrative Council, all area transit providers, medical providers, business leaders and social service agencies that support Title VI populations.
- Website: Meeting notices were posted on www.seago.org and our companion Mobility Management site www.seagomobility.org.
- TAC meeting held jointly with Regional Coordination Meeting.
- Study posted on www.seago.org and www.seagomobility.org for a 30-day public comment period.

The following table reflects the ethnicity and gender of attendees to our Transit Feasibility Study public meeting.

SEAGO FY 25 GOALS & ACCOMPLISHMENTS REPORT

Date	Name of Activity	Ethnicity				Gender	
		White	Hispanic	Native American	Other	Male	Female
8/22/24	Project TAC Meeting	15	9	0	0	8	16
	Totals	15	19	0	0	2	12

Bisbee Route Efficiency Study In March 2024, SEAGO was awarded an ADOT 5305 Planning Grant to conduct a route efficiency study for the City of Bisbee bus system. The purpose of the study was to review the Bisbee Bus system to identify potential efficiencies involving route structure, administration, and funding. The following actions were taken to solicit public participation involving the Study:

- Flyers printed in English and Spanish agencies that provide direct services to Title VI protected populations.
- Public Involvement Plan including 4-Factor Analysis completed for the Study Area.
- Press releases in English and Spanish to the local newspapers of Nogales and greater Santa Cruz County notifying of the Study.
- Digital and printed surveys were developed for system riders, general public, and drivers. Surveys were provided in both English and Spanish.
- Project planning meeting with key stakeholders and system operators.
- Project kick-off meeting with transit operators and community stakeholder.
- TAC meeting held jointly with Regional Coordination Meeting
- Multiple Ride-a-Longs on the buses. This allowed us to directly communicate with riders and drivers.
- Public Notices distributed to our Title VI email distribution list.
- Invitations to the SEAGO Executive Board/Administrative Council, all area transit providers, medical providers, business leaders and social service agencies that support Title VI populations.
- Website: Meeting notices were posted on www.seago.org and our companion Mobility Management site www.seagomobility.org.
- Study posted on www.seago.org and www.seagomobility.org for a 30-day public comment period.

The following table reflects the ethnicity and gender of attendees to our Transit Feasibility Study public meeting.

Date	Name of Activity	Ethnicity				Gender	
		White	Hispanic	Native American	Other	Male	Female
9/5/24	Project Kickoff Meeting	3	6	0	0	2	7
1/30/25	Joint Coordination/Project TAC Meeting	14	9	0	0	7	16
6/12/25	Stakeholder Meeting	7	4	0	1	5	7
	Totals	24	19	0	1	14	30

SEAGO FY 25 GOALS & ACCOMPLISHMENTS REPORT

III. TITLE VI TRAINING/TECHNICAL ASSISTANCE

Training

SEAGO staff are trained annually involving Title VI. Training content includes the online location of the SEAGO Title VI Plan, the protected classes, the Title VI Coordinator contact information, our complaint procedures, and the onsite and online location of our Title VI Complaint Form. ***Title VI Training was conducted on the following dates:***

April 7, 2025 – 20 staff were trained.

Two (2) SEAGO transportation staff participated in the **ADOT CRO Annual FHWA Title VI Training (in-person)** on June 13, 2025.

SEAGO transportation staff participated in the **ADOT 5310/5311 Implementation Workshops** on October 28-29, 2025, as well as the 5310 Application Workshop on January 22, 2025, and the AZTA conference April 15, 2025. All of these workshops included Title VI Training.

Technical Assistance

Title VI is a routine agenda item for our Transit Coordination Meetings. During these meetings, SEAGO discusses current Title VI issues with our 28-agency coordination group. We offer an opportunity to ask questions and to clarify information.

During the FTA Section 5310 application process, SEAGO assisted 4 agencies with Title VI data collection.

IV. PROGRAM AREA REVIEWS

In FY 2025, SEAGO conducted three (3) internal program reviews:

1. Website – SEAGO reviewed its Title VI website to ensure necessary documents were available. The site was checked for the Public Notice, Complaint Procedures, Title VI Plan, Complaint Form, Goals and Accomplishment Report were present and accessible. Ensured Title VI Coordinator Information was accurate and easily accessible. ***No issues were found.***
2. Public Meeting Notices – Public meeting notification processes were reviewed to ensure meetings notices were posted in a timely manner, that meeting notices and agendas are distributed via email to agencies that provide direct services to Title VI protected populations, and that the following statement is conveyed on each meeting agenda in both English and Spanish: “Individuals with disabilities who require special accommodations may contact Jessica Aguayo at (520) 432-5301 extension 212 at least 72 hours before the meeting time to request such accommodations.” ***No issues were found.***
3. Outreach Materials – SEAGO reviewed several outreach materials developed to ensure that they were provided in both English and Spanish. ***No issues were found.***

Sub-recipient-Reviews: No sub-recipient reviews were conducted, as SEAGO had no Sub-recipient

ADOT TITLE VI PROGRAM REVIEWS

No ADOT Title VI Site visits were conducted in FY 25. On 4/18/24, SEAGO underwent an ADOT

SEAGO FY 25 GOALS & ACCOMPLISHMENTS REPORT

Site/Visit Audit of our Title VI Program. Three (3) deficiencies were found. Corrective action was completed and submitted to ADOT. Corrective action was accepted by ADOT.

V. LIMITED ENGLISH PROFICIENCY (LEP)

Demographic information from the U.S. Census Bureau, 2019-2023 American Community Survey (ACS) 5-Year estimates indicates that approximately 46 percent of the region's population is Hispanic or Latino of any race. According to the American Community Survey 25,944 (or approximately 12.5% of the region's population) reported that they spoke English less than very well.

Careful consideration is given to the potential impacts from SEAGO's specific planning activities to the underserved populations. Only when the scope of a proposed project or plan has the potential to significantly impact individuals with language barriers or special needs will pertinent materials or services be prepared in alternative formats without having been specifically requested, i.e. special language translations, interpretation or sign language services, large print, Braille, audio/video, etc. ***In FY 2025, SEAGO received no requests for LEP services.***

VI. DEMOGRAPHIC COMPOSITION OF THE SEAGO REGION

SEAGO collects, reviews, and analyzes demographic data annually to develop a demographic profile (baseline) for the region. ***SEAGO uses the most current ACS Estimates from the U.S. Census data*** to identify minority, low-income, age 65+, disabled, and limited English proficient populations (see table above). The demographic profile below summarizes the data for these population groups by U.S. Census Tract.

Population & Households			Census Block Groups			
Category	SEAGO		Number of block groups ≥ Area Percentage	% Block Groups	Affected Population	% of Affected Population Captured in Census Block Groups
	Total	Percent				
<i>Population Base</i>	222,272	N/A	184	100.0 %	N/A	N/A
<i>Minority</i>	121,492	54.7%	74	40.2%	79,053	65.1%
<i>Below Poverty Level</i>	35,688	16.8%	77	41.8%	25,854	72.4%
<i>Age 65+</i>	46,332	20.8%	92	50.0%	32,424	72.4%
<i>Population with a Disability</i>	34,419	16.3%	86	46.7%	20,643	60.0%
<i>Limited English Proficient Persons</i>	26,657	12.7%	86	46.7%	24,692	92.6%

Source: U.S. Census Bureau 2019- 2023 Year estimates.
ACS data are based on a sample and are subject to sampling variability.

SEAGO FY 25 GOALS & ACCOMPLISHMENTS REPORT

Communities of concern are census tracts that have a significant concentration of underserved populations, such as households with low incomes and minorities. SEAGO transportation planning area includes four counties with vastly different demographic profiles. Therefore, SEAGO analyzes each county to identify thresholds of communities of concern. The threshold for Limited English Proficiency (LEP) population follows federal guidance at 5% or 1,000 people of people within a census tract, whichever is less. The following table reflects the planning thresholds for each county:

Project Location	Planning Threshold by Population Type				
	Minority	LEP	Elderly: 65+	Below Poverty Level	Disabled
Cochise	45.4%	5%	24.2%	15.5%	18.4%
Graham	46.9%	5%	14.3%	17.7%	15.2%
Greenlee	54.1%	5%	13.9%	10.8%	13.5%
Sanat Cruz	84.7%	5%	23.4%	20.2%	12.5%
Region Wide	54.7%	5%	20.8%	16.8%	16.3%

The SEAGO Regions full demographic profile can be found in Attachment A.

VII. PUBLIC PARTICIPATION DATA

In FY25, SEAGO hosted 6 Transit Coordination Meetings. There has been extensive participation on the part of public transit providers who serve the underserved populations of Cochise, Graham, Greenlee and Santa Cruz Counties. The following table reflects the ethnicity and gender of meeting attendees:

SEAGO PUBLIC MEETINGS		ETHNICITY				GENDER	
Date	Name of Meeting	White	Hispanic	Native American	Other	Male	Female
08/22/2024	Regional Transportation Coordination Meeting (Benson)	15	9	0	0	8	16
01/30/2025	Regional Transportation Coordination Meeting (Benson)	14	9	0	0	7	16
06/10/2025	Graham/Greenlee County Transportation Coordination Meeting (Safford)	4	2	0	0	1	5
06/17/2025	Cochise/Santa Cruz County Transportation Coordination Meeting (Benson)	10	5	0	0	9	6
	Totals	43	25	0	0	25	43

SEAGO FY 25 GOALS & ACCOMPLISHMENTS REPORT

In FY25, SEAGO hosted 13 Training Workshops that were open to the public. The SEAGO Training Program supports regional/statewide transit training goals. The following table reflects the ethnicity and gender of meeting attendees:

SEAGO TRAININGS				ETHNICITY GENDER			
Date		White	Hispanic	Native American	Other	Male	Female
06/04/2024	PASS – Winslow	1	1	11	0	5	8
07/11/2024	PASS – Miami	1	4	4	0	6	3
07/12/2024	PASS – Florence	2	3	0	0	1	4
07/18/2024	PASS – Tuba City	0	1	12	0	6	7
09/12/2024	PASS – Tuba City	1	2	5	0	4	4
10/04/2024	PASS – Payson	5	0	4	0	7	2
10/19/2024	PASS –Douglas	1	12	0	0	9	4
11/09/2024	PASS – Nogales	0	22	0	0	4	18
11/16/2024	PASS – Nogales	0	19	0	0	4	15
02/22/2025	PASS – Douglas	10	2	0	0	8	4
04/10/2025	PASS – Flagstaff	0	1	7	0	6	2
04/11/2025	PASS – Flagstaff	1	1	1	0	1	2
05/30/2025	PASS – Florence	2	0	3	0	4	1
	Totals	24	68	47	0	65	74

VIII. TITLE VI COMPLAINTS, INVESTIGATIONS, OR LAWSUITS FILED

SEAGO maintains data on any complaints, investigations or lawsuits relating to discrimination filed against SEAGO and reports on the status and outcome of such incidents annually. ***During the period from July 1, 2024, through June 30, 2025, there were no complaints, investigations or lawsuits relating to discrimination filed against SEAGO. A copy of SEAGO’s Title VI Complaint Log can be found in Attachment B.***

SEAGO FY 25 GOALS & ACCOMPLISHMENTS REPORT

IX. ETHNICITY AND SEX STATISTICS FOR SEAGO BOARDS & COMMITTEES

SEAGO Boards & Committees	ETHNICITY				GENDER	
	White	Hispanic	Native American	Other	Male	Female
Executive Board	19	4	1	0	18	6
Administrative Council	14	4	1	0	13	6
TAC	13	4	1	0	15	3

X. PENDING APPLICATIONS FOR FEDERAL ASSISTANCE

SEAGO reports the federal funding sources that it receives direct funding from each year. SEAGO currently applies annually for federal funds directly from the U.S. Department of Commerce. SEAGO also receives federal pass-through funding from a number of state agencies, including but not limited to ADOT, Arizona Department of Housing, and the Arizona Department of Economic Security.

XI. PLANEVALUATION/REVISIONS

SEAGO evaluates the Title VI Implementation and Public Participation Plan annually and reports any new practices or changes to be implemented the following year. We believe that the public outreach activities we have employed are adequate to provide meaningful opportunities to participate in SEAGO planning activities and are appropriate given current funding limitations. ***SEAGO recently updated its 2025 Title VI Plan. The following changes are reflected in our FY26 Title VI Plan:***

1. **SEAGO Membership** – The SEAGO Executive Board, Administrative Council, and the Transportation Advisory Committee underwent several changes. The membership tables were updated.
2. **Population and Demographic Profile** – The demographic profile that was developed for the region last year has been updated to reflect the U.S. Census Bureau, 2019-2023 American Community Survey (ACS) 5-Year estimates.
3. **SEAGO Organization Chart** – The SEAGO organization Chart was updated to reflect SEAGO's current staffing.
4. **SEAGO Demographic Data** – This data was updated using information from MAG's Demographic Viewer.
5. **SEAGO Public Participation Plan** This section of the plan was updated to reflect Virtual Public Involvement Activities SEAGO implemented because of COVID-19 pandemic.
6. All **SEAGO websites** have been updated to include a Google Translate option to make the website available to speakers of other languages.

XII. SEAGO TITLE VI GOALS

Progress - FY25 Title VI Goals

1. Ensure all SEAGO staff are trained involving the SEAGO Title VI Program. **(Complete)**
2. Ensure that SEAGO transportation staff attend at least one state level training involving Title VI compliance. **(Complete)**
3. Conduct at least three (3) compliance reviews of SEAGO program areas. **(Complete)**
4. Respond to and investigate any complaints within the timeframe and in accordance with the procedures outlined in the

SEAGO FY 25 GOALS & ACCOMPLISHMENTS REPORT

SEAGO Title VI Plan. *(Complete – No complaints received)*

5. Continue development of survey instruments to gather public input involving SEAGO public participation activities. *(Complete – Instruments updated and implemented electronic survey options)*
6. Continue development of tools that will enhance our Virtual Public Involvement Toolbox. *(Ongoing – Added QR codes to all public meetings to provide access to project websites and information)*

FY26 Title VI Goals

1. Ensure all SEAGO staff is trained involving the SEAGO Title VI Program.
2. Ensure that SEAGO transportation staff attend at least one state level training involving Title VI compliance.
3. Conduct at least three (3) compliance reviews of SEAGO program areas.
4. Respond to and investigate any complaints within the timeframe and in accordance with the procedures outlined in the SEAGO Title VI Plan.
5. Continue development of survey instruments to gather public input involving SEAGO public participation activities.
6. Continue development of tools that will enhance our Virtual Public Involvement Toolbox.
7. Develop and implement new Title VI program evaluation tools.

XII ATTACHMENTS

- A. SEAGO Demographic Data
- B. SEAGO Complaint Log

Attachment A

Population & Demographic Data



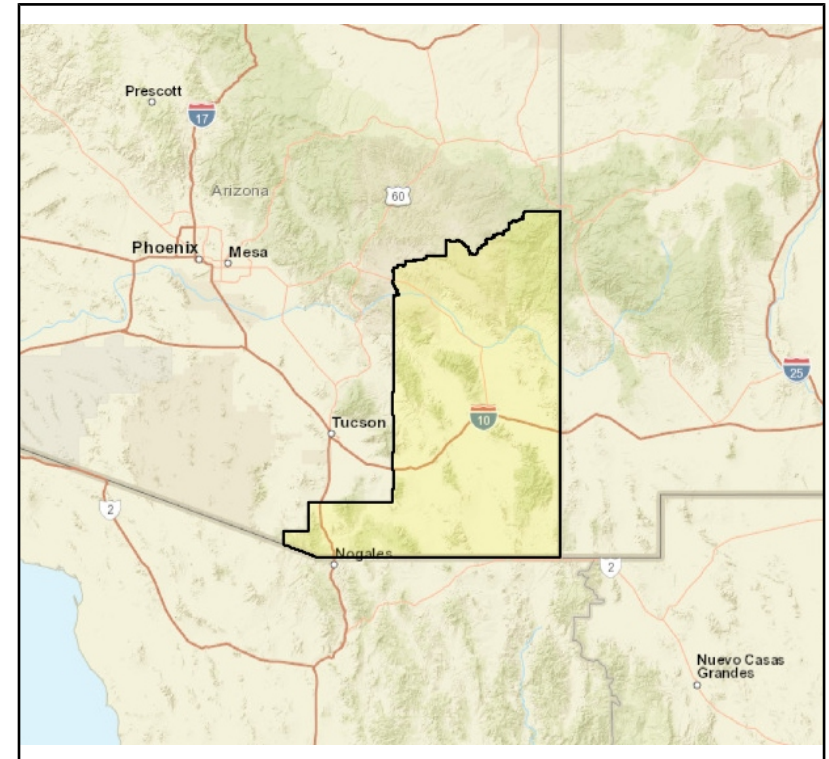
*SEAGO Region Demographic Report courtesy of Maricopa Association of Governments State Demographic Viewer

Southeastern Arizona Governments Association



Southeastern Arizona Governments Association has a population of **222,272** with a minority* population of **121,492** or **54.66%**.

Southeastern Arizona Governments Association has **83,279** total households.



About the U.S. Census Bureau's 2019-2023 American Community Survey 5 year Estimates

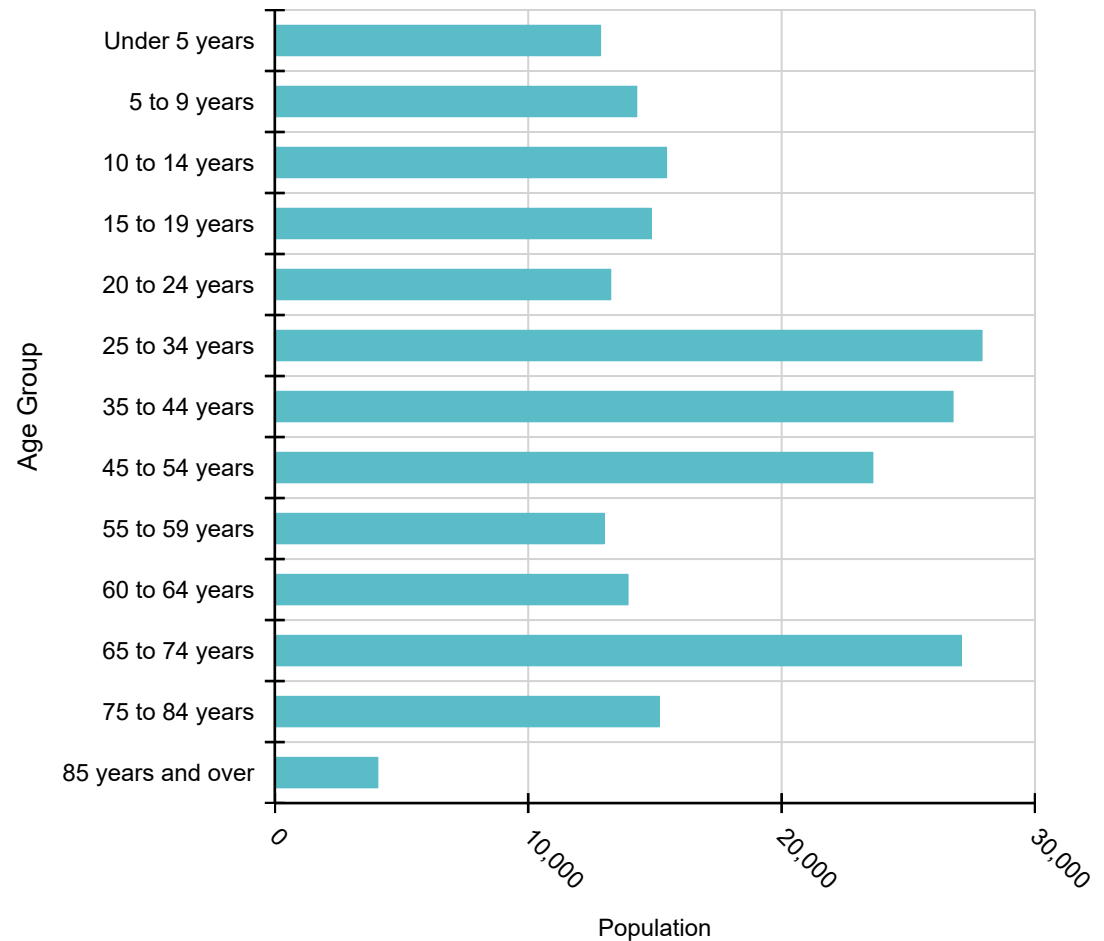
The American Community Survey (ACS) is a nationwide survey that uses continuous, multi-year sampling to produce estimates for a variety of geographical areas, the smallest being the Census Block Group. MAG uses the 5-year estimates because they provide increased statistical reliability for less populated areas and small population groups. ACS is a sample, meaning that it is not a full census of the population. For the 5 year estimates, surveys are collected from a sample population over the 5 year period. These surveys are then used to create estimates for the whole population. And, because it is an estimate of the whole population, there is a degree of uncertainty in the results. This degree of uncertainty is reflected in the margins of error that are calculated and reported along with the results of the survey. The margins of error are calculated at the 90 percent confidence level, meaning that users of the data can be 90 percent confident that the range reflected in the margin of error contains the true value. The margins of error are not reported on this web site, but are available from the Census at <http://factfinder.census.gov/> or are available upon request from MAG. More information on the methodology of the American Community Survey is available at <http://www.census.gov/acs/>.

* Minority population is defined as the population that is of any race other than non-hispanic white.

American Community Survey 2019-2023 5yr Estimates

Age		
Name	Total	Percent
Total	222,271	N/A
Under 5 years	12,857	5.8%
5 to 9 years	14,284	6.4%
10 to 14 years	15,461	7.0%
15 to 19 years	14,864	6.7%
20 to 24 years	13,258	6.0%
25 to 34 years	27,909	12.6%
35 to 44 years	26,766	12.0%
45 to 54 years	23,600	10.6%
55 to 59 years	12,999	5.8%
60 to 64 years	13,941	6.3%
65 to 74 years	27,096	12.2%
75 to 84 years	15,169	6.8%
85 years and over	4,067	1.8%

Universe: Total Population

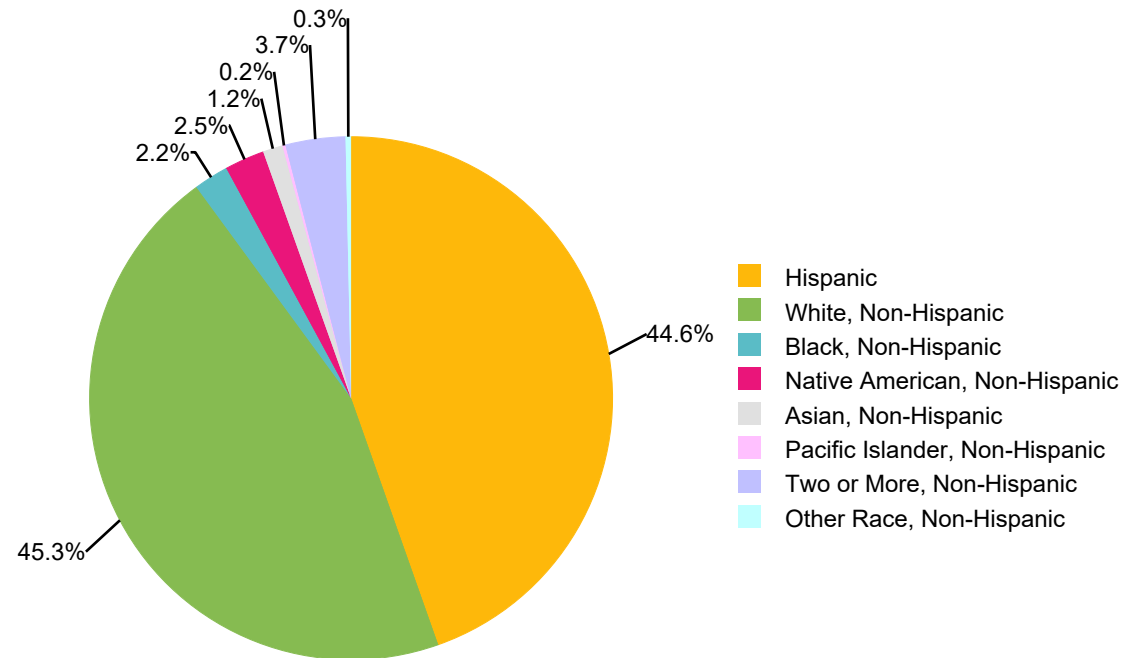


Race and Ethnicity

American Community Survey 2019-2023 5yr Estimates

Race and Ethnicity		
Name	Total	Percent
Total	222,272	N/A
Hispanic	99,120	44.6%
White, Non-Hispanic	100,780	45.3%
Black, Non-Hispanic	4,788	2.2%
Native American, Non-Hispanic	5,469	2.5%
Asian, Non-Hispanic	2,723	1.2%
Pacific Islander, Non-Hispanic	414	0.2%
Two or More, Non-Hispanic	8,229	3.7%
Other Race, Non-Hispanic	749	0.3%

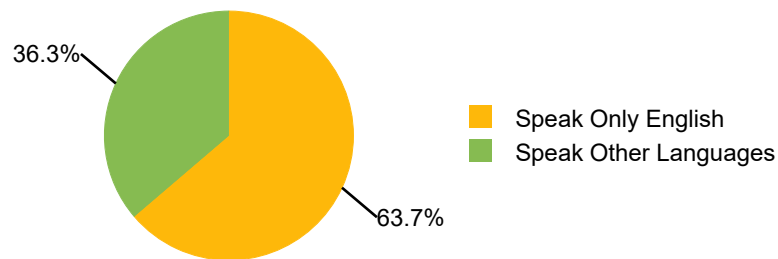
Universe: Total Population



Ability to Speak English / Veterans Status by Age

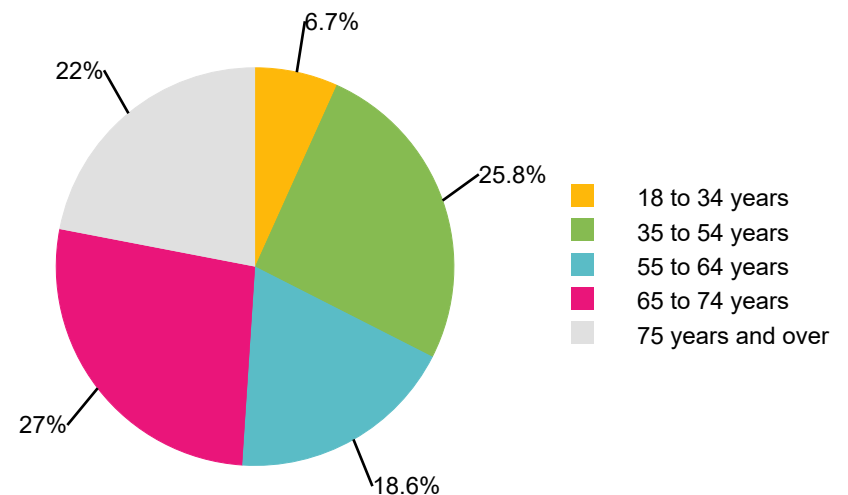
American Community Survey 2019-2023 5yr Estimates

Ability to Speak English		
Name	Total	Percent
Speak Only English	133,490	63.7%
Speak Other Languages	75,924	36.3%
Speak English "very well"	49,267	N/A
Persons with Limited English Proficiency (LEP)	26,657	N/A
Speak English "well"	11,808	N/A
Speak English "not well"	8,796	N/A
Speak English "not at all"	6,053	N/A



Universe: Population 5 years and over

Veterans Status		
Name	Total	Percent
Civilian Population 18 years and over	166,427	N/A
Civilian veterans	21,124	12.7%
Male	18,387	N/A
Female	2,737	N/A
18 to 34 years	1,422	6.7%
35 to 54 years	5,440	25.8%
55 to 64 years	3,919	18.6%
65 to 74 years	5,700	27.0%
75 years and over	4,642	22.0%



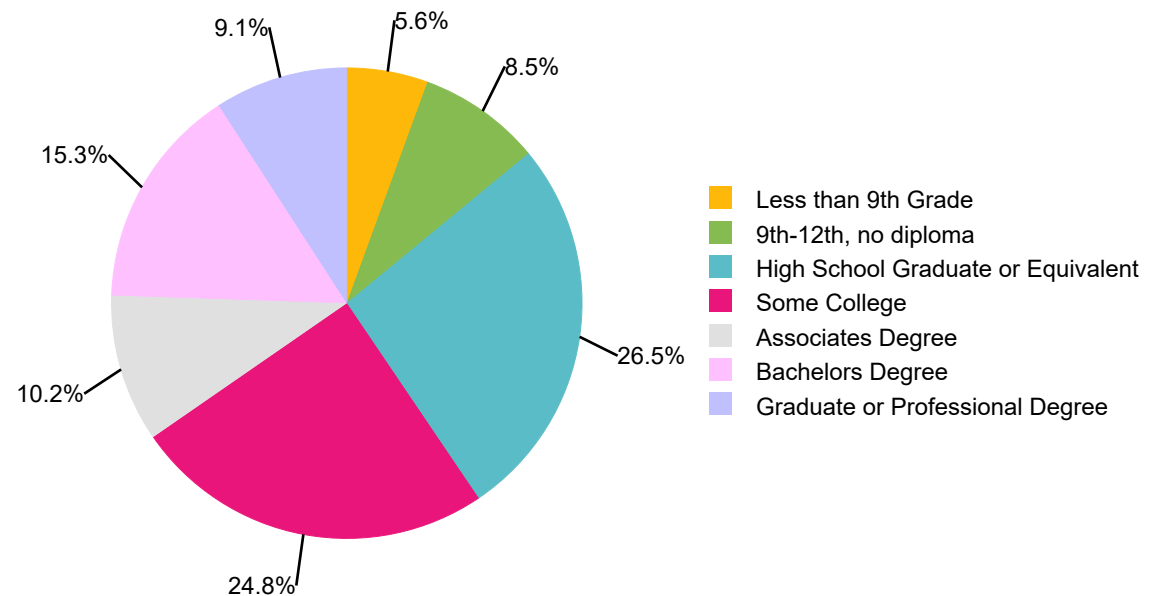
Universe: Civilian Population 18 years and over

Educational Attainment

American Community Survey 2019-2023 5yr Estimates

Educational Attainment		
Name	Total	Percent
Population 25 and over	151,547	100.0%
Less than 9th Grade	8,443	5.6%
9th-12th, no diploma	12,817	8.5%
High School Graduate or Equivalent	40,170	26.5%
Some College	37,643	24.8%
Associates Degree	15,395	10.2%
Bachelors Degree	23,223	15.3%
Graduate or Professional Degree	13,857	9.1%

Universe: Population Age 25 Years and Over



Household Income and Households

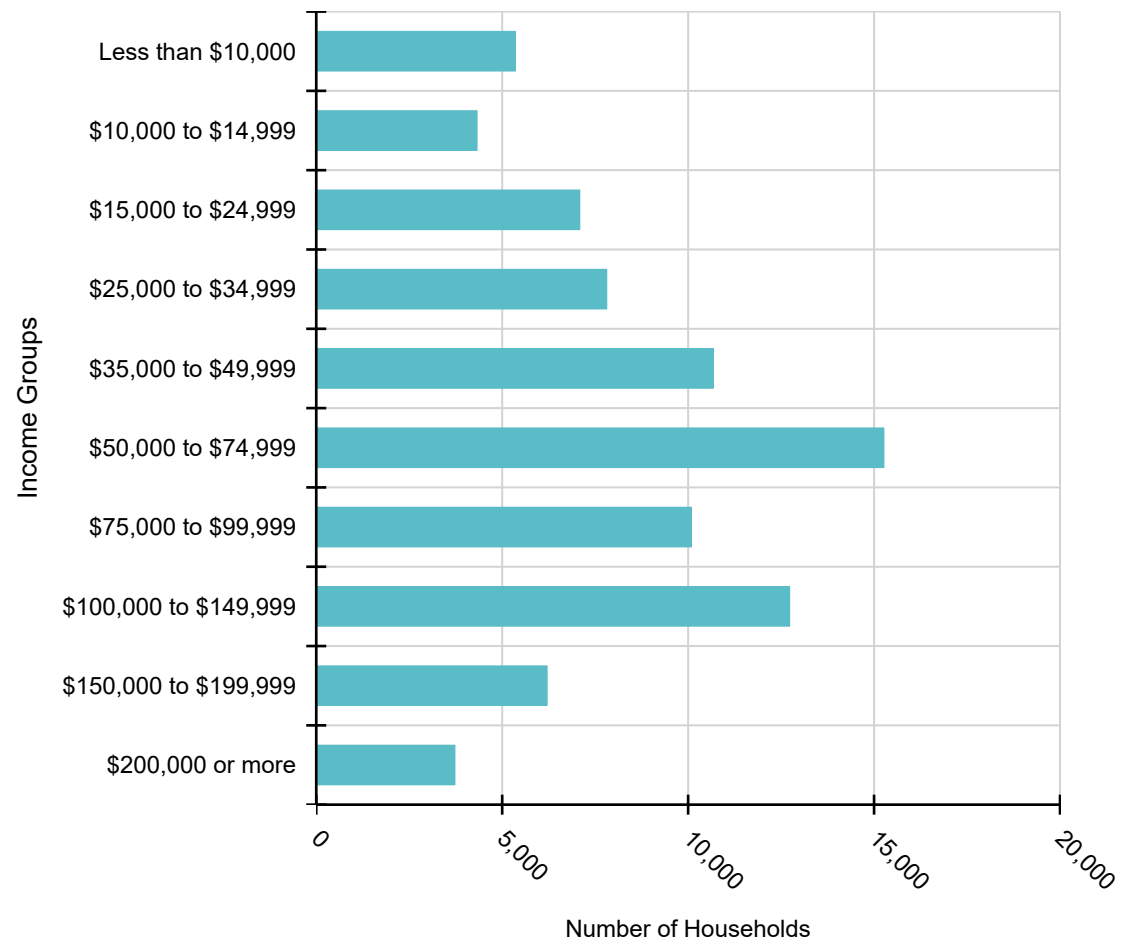
American Community Survey 2019-2023 5yr Estimates

Household Income (In 2023 inflation-adjusted dollars)		
Name	Total	Percent
Total Households	83,279	N/A
Median Household Income	\$	N/A
Less than \$10,000	5,357	6.4%
\$10,000 to \$14,999	4,325	5.2%
\$15,000 to \$24,999	7,088	8.5%
\$25,000 to \$34,999	7,812	9.4%
\$35,000 to \$49,999	10,680	12.8%
\$50,000 to \$74,999	15,265	18.3%
\$75,000 to \$99,999	10,085	12.1%
\$100,000 to \$149,999	12,730	15.3%
\$150,000 to \$199,999	6,209	7.5%
\$200,000 or more	3,729	4.5%

Universe: Households

Households		
Name	Total	Percent
Total Households	83,279	N/A
Average Household Size		N/A
Family Households (Families)	54,541	65.5%
Married-couple family	39,469	N/A
Female Householder, no spouse present	10,874	N/A
with own children under 18 years	5,657	N/A
Nonfamily Households	28,738	34.5%
Householder living alone	24,972	N/A

Universe: Households



Poverty Status

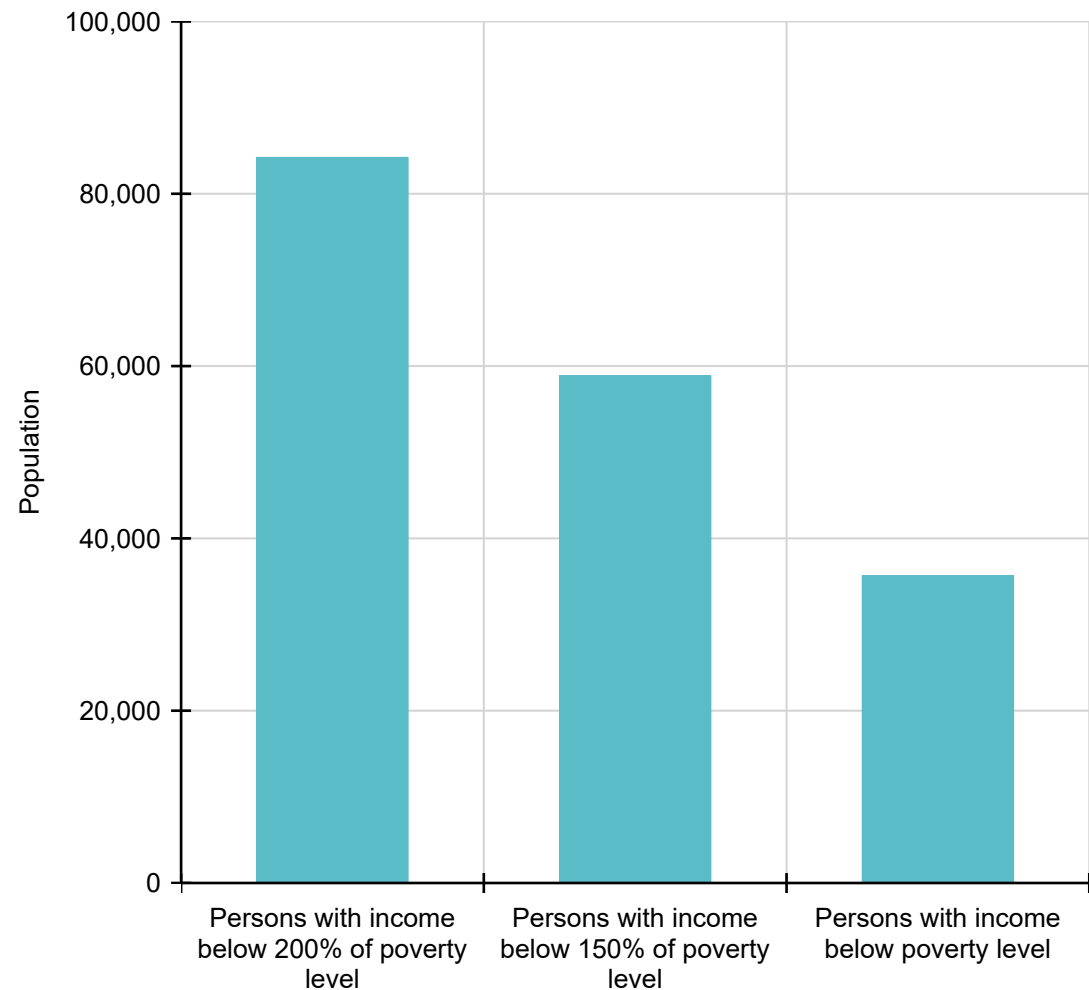
American Community Survey 2019-2023 5yr Estimates

Poverty Status in the Past 12 Months		
Name	Total	Percent
Persons for whom poverty status is determined	212,817	N/A
Persons with income below poverty level	35,688	16.8%
Persons with income below 150% of poverty level	58,890	27.7%
Persons with income below 200% of poverty level	84,221	39.6%

Universe: Persons for whom poverty status is determined

Poverty Status for Families in the Past 12 Months		
Name	Total	Percent
Total Families	54,541	N/A
Families with income below poverty level	6,995	12.8%
Married-couple family with related children under 18 years	2,770	N/A
Female householder, no spouse present with related children under 18 years	1,455	N/A
Male householder, no spouse present with related children under 18 years	3,754	N/A
	3,071	N/A
	471	N/A
	374	N/A

Universe: Families

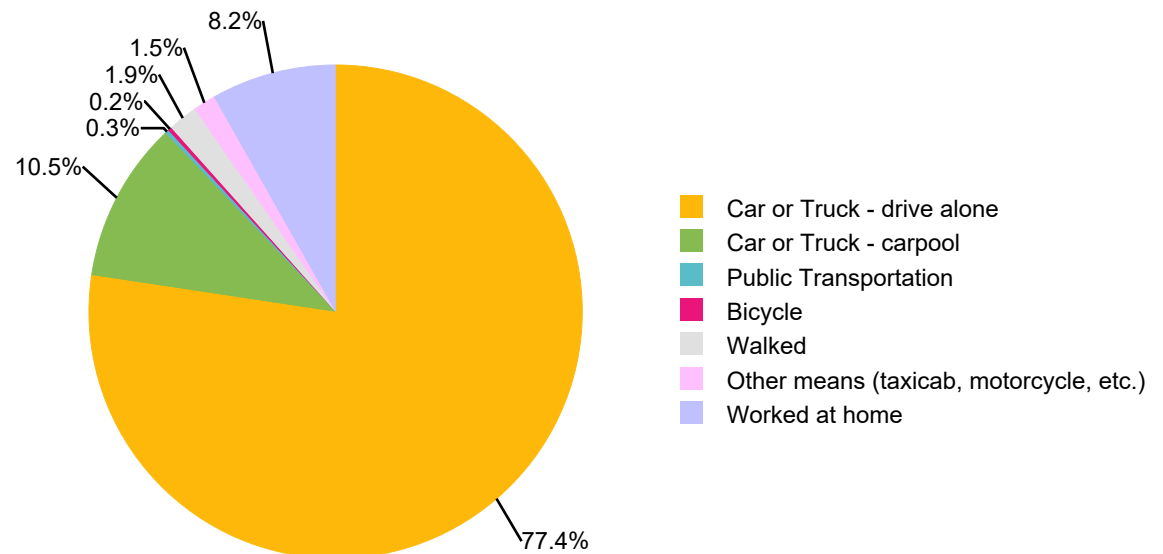


Modes of Transportation

American Community Survey 2019-2023 5yr Estimates

Commuting to Work		
Name	Total	Percent
Workers 16 years and over	82,703	N/A
Car or Truck - drive alone	63,997	77.4%
Car or Truck - carpool	8,693	10.5%
Public Transportation	210	0.3%
Bicycle	206	0.2%
Walked	1,601	1.9%
Other means (taxicab, motorcycle, etc.)	1,218	1.5%
Worked at home	6,778	8.2%

Universe: Workers age 16 years and over

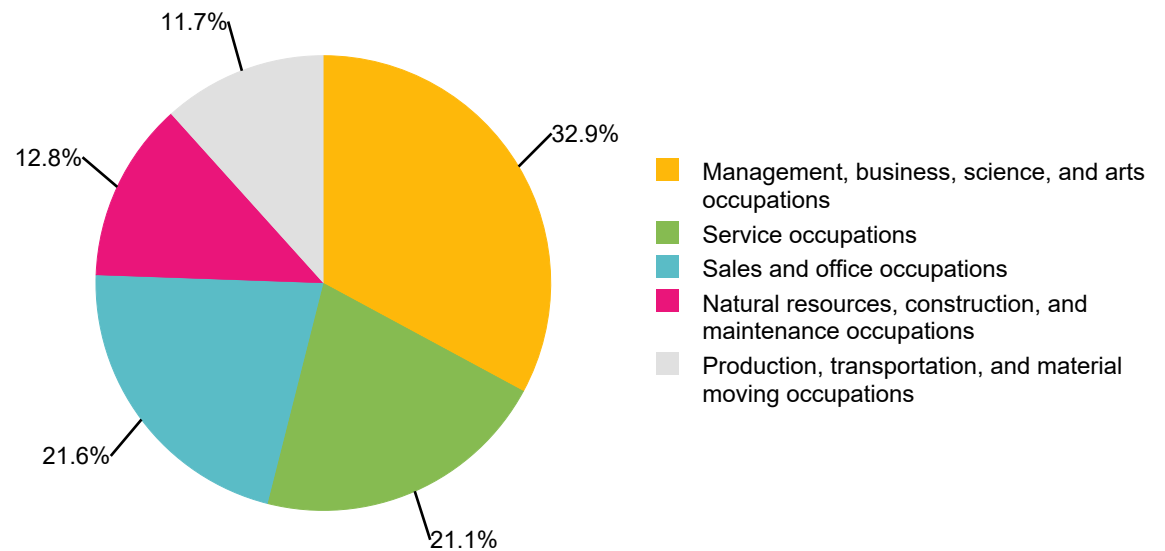


Occupation

American Community Survey 2019-2023 5yr Estimates

Occupation		
Name	Total	Percent
Civilian employed population 16 years and over	80,343	N/A
Management, business, science, and arts occupations	26,416	32.9%
Service occupations	16,929	21.1%
Sales and office occupations	17,363	21.6%
Natural resources, construction, and maintenance occupations	10,264	12.8%
Production, transportation, and material moving occupations	9,371	11.7%

Universe: Civilian employed population 16 years and over



Occupancy, Tenure, Value, and Rent

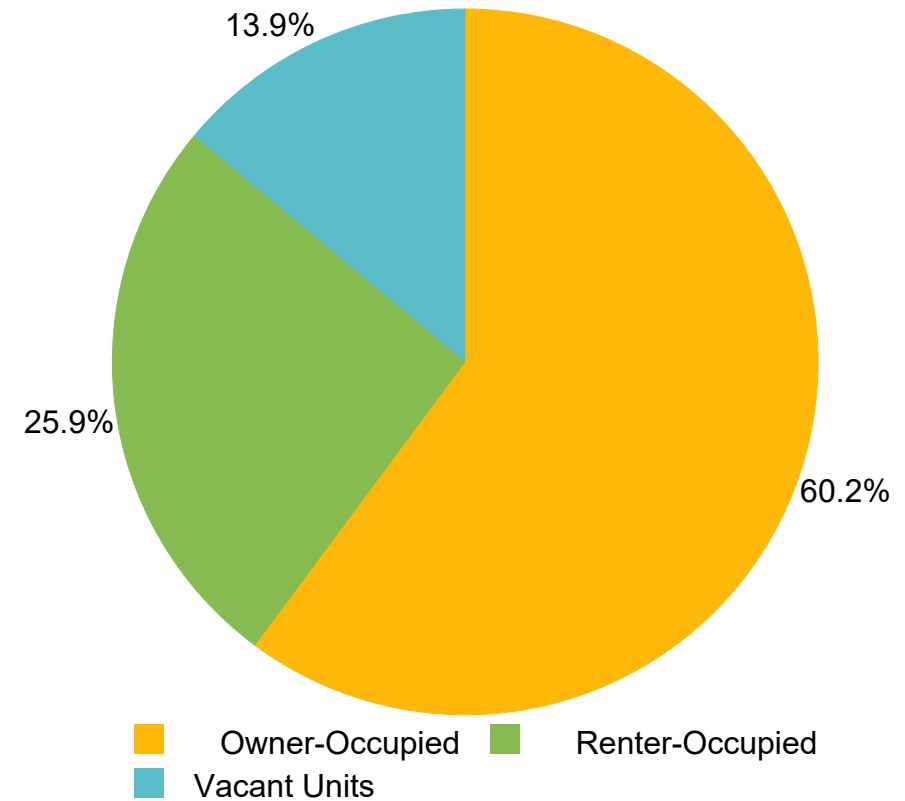
American Community Survey 2019-2023 5yr Estimates

Housing			
Name	Total	Percent	Per Sq Mile
Housing Units	96,764	N/A	0.0
Occupied Housing Units	83,279	86.1%	0.0
Owner-Occupied	58,213	60.2%	0.0
Renter-Occupied	25,066	25.9%	0.0
Vacant Units	13,485	13.9%	0.0
Median Housing Value	\$	N/A	N/A
Median Rent	\$	N/A	N/A

Universe: Housing Units

Housing		
Name	Total	Percent
Total Housing Units	96,764	N/A
1, detached	66,022	68.2%
1, attached	3,464	3.6%
2 to 9	5,829	6.0%
10 or more	4,785	4.9%
Mobile Home	16,165	16.7%
Boat, RV, van, etc.	499	0.5%

Universe: Housing Units

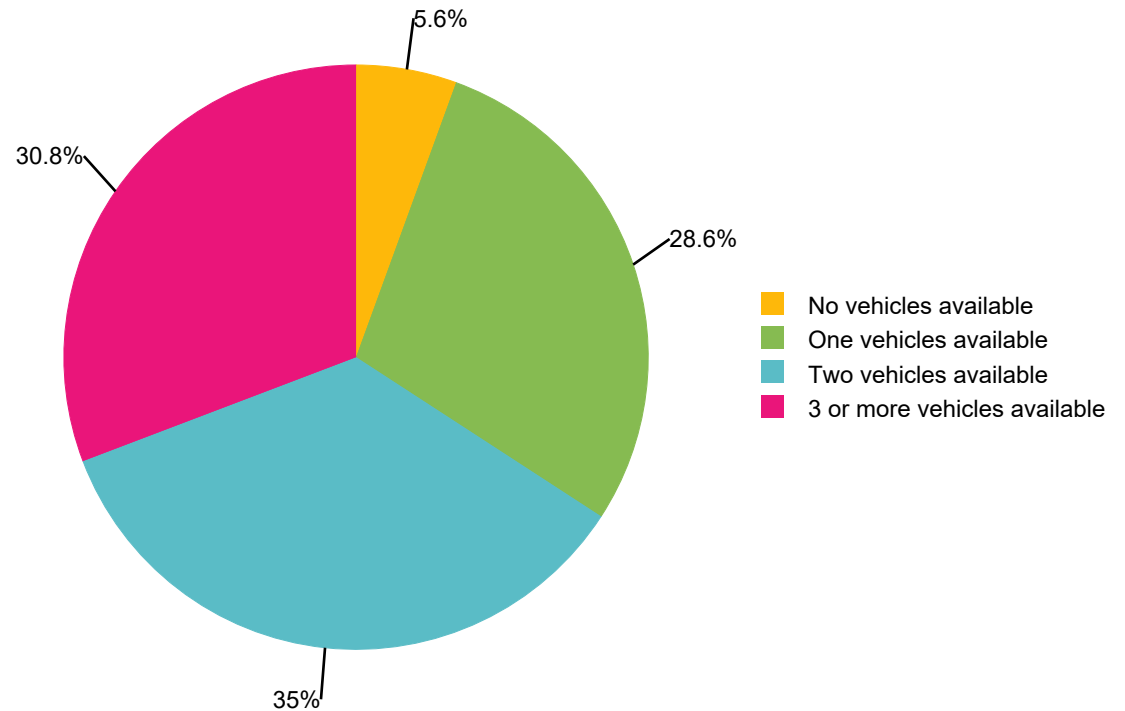


Vehicles Available

American Community Survey 2019-2023 5yr Estimates

Vehicles Available		
Name	Total	Percent
Total Occupied Housing Units	83,279	N/A
No vehicles available	4,634	5.6%
One vehicles available	23,824	28.6%
Two vehicles available	29,183	35.0%
3 or more vehicles available	25,638	30.8%

Universe: Occupied Housing Units



MAG provides the data within these pages as a public resource of general information for use "as is." MAG provides this information with the understanding that it is not guaranteed to be accurate, correct or complete and any conclusions drawn from such information are the sole responsibility of the user. Further, MAG makes no warranty, representation or guaranty as to the content, sequence, accuracy, timeliness, or completeness of any of the spatial or database information provided herein. While every effort has been made to ensure the content, sequence, accuracy, timeliness, or completeness of materials presented within these pages, MAG assumes no responsibility for errors or omissions, and explicitly disclaims any representations and warranties, including, without limitation, the implied warranties of merchantability and fitness for a particular purpose. MAG shall assume no liability for:

Any errors, omissions, or inaccuracies in the information provided, regardless of how caused; or
Any decision made or action taken or not taken by viewer in reliance upon any information or data furnished hereunder.

Availability of MAG Map Server is not guaranteed. Applications, servers, and network connections may be unavailable at any time for maintenance or unscheduled outages. Outages may be of long duration. Users are cautioned to create dependencies on these services for critical needs.

THE FOREGOING WARRANTY IS EXCLUSIVE AND IN LIEU OF ALL OTHER WARRANTIES OF MERCHANTABILITY, FITNESS FOR PARTICULAR PURPOSE AND/OR ANY OTHER TYPE WHETHER EXPRESSED OR IMPLIED. In no event shall MAG become liable to users of these data, or any other party, for any loss or direct, indirect, special, incidental or consequential damages, including, but not limited to, time, money or goodwill, arising from the use or modification of the data.

To assist MAG in the maintenance and/or correction of the data, users should provide MAG with information concerning errors or discrepancies found in using the data. Please use the e-mail contact address at the bottom of the affected web page.

Please acknowledge the Maricopa Association of Governments as the source when Map Server data are used in the preparation of reports, papers, publications, maps, or other products.

To provide comments or report problems please contact: [Jason Howard, GIS Program Manager](#)

Attachment B

Title VI Complaint Log





SEAGO FY2025 Title VI Complaint Log

Title VI Complaints, Investigations and Lawsuits				
Description/Name	Date Month, Day & Year	Summary (Basis of Complaint)	Status	Actions/ Final Findings
Complaints				
1)				
2)				
3)				
Investigations				
1)				
2)				
3)				
Lawsuits				
1)				
2)				
3)				

No Complaints Received in FY25

[Signature]

7/25/25

Include basis of complaint.

Report to be Submitted Annually to ADOT Title VI Department.