ADMINISTRATIVE COUNCIL PACKET

MEMO TO: **ADMINISTRATIVE COUNCIL**

FROM: **CHRISTOPHER VERTREES, EXECUTIVE DIRECTOR**

DATE: **NOVEMBER 5, 2026**

SUBJECT: **ADMINISTRATIVE COUNCIL MEETING**

Please see the details below for the Administrative Council meeting date, time, and location.

Thursday, November 5, 2026, at 9:00 a.m.
Microsoft Teams Only

Administrative Council Meeting Link

The Administrative Council Packet will be sent to members through e-mail (via a link to the packet posted on the SEAGO website) to save postage and copying costs. **We will not be mailing a hard copy of the packet unless you request one.**

If you have any questions, please call me at (520) 432-5301 Extension 202. You can also send an e-mail to cdvertrees@seago.org .

ADMINISTRATIVE COUNCIL AGENDA

9:00 A.M., THURSDAY, NOVEMBER 5, 2026
Microsoft Teams Meeting Only
Link: Administrative Council Meeting Link

I.	**CALL TO ORDER/PLEDGE OF ALLEGIANCE / INTRODUCTIONS**	Chair Volker	
II.	**MEMBER ENTITIES' DISCUSSION** (Common Critical Issues)	Chair Volker	
III.	**CALL TO THE PUBLIC**	Chair Volker	
IV.	**ACTION ITEMS**		Page No.
	1. Consent Agenda a. Approval of August 6, 2026, Minutes	Chair Volker	1
	2. Discussion and possible action to recommend approval of 2026 CDBG applications	William Osborne	5
	3. Discussion and possible action to recommend the approval of SEAGO FY27 Policy Principles	Chris Vertrees	7
	4. Discussion and possible action Santa Cruz County Private Sector Representative	Chris Vertrees	11
V.	**INFORMATION ITEMS**		
	A. Future Meeting Dates	Chris Vertrees	13
	B. Quarterly Finance Report	Dina Curtiss	14
	C. Community & Economic Development Program Updates	William Osborne	15
	D. CBDG Updates	William Osborne	17
	E. IT Update	John Merideth	20
	F. AAA Legislative Updates	Celeste Vasquez	26
	G. AAA Program Updates	Celeste Vasquez	27
	H. Transportation Program Updates	Chris Vertrees	47
VI.	**STAFF ANNOUNCEMENTS/ CURRENT EVENTS**	Chair Volker	N/A

VII. FUTURE AGENDA ITEMS	Chair Volker	N/A
VIII. ADJOURNMENT	Chair Volker	N/A

DIRECTION MAY BE GIVEN TO SEAGO STAFF ON ANY ITEM ON THE AGENDA.

Individuals with disabilities who require special accommodations or who have limited English proficiency and wish to have an interpreter may contact Diane Becerra at (520) 432-5301, extension 207 at least 72 hours before the meeting time to request such accommodations.

Individuals wishing to participate in the meeting telephonically may do so by contacting Diane Becerra at (520) 432-5301 extension 207. Contact must be made at least 48 hours before the meeting in order to obtain the call-in information. Please note that the option to participate telephonically may not be available unless requested as instructed above.

Si necesita acomodaciones especiales o un intérprete para esta conferencia, debe ponerse en contacto con Diane Becerra al número (520) 432-5301, extensión 207, por lo menos setenta y dos (72) horas antes de la conferencia.

DRAFT MINUTES OF
THE ADMINISTRATIVE COUNCIL MEETING
9:00 AM, THURSDAY, AUGUST 6, 2026
TEAMS ONLINE MEETING

OFFICERS PRESENT: Greg Volker, Chair, Benson
Jesus Valdez, Secretary, Santa Cruz County
Heath Brown, Treasurer, Thatcher

MEMBERS PRESENT: Eric Bejerano, Safford
Cindy Blackmore, Clifton
Jaime Fontes, Nogales
Terry Hinton, Duncan
Gerald Hursh, Huachuca City
Jeff Pregler, Sierra Vista
Ana Urquijo, Douglas
David Thompson, San Carlos Apache Tribe
Dustin Welker, Graham County

STAFF PRESENT: Chris Vertrees, Executive Director/Transport Prog Manager
John Merideth, IT Manager
Dina Curtiss, Finance Manager
Celeste Vasquez, AAA Program Director
Heather Glenn, Administrative Assistant

I. CALL TO ORDER/PLEDGE OF ALLEGIANCE / INTRODUCTIONS

A quorum was confirmed, Chair Greg Volker called the meeting to order at 9:03 a.m. and requested roll call.

II. MEMBER ENTITIES' DISCUSSION

Greg Volker, Benson. reported recent heavy rainfall, completion of a major paving project on Ocotillo in front of the hospital, and remaining budgeted funds for chip seal and paving; **Cindy Blackmore, Clifton,** outlined budget-driven projects including a zoning code update, Chase Creek Bridge bidding timeline, an Elk Slaughter demolition contract, and exploration of a municipal complex purchase; **Terry Hinton, Duncan,** reported routine road, water, and sewer maintenance**; Dustin Welker, Graham County,** provided a CDBG sidewalk project progress update and thanked project support staff. **Gerald Hursh, Huachuca City**, discussed a Skyline Road project to their landfill, strong community event attendance including July Fourth and National Night Out, and an upcoming CDBG project; **Eric Bejarano, Safford,** reported an airport overlay with a full closure planned next week and

limited storm impact; **David Thompson, San Carlos Apache Tribe,** noted a change in representation and participation in updates. **Jesus Valdez, Santa Cruz County,** reported passage of its budget after a truth-in-taxation hearing, one CDBG project at the bid-review stage and another pending advertisement, and three anticipated projects for the fiscal year. Several participants experienced microphone or connection issues that briefly interrupted updates.

III. CALL TO THE PUBLIC

No one from the public was present.

IV. ACTION ITEMS

1. Consent Agenda

a. Approval of May 7, 2026, Meeting Minutes

MOTION: **Dustin Welker**
SECOND: **Greg Volker**
ACTION: **Unanimous**

2. Discussion and possible action to recommend approval of the proposed representatives for appointment to fill Advisory Council on Aging vacancies

Celeste Vasquez provided an overview regarding the Advisory Council on Aging nominees and requested a motion to recommend approval of the nominees to the SEAGO Executive Board.

MOTION: **Cindy Blackmore**
SECOND: **Dustin Welker**
ACTION: **Unanimous**

3. SEAGO's Title VI Plan, Resolution 2026-02

Chris Vertrees summarized the plan's purpose, the underserved populations covered (race, color, ethnicity, poverty status, age, disability), and the regulatory funding deadline requiring a formal resolution by October 1.

MOTION: **Jesus Valdez**
SECOND: **Heather Brown**
ACTION: **Unanimous**

4. Brownfields Grant QEP Procurement

Chris Vertrees provided background on the Brownfield grant and advised SEAGO will publish a request for proposals, evaluate proposals received, and enter into a contract with a qualified environmental professional to implement SEAGO's Brownfields Assessment Coalition grant. Jeff Pregler asked what the timing is to apply. Mr. Vertrees advised the funds will be available October 1 to be nominated and SEAGO will put interested agencies in the queue.

MOTION: **Jeff Pregler**
SECOND: **Gerald Hursh**
ACTION: **Unanimous**

5. Cochise County Private Sector Representative

Chris Vertrees noted bylaws requiring private-sector representatives and explained that Heather Floyd's term expired; he presented Mignon Hollis's background and qualifications and asked the committee to recommend her appointment to the Executive Board.

MOTION: **Cindy Blackmore**
SECOND: **Dustin Welker**
ACTION: **Unanimous**

V. INFORMATION ITEMS

A. Future Meeting Dates

Chris Vertrees announced the Administrative Council's final meeting of the year on November 5, 2026,

B. Mr. Vertrees requested nominations (with resumes) for the vacant Santa Cruz County private sector Executive Board seat, with nominations due October 22, 2026, so the seat can be in place for the November meeting.

C. Quarterly Finance Report

Dina Curtiss gave an update on the quarterly finance report and answered questions.

D. Community Development Program Updates

Chris Vertrees gave an update on community development block grant projects on behalf of Will Osborne, who was away at a conference, and answered questions.

E. IT Updates

John Merideth provided an update on IT and answered questions.

F. AAA FY26 Subawards

Celeste Vasquez directed members to page 28 to review the AAA Agency Subawards for FY 2026 and provided a brief overview.

G. AAA Program Updates

Celeste Vasquez gave an update on AAA programs and legislation and answered questions.

H. CEDS Update

Chris Vertrees explained the purpose of the CEDS for qualifying projects for EDA and other federal grants, cited the CEDS' role in securing a $1.5M brownfields grant, and asked attendees to review the CEDS project list, add projects via the document comment tab or email, and expect a new CEDS draft and review link prior to the Friday EDA submission.

I. Transportation Program Updates

Chris Vertrees gave an update on Transportation and answered questions.

VI. STAFF ANNOUNCEMENTS / CURRENT EVENTS

Chris Vertrees reminded members that SEAGO is still seeking nominees to fill the Santa Cruz County Private Sector Rep vacancy.

VII.FUTURE AGENDA ITEMS

Chris Vertrees announced that the next Administrative Council meeting would be held Thursday, November 5, 2026 via TEAMS.

VII. ADJOURNMENT

Chair Volker adjourned the meeting at 10:03 a.m.

ADMINISTRATIVE COUNCIL PACKET

MEMO TO: **ADMINISTRATIVE COUNCIL**

THROUGH: **CHRIS VERTREES, EXECUTIVE DIRECTOR**

FROM: **WILLIAM D. OSBORNE, AICP, COMMUNITY DEVELOPMENT PROGRAM MANAGER**

DATE: **NOVEMBER 5, 2026**

SUBJECT: **2026 CDBG APPLICATIONS – ACTION**

The CDBG application process began months ago with the required public participation. From the start of the process to the conclusion of a project often requires up to three years. At this time, four (4) FY2026 Regional Account CDBG communities will submit applications for this year's round. Two (2) of those communities will submit competitive FY2026 (Colonias or State Special Project) CDBG applications. Counties may submit up to three (3) implementation/construction project Regional Account CDBG applications, while towns and cities may submit one (1) such project in a cycle. Any community can only submit one (1) competitive CDBG application per type of funding account and may submit outside of their Regional Account cycle year.

The following are the CDBG applications SEAGO has submitted or will be submitting to the Arizona Department of Housing this year:

Clifton: Clifton Public Buildings ADA Improvements (Regional Account) $9,000 in SEAGO fees for Technical Assistance & Application Preparation, Administration and Environmental Review Record preparation.

Huachuca City: Public Buildings ADA Improvements (Regional Account) $67,500 in SEAGO fees for Technical Assistance & Application Preparation, Administration and Environmental Review Record preparation.

General Plan Update & Infrastructure Assessment Planning (State Special Project) $41,000 in SEAGO fees for Technical Assistance & Application Preparation, Administration and Environmental Review Record preparation.

Nogales: Parks Improvements (Regional Account) $57,500 in SEAGO fees for Technical Assistance & Application Preparation, Administration and Environmental Review Record preparation; and

Elm Street Water & Wastewater System Improvements (Colonias) $180,000 in SEAGO fees for Technical Assistance & Application Preparation, Administration

and Environmental Review Record preparation.

Safford: Sidewalks ADA Improvements (Regional Account) $37,950 in SEAGO fees for Technical Assistance & Application Preparation, Administration and Environmental Review Record preparation.

For a FFY 2026 total of $392,950.00, with $171,950.00 in Regional Account funding, $41,000 in State Special Projects (SSP) Set-Aside Account funding, and $180,000.00 in Colonias Set-Aside Account funding, SEAGO intends to enter into our standard Technical Assistance Contracts with these communities to administer their CDBG. Our bylaws require Executive Board approval of fees and/or assessments such as those charged for application preparation or administration of new CDBG contracts by SEAGO for member entities. As such, we seek your recommendation for approval of these applications to our Executive Board. Please contact me if you have any questions.

Attachments: None

Action Requested: ☐ Information Only ☒ Action Requested Below

A motion to recommend approval of the 2026 CDBG project applications to the Executive Board.

ADMINISTRATIVE COUNCIL PACKET

MEMO TO: **ADMINISTRATIVE COUNCIL**
FROM: **CHRIS VERTREES, EXECUTIVE DIRECTOR**
DATE: **NOVEMBER 5, 2026**
SUBJECT: **SEAGO POLICY PRINCIPLES BROCHURE**

The SEAGO team has updated the attached document identifying Policy Principles (or positions) for each program for Calendar Year 2027.

The proposed SEAGO Policy Principles are intended to empower staff in supporting (or opposing) legislation, policies or various initiatives at the state and federal level that impact delivery of SEAGO programs and/or our effectiveness in serving member entities and your constituents. It can also be used by our member entities and elected officials as talking points when speaking to policy makers relating to these positions.

Policy developments and emerging needs have resulted in some minor updates to the document, but many of the prior year's principles remain unchanged. Once approved, the positions will be used in a multi-fold flyer that can be distributed as needed.

As Administrative Council members, your wisdom, thoughts and suggestions are valued and we hope you will help us further refine this document before presenting it to the Executive Board for consideration. I look forward to discussing the proposed Policy Principles with you in detail and will try to answer any questions you may have at the meeting.

Attachments: SEAGO Policy Principles Calendar Year 2027

Action Requested: ☐ Information Only ☒ Action Requested Below:

A motion to recommend that the Executive Board approve (amend or reject) the SEAGO Policy Principles for Calendar Year 2027 presented by staff.

SEAGO POLICY PRINCIPLES
CALENDAR YEAR 2026

Administration:

- Support applications to public and private grant funding sources that can further SEAGO Strategic Plan initiatives and expand services for the SEAGO Region as a whole, and for individual SEAGO member entities.

- Support legislation or intergovernmental agreements that would enable SEAGO as a public agency to participate in insurance pools or trusts pursuant to A.R.S. § 11-952.01. As healthcare costs continue to rise, the ability to offer and maintain competitive healthcare benefits is an important tool to recruit and retain high-quality employees.

Area Agency on Aging:

- Support the Continued Strengthening of the Older Americans Act. The Older Americans Act (OAA) serves as the foundation of the nation's aging services network, supporting programs and services that promote independence, dignity, health, and well-being for older adults. SEAGO supports the continued implementation, funding, and strengthening of the OAA to ensure State and Area Agencies on Aging can effectively coordinate community-based services, support family caregivers, protect vulnerable older adults, and maintain accountability for federal aging services funding. Sustained investment in the Act is essential to meeting the growing and evolving needs of Arizona's aging population.

- Support Increased Investment in Home and Community-Based Services. SEAGO supports increased and sustainable federal and state funding for Home and Community-Based Services (HCBS) that enable older adults to remain safely and independently in their homes and communities for as long as possible. These services include personal care, homemaker assistance, caregiver respite, transportation, nutrition programs, adult day services, and other support that help prevent or delay institutional care. As Arizona's older adult population continues to grow, investments in HCBS must keep pace to improve access to services, particularly for older adults with the greatest social and economic needs and those living in rural and underserved communities.

- Support Affordable, Accessible, and Stable Housing for Older Adults. Safe, affordable, and accessible housing is critical to the health, independence, and quality of life of older adults. SEAGO supports legislation, funding, and initiatives that expand housing opportunities and aid help older adults remain safely housed in their communities. This includes support for affordable housing development, home modification programs, homelessness prevention efforts, supportive services, and housing assistance programs that address the unique needs of older adults living on fixed incomes. Expanding housing stability for older adults improves individual well-being and may reduce reliance on more costly institutional and publicly funded care settings.

- Support Transportation and Nutrition Services for Older Adults. SEAGO supports sustained and increased investments in transportation and nutrition programs that enable older adults to remain healthy, independent, and connected to their communities. Access to reliable transportation and nutritious meals reduces barriers to healthcare, combats social isolation, improves health outcomes, and supports aging in place. These services are particularly important in rural and frontier communities where access to services and resources may be limited.

- Support Rural Aging Services and Social Connectedness. SEAGO supports policies and investments that strengthen aging services infrastructure in rural communities and address the challenges of social isolation among older adults. Rural residents often face barriers related to transportation, healthcare access, broadband connectivity, caregiver support, and community engagement. Investments in transportation, digital inclusion, telehealth services, nutrition programs, evidence-based health promotion programs, and community-based supports help ensure that older adults can remain active, connected, and independent regardless of where they live.

- Support Family Caregivers and the Direct Care Workforce. Family caregivers and direct care workers are essential to Arizona's long-term services and supports system. SEAGO supports initiatives that expand caregiver support services, increase access to respite care, strengthen workforce recruitment and retention, and improve training opportunities for paid and unpaid caregivers. Building a sustainable caregiving infrastructure is critical to meeting the growing demand for services and supporting older adults' ability to age in place with dignity, independence, and choice.

Community Development:

- Support sufficient and sustained funding for proven programs within the U.S. Department of Housing and Urban Development (HUD), such as the Community Development Block Grants (CDBG) and HOME Partnerships Investment Programs that support housing and sustainable community development for rural areas.

- Increase HUD funding to allow for expansion of economic and community development programs in both rural and urban areas, including those that promote regional approaches.

- Support SEAGO's vision and initiatives to increase available housing stock and address homelessness and housing affordability in the region.

- Consider the concentration of historic buildings with suspected brownfield contamination as a key factor in addressing the needs of SEAGO's Collaborative Brownfields Assessment Grant communities.

- Advocate to the Arizona Department of Housing for increased capacity building funding to be directed to the development of rural Community Housing Development Organizations (CHDOs). Due to a lack of operational capacity, no rural CHDOs exist in Arizona to address the serious deficit of affordable housing in rural communities across Arizona.

Economic Development:

- Support increased funding for the "Partnership Planning" program to at least $40 million in FY 20246 appropriations legislation. (Note: While costs and complexity of operating Economic Development Districts have increased considerably, the annual allocation for the EDA's Partnership Planning remains stuck at $35 million since 2018.

- Support measures to promote, expand and enhance Arizona's competitiveness in international trade and commerce with Canada and Mexico.

- Support collaboration and data sharing with state agencies, local governments, universities, COGs and MPOs to develop and enhance data analytics necessary to advance regional and state economies.

- Support continued efforts to bring new broadband infrastructure construction projects to our Region.

- Support agencies that can or do provide economic and employment opportunities for home-based family caregivers.

- Support local and regional economic development initiatives that increase tourism and recreation, strengthen connections among small businesses, and encourage adaptive reuse of historic buildings.

Transportation:

- Support legislation to modernize and expand transportation funding mechanisms to include equitable user fees for alternative fuels vehicles, indexing funding mechanisms to inflation, increasing the existing gasoline tax, and exploring alternative funding mechanisms at both the State and Federal levels.

- Support local efforts to form Regional Transportation Authorities.

- Oppose the transfer of Highway User Revenue Funds to the State General Fund above the statutory limit of $20 million.

- Support Arizona General Fund budget legislation to fund Greater Arizona's Rural Transportation Priority Projects.

- Support legislation in the Arizona General Fund budget to continue funding the AZ SMART program.

- Oppose legislation that would lower the Title 34 limitation on use of local forces to construct street, road, bridge, water or sewer projects, or include specific types of maintenance activities and equipment purchases without advertising bids.

- Support projects and initiatives throughout the State that expand and enhance the movement of freight and international commerce.

- Oppose efforts to reopen the Casa Grande Resolves that determined the allocation of Federal transportation revenue (50% of revenue allocated to rural Arizona, 37% to Maricopa County and 13% to Pima County).

- Support initiatives that maximize the role of public transit within the broader transportation system to improve mobility, enhance system capacity, and improve system efficiency.

ADMINISTRATIVE COUNCIL PACKET

MEMO TO: **ADMINISTRATIVE COUNCIL**

FROM: **CHRISTOPHER VERTREES, EXECUTIVE DIRECTOR**

DATE: **NOVEMBER 5, 2026**

SUBJECT: **VACANCY – SANTA CRUZ COUNTY PRIVATE SECTOR REPRESENTATIVE ON THE EXECUTIVE BOARD**

As you are aware, our Executive Board must include private sector representation as a requirement of the Economic Development Administration. Per SEAGO's Bylaws, Private Sector Representatives (PSRs) are appointed from the nominations submitted by the Member Entity Representatives from each county area, and must represent a low income or minority group, or representative organization, or represent the principal economic interests in the region, such as, but not limited to business, industry, finance, utilities, education, the professions, agriculture, or labor.

Prior to our May Executive Board meeting, Perin McNelis resigned her position as our Santa Cruz County Private Sector Representative (PSR). Santa Cruz Deputy County Administrator, Christopher Young has nominated John Moffatt to fill the vacancy.

Mr. Moffatt is currently the Economic Development Consultant for Santa Cruz County. His education includes a Bachelor of Science - Business Administration, Master of Business Administration, Master of Science - Computer Science, and a Ph.D. - Education Administration and Computer Science. His work history includes experience in data center planning and implementation, logistics and distribution, and manufacturing processes.

Mr. Moffatt is exceptionally qualified and meets the EDA PSR requirements. He is very capable of filling the vacancy for the open Santa Cruz County private sector representative.

I will look forward to answering any questions at the meeting.

Attachments: John Moffatt - Resume

Action Requested: ☐ Information Only ☒ Action Requested Below:

A motion to recommend the appointment of Mr. John Moffatt to serve a two-year term as the Santa Cruz County Private Sector Representative on the Executive Board.



John H. Moffatt, Ph.D.

John Moffatt is a native of Tucson and a graduate of Catalina High School and The University of Arizona. His academic and research accomplishments include:

- B.S. – Business Administration-minoring in Economics and Systems Engineering
- M.B.A.
- M.S. - Computer Science
- Ph.D. – Education Administration and Computer Science
- Technical and doctoral preparation courses at UCLA and cooperative technical projects on metacompilers and database structure with the Stanford Research Institute and IBM.

With 60+ years in the Information Technology industry and over 45 years as President of two international software development and consulting firms; John has experience providing strategic planning and automation in a wide range of industries including:

- Data center planning and implementation (financial, healthcare, highly secure, enterprise-wide)
- Logistics/distribution (mining operations; raw materials; supply chain management; automation of large-scale inventory management; automated records storage & retrieval systems for private, local, state and federal clients; beverage distribution & marketing)
- Manufacturing processes (integrated circuit design and chip manufacturing facility analysis and development, robotics, complex project work breakdown structures and management, redundant infrastructure planning for critical operations)

ADMINISTRATIVE COUNCIL PACKET

MEMO TO: **ADMINISTRATIVE COUNCIL**

FROM: **CHRIS VERTREES, EXECUTIVE DIRECTOR**

DATE: **November 5, 2026**

SUBJECT: **FUTURE MEETING DATES**

The Administrative Council normally meets virtually at 9:00 a.m. on the first Thursday of February, May, August and November via MS Teams. The Executive Board normally meets at 10:00 a.m. on Fridays, two weeks following the Administrative Council meetings unless there is a holiday, or unless the Board sets an alternative date. The location of each Executive Board meeting is determined by the jurisdiction hosting the meeting and therefore varies.

Administrative Council	Executive Board
February 4, 2027	February 18, 2027- Cochise County
May 6, 2027	May 21, 2027– Graham County
August 5, 2027	August 19, 2027– Greenlee County
November 4, 2027	November 19, 2027– Santa Cruz County

Also, below please find the tentative schedule for our Executive Committee meetings in the upcoming 12 months:

Executive Committee Meetings (Virtual)
April 1, 2027– 9:00 a.m.
June 3, 2027– 9:00 a.m.
October 7, 2027– 9:00 a.m.
December 2, 2027– 9:00 a.m.

Please Note: *The February Executive Board meeting has been moved to Thursday, February 18, 2027, to avoid conflict with the National Association of Counties (NACo) Legislative Conference scheduled for February 20-23, 2027. The August Executive Board meeting is currently proposed for Thursday, August 19, 2027, four days prior to the League of Arizona Cities and Towns Annual Conference (August 24-27, 2027). These dates remain tentative pending Board approval and host jurisdiction arrangements.*

Attachments: None.

Action Requested: ☒ Information Only ☐ Action Requested Below:

ADMINISTRATIVE COUNCIL PACKET

MEMO TO: **ADMINISTRATIVE COUNCIL**

THROUGH: **CHRIS VERTREES, EXECUTIVE DIRECTOR**

FROM: **DINA CURTISS, FINANCE MANAGER**

DATE: **NOVEMBER 5, 2026**

SUBJECT: **FINANCE REPORT**

The SEAGO Statement of Revenues and Expenditures for the quarter ending September 30, 2026, will be distributed via email by November 4, 2026, for your review.

The auditors, Colby & Powell, will visit the SEAGO office to begin preparation of the audit the week of November 9, 2026.

I will be happy to answer any questions you may have regarding the Statement of Revenues and Expenditures at our meeting.

Action Requested: ☒ Information Only ☐ Action Requested Below

ADMINISTRATIVE COUNCIL PACKET

MEMO TO: **ADMINISTRATIVE COUNCIL**

THROUGH: **CHRIS VERTREES, EXECUTIVE DIRECTOR**

FROM: **WILLIAM D. OSBORNE, AICP, COMMUNITY & ECONOMIC DEVELOPMENT ADMINISTRATOR**

DATE: **NOVEMBER 5, 2026**

SUBJECT: **COMMUNITY & ECONOMIC DEVELOPMENT PROGRAM UPDATES**

Better Cities Resilience Action Planning & Freeport McMoRan
SEAGO Community & Economic Development Manager, Will Osborne, continues to liaise with the Resilience Action Planning and Community Partnership Panels of Graham and Greenlee Counties.

Recreation Economy for Rural Communities (RERC) - Douglas
Two follow-up calls involving federally-contracted support staff, federal and state agency staff, Douglas City staff and members of the Steering Committee have occurred in the last quarter, with further refinements to finalize the Douglas RERC Action Plan. SEAGO C&ED has expressed support for brownfields, historic preservation, tourism, economic development, and active transportation and recreation that would help Douglas, and our other communities seeking regional connections for tourism and recreation.

WIFA Projects
The **Sweet Springs Community Mobile Home Park** water system improvements project in St. David has nearly completed construction, with Labor Standards Compliance Monitoring (LSCM) – site interviews and payroll certification performed by SEAGO Community Coordinator Maria Valles. SEAGO Finance Manager Dina Curtiss worked with C&ED staff to capture full hours worked on this project that featured significant early challenges with property owner compliance with federal and state regulations. **The City of Douglas Well #18 Equipping** (CoD 2026-PW-010) SEAGO has continued coordinating payroll certifications with the City of Douglas for their reporting to WIFA on the Well 18 Equipping project. SEAGO awaits word that the **Graham County Electrical Cooperative (GCEC) water supply storage tank placement project** funded by WIFA will begin construction, so that LSCM visits can be scheduled.

City of Douglas Projects
SEAGO C&ED staff continues to process certified payrolls for the projects and coordinate with the City as needed on the **West Douglas Utilities Expansion** (CoD 2026-PW-001) and the **Well #20 Drilling** (CoD 2026-PW-020) projects. Periodic LSCM visits will also

continue.

CD Program Staffing
Position postings for two (2) Community & Economic Development Planners should be sent out in the next few months.

Brownfields Assessment Coalition Grant
The RFP for a Qualified Environmental Professional (QEP) to assist SEAGO in the implementation of the grant was published on October 5, 2026. The RFP closes on November 5, 2026. It is anticipated that a consultant selection will be made by November 18, 2026. We expect grant implementation activities to begin no later than November 30, 2026.

Comprehensive Economic Development Strategy (CEDS)
Our CEDS were approved by the EDA in September. It has been published to our Economic Development website. The plan can be accessed at: Comprehensive Economic Development Strategy - SEAGO

Attachments: None

Action Requested: ☒ Information Only ☐ Action Requested Below

ADMINISTRATIVE COUNCIL PACKET

MEMO TO: **ADMINISTRATIVE COUNCIL**

THROUGH: **CHRIS VERTREES, EXECUTIVE DIRECTOR**

FROM: **WILLIAM D. OSBORNE, AICP, COMMUNITY & ECONOMIC DEVELOPMENT ADMINISTRATOR**

DATE: **NOVEMBER 5, 2026**

SUBJECT: **CDBG UPDATES**

REGIONAL ACCOUNT UPDATES

Bisbee: The **City of Bisbee** has acquired an approved 12-month extension for the **Bisbee Senior Center Improvements (CDBG #139-25)** project, which awaits start of construction. SEAGO Community & Economic Development (C&ED) staff await an updated construction timeline to schedule Labor Standards Compliance Monitoring (LSCM) visits.

Clifton: After approval of the Environmental Review Record (ERR) by ADOH, a Funding Agreement has been provided to the **Town of Clifton** for the **Clifton Senior Center Improvements (#106-27)** project for $102,500. SEAGO C&ED staff are initiating the RFQ/RFP process for licensed design/engineering services procurement. The **Town of Clifton** has authorized its **FY2026 RA-CDBG Application** for **Public Buildings & Sidewalks ADA Improvements** to be submitted to ADOH for review. On approval, C&ED staff will begin the ERR process.

Graham County: The **Graham County Fairgrounds ADA Improvements (#112-26)** project completed construction on October 13, 2026. SEAGO C&ED staff will soon begin project close-out after finalizing review of outstanding contractor certified payrolls.

Huachuca City: The **Community Facilities Accessibility and Improvements** project application for **FY2026 RA-CDBG** funds is nearing completion for submittal to ADOH for approval. SEAGO C&ED staff will be preparing the environmental review record for this multi-facility project focused on removing barriers in existing public facilities to ADA-compliance. Procurement of licensed design/engineering services will be part of the scope of work for this project.

Nogales: SEAGO C&ED staff has worked with **City of Nogales Parks and Public Works staff** to complete a **FY2026 RA-CDBG** project application for **Park Improvements** that would provide **ADA-accessible public restrooms at two City of Nogales parks, Camp Little Park and La Cancha Park**. Both parks are in low-moderate income areas. The City

has authorized the application for submittal to ADOH for approval. SEAGO will soon begin preparing an ERR.

Safford: The **City of Safford FY2026 RA-CDBG Sidewalk ADA Improvements** project application for 3rd Avenue and sidewalks in the low-moderate income (LMI) Census Block Group of Safford is nearing completion for submittal to ADOH. On approval, SEAGO staff will begin preparing an ERR that includes other sidewalk and ADA improvements within the LMI Block Group to streamline future grant approval processes.

Santa Cruz County: The **Pierson Park Improvements (#116-26)** had its pre-construction briefing at Pierson School on September 15, 2026 with SEAGO C&ED staff in support of **Santa Cruz County staff**, **Nogales Unified School District staff**, and the awarded construction contractor.

SEAGO has drafted a Bid Procurement Document for construction on the **Damon Recreation Complex Improvements (#117-26)** project. This RA-CDBG project to support construction of a set of tennis/pickleball courts in the west Rio Rico area of the County. Licensed engineering services might be required to update designs with an engineer's seal, and SEAGO C&ED staff may prepare an RFP for such services to be issued prior to construction procurement.

Thatcher: With full completion of construction, the (**High School Avenue) Sidewalks & ADA Improvements (#100-26)** project will soon begin project close-out after SEAGO submits its final invoice to the Town of Thatcher and on approval generates and sends an authorized final Request For Payment (Town reimbursement) to ADOH.

Tombstone: The **FY2025 RA-CDBG Tombstone Food Bank Improvements** project awaits a Funding Agreement for execution with ADOH. SEAGO will then prepare a Technical Assistance Contract (TAC) for execution with the City of Tombstone to begin the Bid Procurement for construction materials.

FY2025-2026 Colonias Set-Aside CDBG & FY2026 State Special Projects (SSP) CDBG

The Notice of Funding Availability (NOFA) for Colonias Set-Aside CDBG and State Special Projects (SSP) CDBG were recently released and have application and environmental review completion windows in November. There will be two (2) applications filed this fiscal year for these competitive CDBG funds.

Huachuca City: SEAGO C&ED staff have nearly completed a SSP-CDBG application for up to $316,000 to supplement an update of the Town of Huachuca City's General Plan with additional elements to guide the future of Huachuca City and unlock future funding opportunities relating to engineering assessment and improvement of public infrastructure. Additionally, the procurement of a baseline conditions assessment of public infrastructure and preparation of a capital facilities plan would be part of this SSP-CDBG effort.

Nogales: The City has authorized submittal to ADOH of a $1.1M Colonias-CDBG application prepared by SEAGO C&ED staff for Elm Street Water & Wastewater Infrastructure Improvements that will also use WIFA funding and City general funds. SEAGO staff must quickly initiate the ERR preparation and publication process to be submitted along with the application for potential ADOH approval.

Please contact us if you have any questions about projects in your communities.

Attachments: None

Action Requested: ☒ Information Only ☐ Action Requested Below

ADMINISTRATIVE COUNCIL PACKET

MEMO TO: **ADMINISTRATIVE COUNCIL**

THROUGH: **JOHN MERIDETH, IT MANAGER**

DATE: **November 5, 2026**

SUBJECT: **INFORMATION TECHNOLOGY UPDATES**

The following provides a summary of current Information Technology initiatives at SEAGO:

Digital Analytics & Performance

Website Analytics

The following table outlines unique page visits and search engine interactions across SEAGO's digital properties:

	Google Interactions	seago.org	southeastarizonaeconomy.com
Jul-26	100	2,173	40
Aug-26	77	2,352	100
Sep-26	116	2,476	40

Communication Systems

Monthly call volume summary:

	Inbound	Outbound	Total
Jul-26	989	611	1,600
Aug-26	809	588	1,397
Sep-26	933	562	1,485

Application Development Pipeline & Strategic Updates

The following pages outline the progress, technical capabilities, and deployment schedules for SEAGO's current software development initiatives.

Active & Upcoming Deployments and Updates

- **SEAGO FleetFlow (Fleet Management):**
  - **Status:** Launched January 1, 2026.
  - **Functionality:** A full-cycle mobile solution for the checkout and return of SEAGO fleet vehicles.
  - **Data Capture:** Automates the recording of odometer readings, fuel purchases, and maintenance logs.
  - **Compliance & Oversight:** Digitizes pre- and post-trip inspections to eliminate paper waste. The system provides real-time reporting for accidents and triggers automated notifications for the Fleet Manager regarding PM (Preventative Maintenance) schedules, registration renewals, and insurance expirations.
  - **Analytics:** Enables management to analyze vehicle utilization rates and total cost of ownership (TCO).

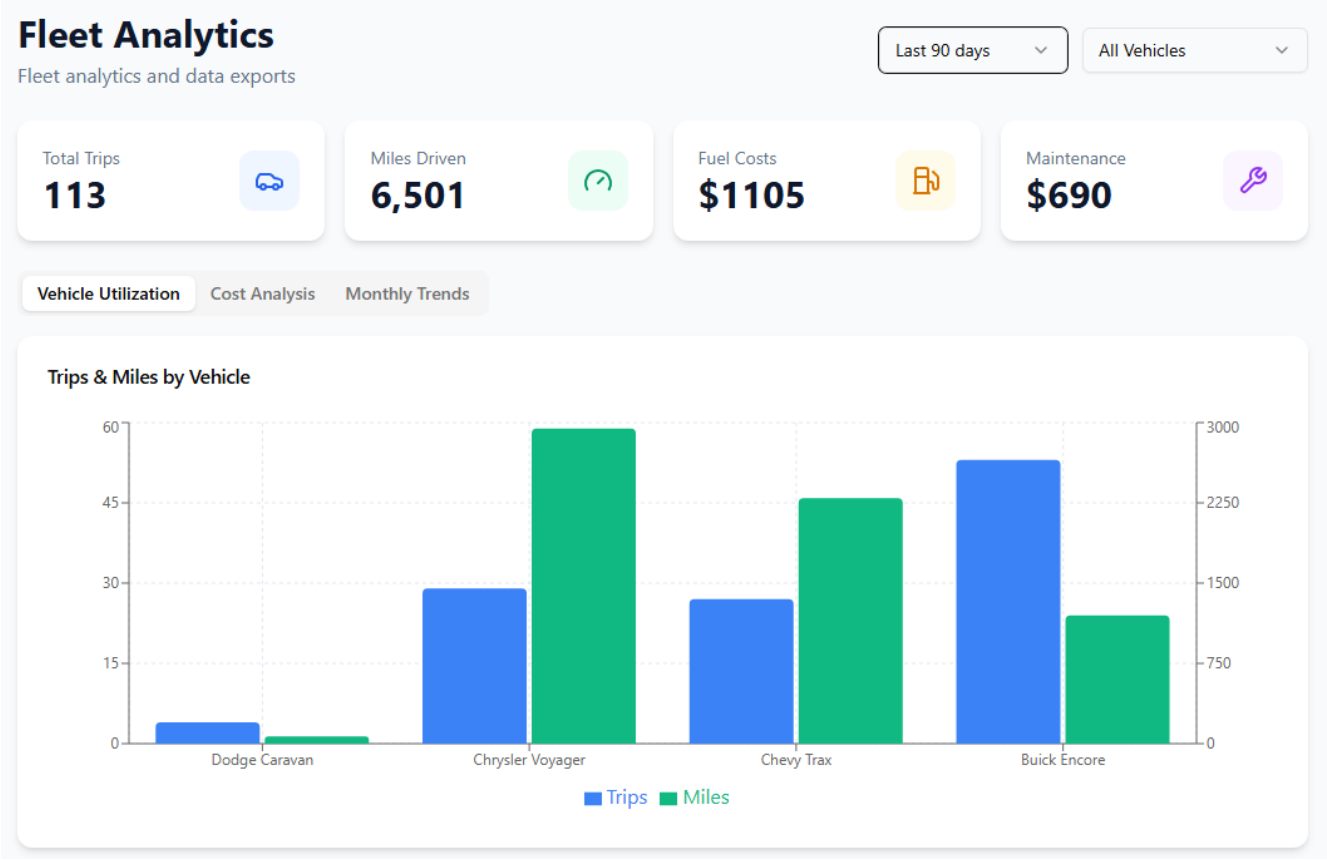

- **PASS 8.0 Student Registration:**
  - **Status:** Launched March 1, 2026.
  - **Functionality:** A student-facing portal for class registration with integrated waitlist logic.
  - **Key Features:** Students can track attendance history and submit course feedback directly through the interface.

- **Scope:** Supporting 14 statewide classes for the 2026 calendar year.

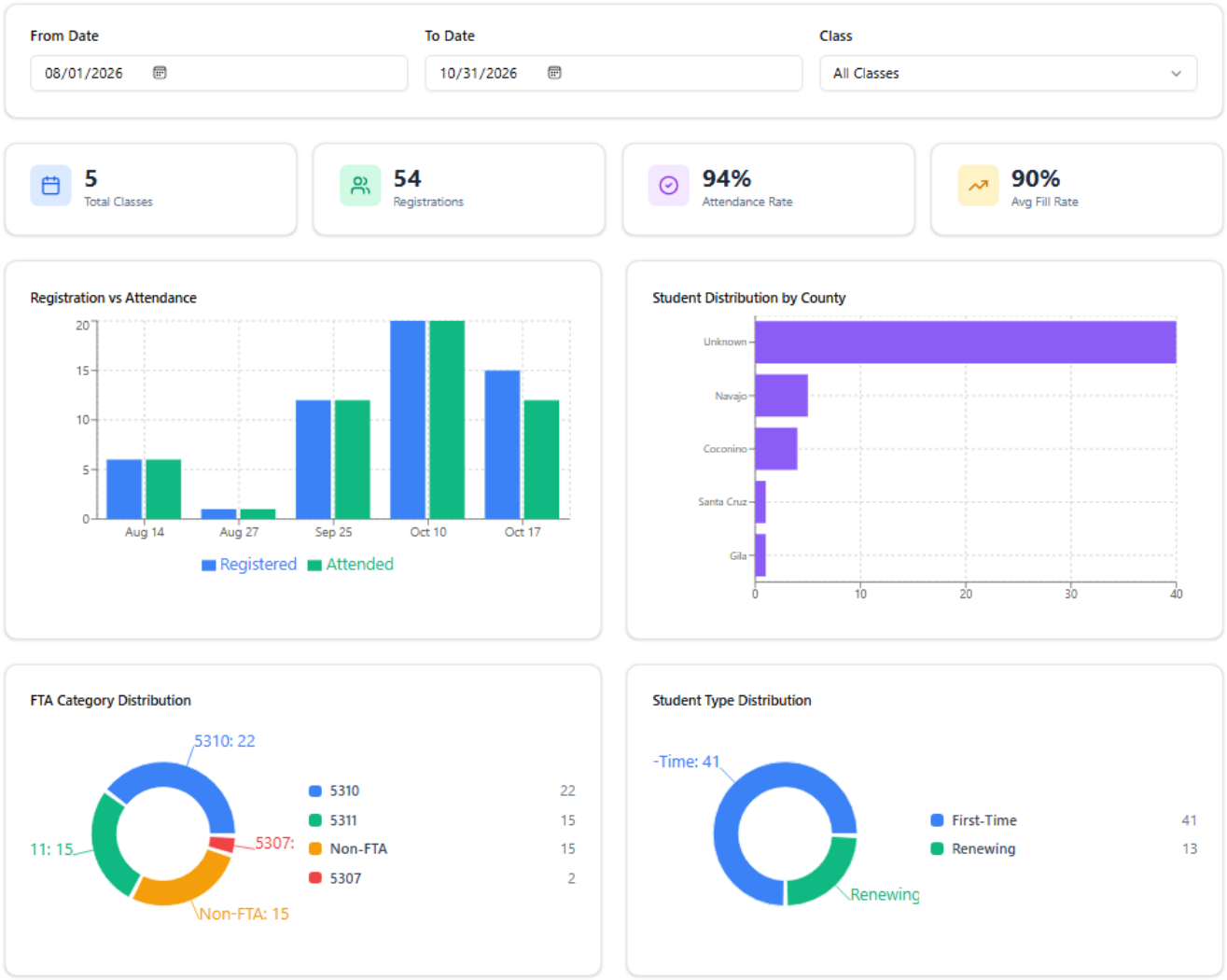

- **TAM (Transit Asset Management) System aka SEAGO Transit Connect:**
  - **Status:** Ongoing Development (Replacement of 2017 legacy system).
  - **Core Capabilities:** Designed for both public and non-public transit operators to monitor vehicle health and regulatory compliance.
  - **Data Architecture:** Features a comprehensive analytics dashboard tracking **ADOT Useful Life Benchmarks (ULB)** and **State of Good Repair (SGR)**.
  - **Operational Portals:** Includes specialized Driver and Dispatch Portals to capture real-time maintenance, utilization, communications, and operational compliance data.

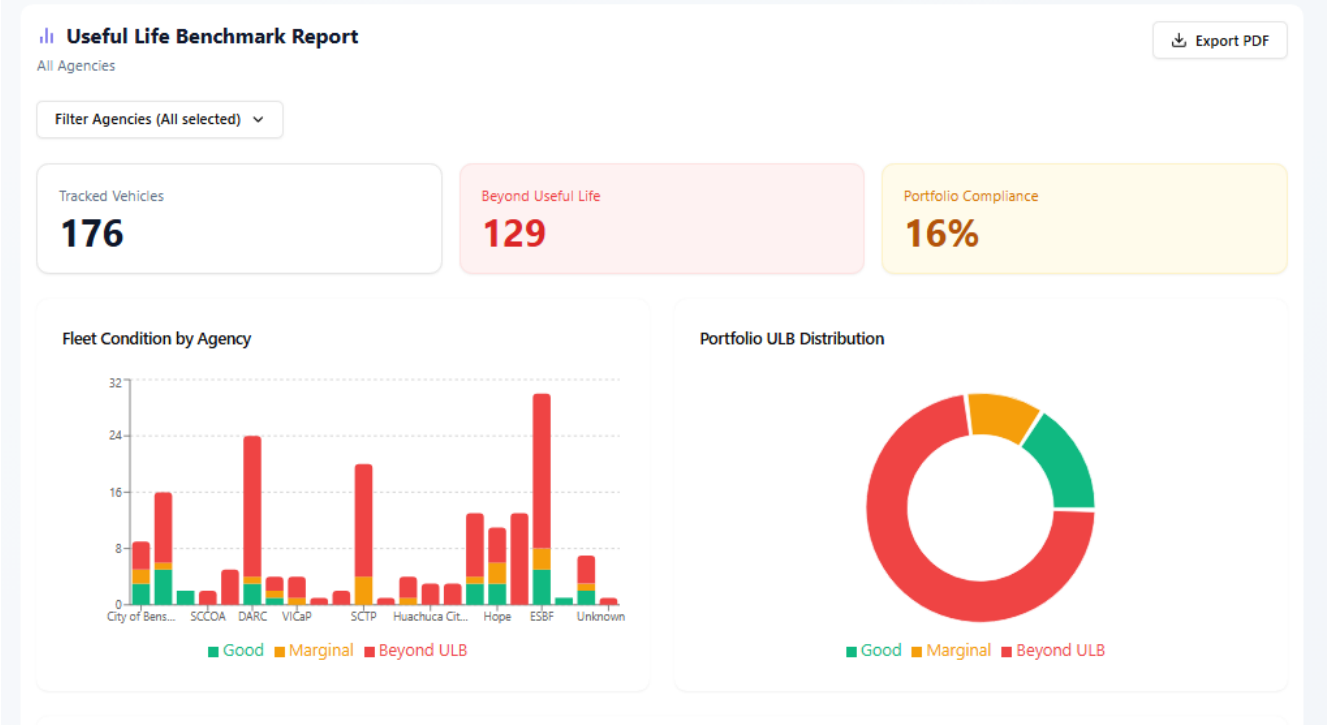

- **IT Asset Management System:**
  - **Status:** Live on March 1, 2026.
  - **Objective:** Replace current system with a mobile and user friendly system that will allow IT to track and manage assets and warranty expirations as well as software subscriptions.

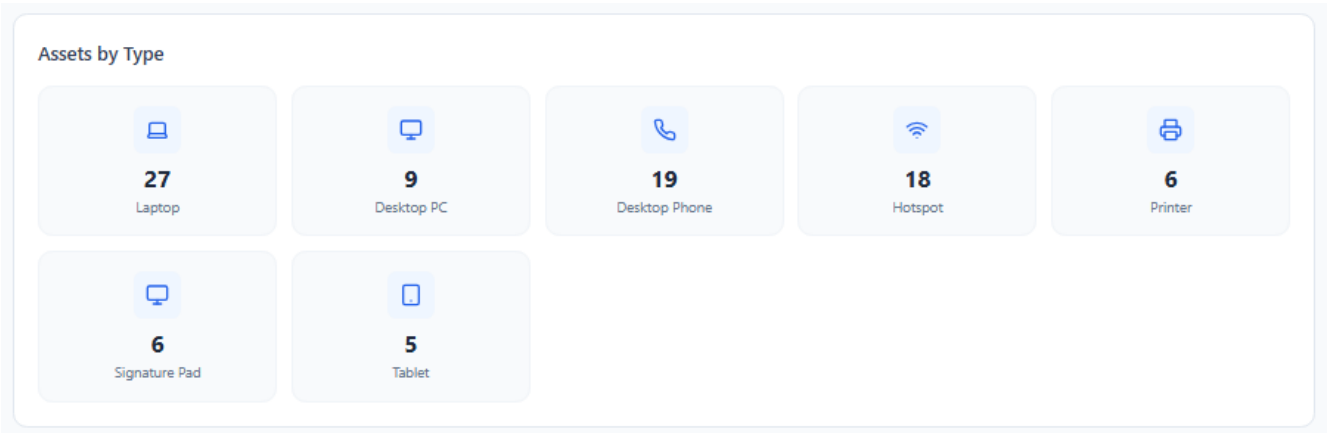

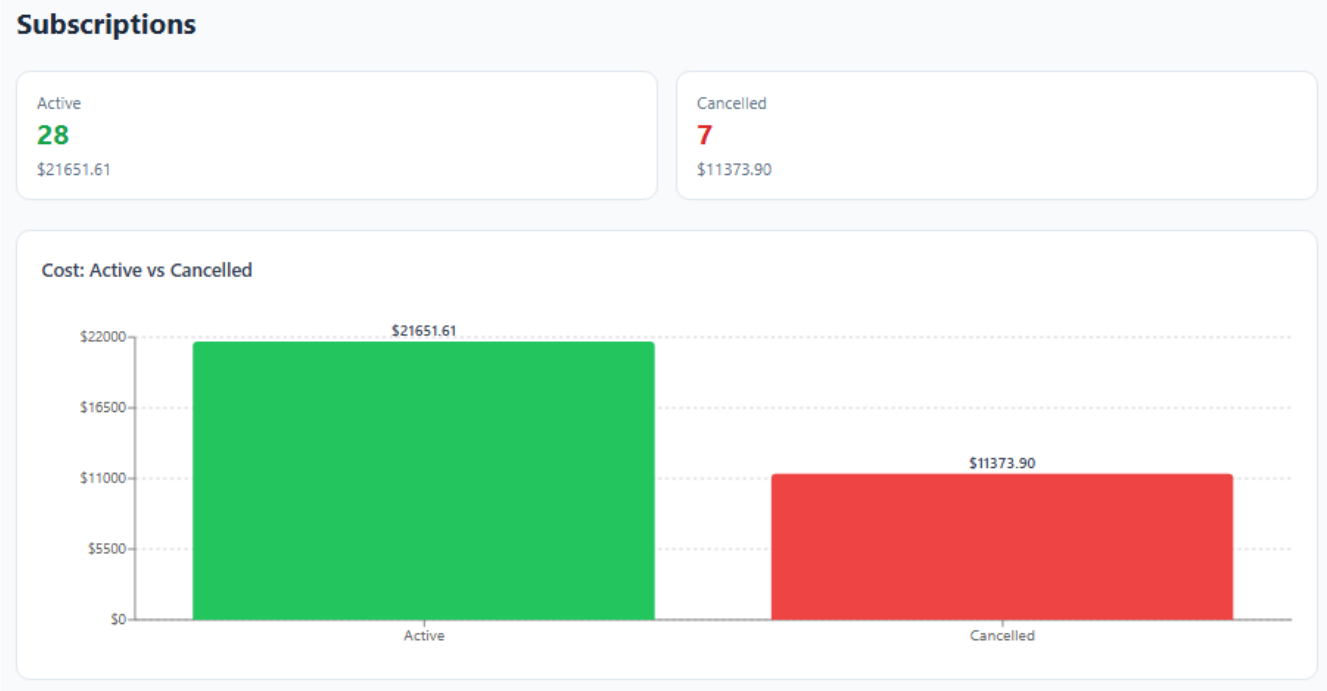

- **SEAGO GIS (www.seago-gis.org):**
  - **Status:** Under development.
  - **Objective:** Provide one place to locate all SEAGO GIS products including SEAGO Region Traffic Data, Community/Economic Development Projects, and SEAGO STBG/TIP Tracker.

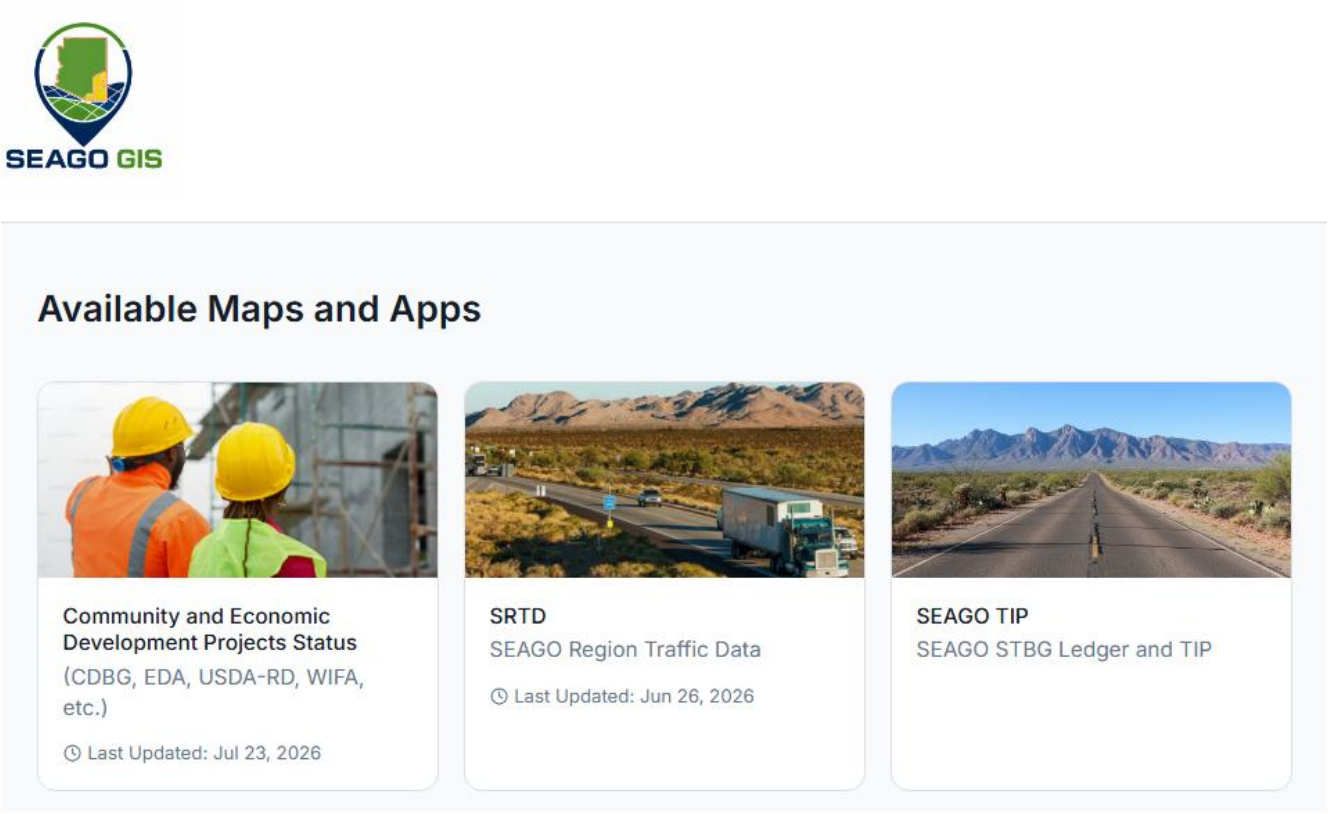

- **AAA Mobile App Revamp:**
  - **Status:** In Development (Replacement of 2017 legacy system).
  - **Timeline:** Targeted rollout in 2027.
  - **Objective:** To modernize the Area Agency on Aging's digital interface.

- **SCTP Driver Mobile App:**
  - **Status:** In development.
  - **Objective:** Custom app for Santa Cruz Training Programs to track daily ridership.
  - **Impact:** Will help with required monthly reporting and tracking.

- **Greenlee County Transit Study**
  - Online survey instrument for the Greenlee County Transit Study

Action Requested: X Information Only Action Requested Below

ADMINISTRATIVE COUNCIL PACKET

MEMO TO: **ADMINISTRATIVE COUNCIL**

FROM: **CELESTE VASQUEZ, AREA AGENCY ON AGING DIRECTOR**

DATE: **NOVEMBER 5, 2026**

SUBJECT: **AREA AGENCY ON AGING LEGISLATIVE UPDATE**

Federal Update:

The Older Americans Act (OAA), the primary federal statute supporting services for older adults and family caregivers, remains a major focus of congressional activity. The bipartisan Older Americans Act Reauthorization Act of 2025 (S. 2120) was approved by the U.S. Senate on July 14, 2026, and is currently awaiting consideration by the House of Representatives. If enacted, the legislation would reauthorize OAA programs through federal fiscal year 2030.

Key provisions of the Senate passed bill include:

- Strengthening support for older adults experiencing mental health, substance use, and cognitive health challenges.
- Expanding opportunities for home modifications, assistive technology, and evidence-based health promotion programs.
- Increasing flexibility and innovation within nutrition services, including medically tailored meals and grab-and-go meal options.
- Enhancing support for family caregivers through improvements to the National Family Caregiver Support Program and expanded respite care resources.
- Continuing improvements to the Senior Community Service Employment Program (SCSEP).
- Strengthening services and supports for Tribal elders and Native American aging programs.

At the same time, federal budget discussions continue to create uncertainty for aging services programs. According to recent federal budget proposals, some programs that support older adults, including OAA Title VI and SCSEP, have been proposed for reduction or elimination. However, Congress has previously rejected similar proposals, and most core OAA programs have continued to receive bipartisan support.

The Arizona Association of Area Agencies on Aging (AZAging) continues to prioritize advocacy efforts related to OAA reauthorization, with directors statewide encouraging congressional engagement to ensure continued investment in services that help older adults remain healthy, independent, and engaged in their communities.

Attachments: None

Action Requested: ☒ Information Only ☐ Action Requested Below:

ADMINISTRATIVE COUNCIL PACKET

MEMO TO: **ADMINISTRATIVE COUNCIL**

FROM: **CELESTE VASQUEZ, AREA AGENCY ON AGING DIRECTOR**

DATE: **NOVEMBER 5, 2026**

SUBJECT: **AREA AGENCY ON AGING PROGRAMS & AREA PLAN UPDATE**

Administration:

Development of the State Fiscal Years 2028–2031 Area Plan is underway. SEAGO AAA has partnered with Bynes Consulting Group, LLC, a Washington, D.C.-based nonprofit consulting firm that uses process-oriented, innovative strategies to translate vision into practical action. With expertise in public policy, program evaluation, strategic planning and budgeting, community planning, research, analysis, and communications, Bynes Consulting Group will lead development of SEAGO AAA's Area Plan on Aging. Attached are the overview, alignment, and timeline provided by the Arizona Department of Economic Security, Division of Aging and Adult Services (DAAS).

I. Area Plan Overview

The Older Americans Act (OAA), 45 C.F.R. §1321.65, states that each "area agency shall submit the Area Plan on aging and amendments specific to planning and service area to the State agency for approval following procedures specified by the State agency in the State agency policies prescribed by §1321.9."

State agencies decide the term length of the Area Plans. This Area Plan covers a four-year period from July 1, 2027 through June 30, 2031 (State Fiscal Year (SFY) 2028-2031).

The Area Plan describes activities over the SFY 2028-2031 time period that an Area Agency on Aging (AAA) will implement. The Area Plan is built on an AAA's Needs Assessment and the engagement of its Advisory Council and public input. Annual updates of the Area Plan are required. The updates will describe progress made and any recommended changes to the AAA's activities, based on the evolving needs of the planning and service area (PSA) and on the engagement of the AAA's Advisory Council and public input.

The AAA must make the final Area Plan accessible to the public per §1321.65 (b)(4)(ii).

For questions or to request additional information, please email AZSUA@azdes.gov.

II. State Plan on Aging Alignment

The Federal Fiscal Years (FFY) 2027-2028 Arizona State Plan on Aging outlines goals, objectives, and strategies to support individuals, their families, and caregivers aligning with the 2020 Older Americans Act (OAA) Reauthorization. The AAA develops an Area Plan that identifies local needs, assets, goals, objectives, and strategies that influence the collective progress toward supporting a State Plan. The State Plan that begins in FFY 2029 will be informed by and based on the SFY 2028-2031 AAA Area Plans, in accordance with §1321.27.

The FFY 2027-2028 Arizona State Plan on Aging goals, developed with input from AAAs, represent the diverse and growing needs of older adults. The three goals and associated objectives and strategies of the State Plan are:

Goal 1. Strengthen system-wide coordination through the development of a Multisector Plan on Aging (MPA) to improve service navigation and integration.

Objective 1. Conduct a statewide stakeholder assessment to identify relevant sectors and existing service gaps.

Strategy 1. Convene a statewide workgroup with representation from state agencies, AAAs, tribal governments, community partners, and older adults to guide the assessment process.

Goal 2. Reduce barriers and promote healthy aging by increasing awareness of programs, resources, and support for older adults.

Objective 1. Improve accessibility of information on resources, programs, services, and supports.

Strategy 1. Partner with other state agencies to assess current formats and platforms for sharing and accessing information to identify coordination opportunities across agencies.

Strategy 2. Redesign the DAAS website for clarity, usability, and alignment with other state agency aging resources.

Objective 2. Promote social connectedness to address loneliness and social isolation.

Strategy 1. Partner with AAAs, senior centers, and local partners to define and launch a statewide public awareness campaign on the effects of social isolation.

Objective 3. Increase awareness and knowledge about Alzheimer's Disease and Related Dementias (ADRD) and fall risk and prevention.

Strategy 1. Partner with AAAs, senior centers, and local partners to identify opportunities to expand training and educational resources on ADRD and falls risk and prevention for older adults, caregivers, and providers.

Strategy 2. Coordinate with state agencies, health system partners, AAAs, and local partners to develop and distribute educational materials and training programs.

Objective 4. Increase awareness of common scams and fraud facing older adults.

Strategy 1. Promote training opportunities that support older adults and caregivers in identifying warning signs of scams for AAA staff, volunteers, and community partners.

Goal 3. Recognize, support, and sustain formal and informal caregivers as vital partners in the aging network.

Objective 1. Increase awareness and identification of informal caregivers.

Strategy 1. Partner with AAAs and community partners to develop outreach materials and campaigns to encourage individuals to self-identify as caregivers and connect with available supports.

Objective 2. Expand peer and professional supports for informal caregivers.

Strategy 1. Partner with AAAs and community partners to increase access to peer support groups and evidence-based caregiver interventions.

Objective 3. Strengthen training and supports for formal caregivers.

Strategy 1. Partner with educational institutions, workforce boards, and training providers to expand direct care workforce development opportunities.

III. Area Plan Timeline

The following timeline is provided as a quick reference of dates for the planning process:

- July 2026 – January 2027 – **Preparation Phase** ○ Conduct needs assessment
  - Conduct public input sessions
  - Draft Area Plan goals and objectives
  - Prepare waiver(s) requests, as needed
  - Develop program development plan, as needed
- February 2027 - April 2027 - **Assessment Phase**
  - Review collaboration and coordination opportunities with other AAAs
  - Post draft Area Plan for public comment period
  - Make revisions, as needed
- By April 15, 2027 – **Final Draft Submission**
  - Submit the following to AZSUA@azdes.gov
    - Final Area Plan, including goals and objectives
    - Waiver request(s), as needed
    - Program development plan, as needed
- May - June, 2027 – **Review and Approval Phase**
  - Receive approval or denial with revision requests for:
    - Area Plan
    - Waiver(s)
    - Program Development Plan
  - Submit all requested revisions to AZSUA@azdes.gov by June 1, 2027
  - Receive approval by June 15, 2027, for:
    - Area Plan
    - Waiver(s)
    - Program Development Plan
- July 1, 2027 – **Area Plan Becomes Effective**
- By October 1, 2027 – DAAS will provide a detailed **Area Plan Implementation Report** template, including the AAA's goals, objectives, action steps, and anticipated outputs and outcomes

- By July 31st of each year, submit an **Area Plan Implementation Progress Report** and Program Development Progress Report, as applicable, for the previous state fiscal year.

Completed plans are due to AZSUA@azdes.gov by April 15, 2026.

Annual Report

The attached SFY 2025-2026 Annual Report shows how public investment and community partnerships support older adults and caregivers in Cochise, Graham, Greenlee, and Santa Cruz Counties. During the review, I will highlight services provided, people served, major program investments, and outcomes that help older adults stay safe, healthy, connected, and independent.

Case Management and Family Caregiver Support Program:

CMG and FCSP improved information sharing by collaborating with Central Intake and community partners and using social media, Trualta, the SEAGO AAA website, the mobile application, and the new Case Management HUB. These efforts expanded staff access to resources and increased awareness of available services.

CMG and FCSP partnered with the Cochise and Graham County health departments to promote healthy aging, chronic disease prevention, and wellness education. Through social media, community outreach, caregiver contacts, and referrals, they shared public health alerts, caregiver resources, and disease prevention materials, expanding access to health information across Region VI.

CMG and FCSP strengthened services for individuals and caregivers with the greatest needs through a two-day CMG Mid-Year Training, the Case Management HUB, ongoing provider coordination meetings, case consultations, and biweekly one-on-one meetings with Case Managers. These meetings focus on monitoring, goal setting, coaching, workload management, and staff support, promoting consistent, person-centered service delivery and professional development across the region.

Health Promotion and Disease Prevention Program:

The HPR Coordinator has met with many current partners and is working to connect with additional AAA partners. The program currently has nine volunteers: two for Tai Chi and seven for A Matter of Balance. Sierra Vista volunteers are scheduled to complete lay leader training on November 13, followed by participant classes.

The HPR Coordinator recently completed two Tai Chi for Arthritis classes in Rio Rico and Nogales, and both classes have restarted.

Annual monitoring of congregate and home-delivered meal programs for 2026–2027 is underway and is expected to be completed by the end of November.

Training for congregate and home-delivered meal programs is tentatively scheduled for January 15.

Long-Term Care Ombudsman:

The Long-Term Care Ombudsman and volunteers continue to visit skilled nursing and assisted living facilities throughout Region VI. The Ombudsman Coordinator also continues to recruit volunteers.

The Ombudsman attended the USAging Conference in July and gained valuable information to share throughout Region VI. The program remains committed to providing older adults with current, high-impact resources.

Region VI lost 20 assisted living beds when Beehive Assisted Living Facility closed last quarter.

The Ombudsman Program lost one volunteer due to a voluntary resignation.

The Ombudsman and SHIP Coordinator continue to support SEAEAT through quarterly meetings and planning for World Elder Abuse Awareness Day events in June.

Encouraging older adults to participate in senior center activities can help reduce the risk of elder abuse. Last June, the World Elder Abuse Awareness Day event drew attention to the Duncan Senior Center. As a result, construction debris was removed from the rear parking lot, needed repairs were completed, and a new wheelchair ramp was installed. Center Manager Gloria reported that the city is planning additional improvements.

State Health Insurance Program and Senior Medicare Patrol:

Expanded outreach across Region VI has created numerous community partnerships. During July, August, and September, SHIP/SMP participated in events in Graham, Greenlee, Santa Cruz, and Cochise counties. These efforts strengthened existing relationships, established new connections, and helped coordinate in-person, one-on-one appointments throughout the region. Senior congregate meal sites have been especially effective for reaching older adults with education on elder abuse, fraud, scams, and Medicare updates. Group presentations and individual conversations allow SHIP/SMP to answer questions, share resources, provide personalized support, and build trust while expanding access to services across Region VI.

The SHIP/SMP team provides education and assistance through social media, presentations, community partnerships, and beneficiary counseling by phone and in person. Central Intake connects individuals with the appropriate department and resources to address their needs and support informed decisions. In September, the SHIP/SMP Coordinator presented information on Medicare changes for 2027, followed by Medicare Bingo to reinforce key topics and encourage social interaction. These activities promote learning, engagement, and awareness of upcoming changes and available resources.

The SHIP/SMP Coordinator conducts webinars and training through SHIPTA to support volunteer participation and ongoing education. In September, the SHIP/SMP and State

Coordinators provided training on password management and proper use of the SHIPTA Center. Volunteers were also asked to update their documentation and review the Emergency Evacuation Plan for each location offering in-person appointments during Medicare Open Enrollment.

Attachments: SEAGO AAA FY2025-2026 Annual Report

Action Requested: ☒ Information Only ☐ Action Requested Below:

SEAGO AREA AGENCY ON AGING

FISCAL YEAR 2025-2026 ANNUAL REPORT

Helping older adults and caregivers remain safe, healthy, connected and independent.

Serving Cochise, Graham, Greenlee and Santa Cruz Counties

July 1, 2025 - June 30, 2026

Executive Summary

FY 2025-2026 regional impact at a glance

During FY 2025-2026, SEAGO administered $4.88 million in available aging-services funding and expended $3.60 million across programs and activities, representing 73.7% of available funding. Major investments supported Attendant Care, Home Delivered Meals, Congregate Meals, Case Management and Transportation.

The year's data shows both the scale of regional service delivery and the importance of maintaining access across rural communities. SEAGO-supported programs provided 134,414 meals, 53,342 transportation units, 31,030.75 Attendant Care hours and 3,745.39 Case Management hours. Each Home Delivered Meal delivery also includes a wellness check; 67,227 Home Delivered Meal deliveries supported 11,986 wellness checks during the year. Caregiver programs also provided training to 121 caregivers and respite support to 40 caregivers.

Executive Perspective

Public funding was translated into nutrition, in-home support, transportation, caregiver assistance, health promotion, advocacy and information services across Cochise, Graham, Greenlee and Santa Cruz Counties.

11,986 Total Wellness Checks

Every Home Delivered Meal delivery includes a wellness check. Through 67,227 Home Delivered Meal deliveries, providers completed 11,986 wellness checks during FY 2025-2026.

Information and Referral Access

Information and Referral recorded 1,171 total calls from 1,065 unduplicated consumers. Of those contacts, 1,149 were completed and 22 were incomplete, for a 98% completion rate.

$4.88M	**$3.60M**	**1,604**	**779**
Funding available	Invested in programs	Congregate Meal participants	Case Management clients
491	**433**	**134,414**	**53,342**
Home Delivered Meal participants	Attendant Care clients	Meals provided	Transportation units

Key Regional Findings

- Major program data shows 76%-93% rural participation.
- In key HCBS programs, 55%-60% of participants were at or below 100% of the Federal Poverty Level.
- Living-alone rates ranged from 55%-65% in Case Management, Home Delivered Meals and Attendant Care.
- Adults age 75 and older represented a substantial share of major service populations.

Table of Contents

FY 2025-2026 Annual Report

Executive Summary	**2**
A Message from the Area Agency on Aging	**4**
Fiscal Stewardship and Program Investments	**5**
Who We Serve and Home and Community-Based Services	**6**
Nutrition and Transportation Services	**7**
Caregiver Support and Community Programs	**8**
Information and Referral	**8**
County-by-County Impact	**10**
Success Stories and Community Outcomes	**11**
Looking Ahead and Data Notes	**12**
Annual Impact Dashboard Appendix	**14**

Navigation Note

The annual impact dashboard is included at the end of the report in landscape format for board and elected-official briefings.

A Message from the Area Agency on Aging

The SEAGO Area Agency on Aging supports older adults, caregivers and individuals with disabilities throughout southeastern Arizona. Through nutrition services, case management, in-home supports, transportation, caregiver assistance, health promotion, advocacy and information services, SEAGO works with community partners to help residents remain safe and independent in the communities they call home.

Fiscal Year 2025-2026 data reflects the continuing importance of these programs across a large rural service region. The reports show substantial use of nutrition, attendant care, case management and transportation services, together with meaningful participation in caregiver and health-promotion programs.

Our Regional Commitment

SEAGO connects public investment, local providers and community partnerships to practical supports that promote dignity, choice and independence.

Fiscal Stewardship and Program Investments

The FY 2025-2026 Funds Summary identifies $4,877,614.94 in total funding available and $3,595,777.65 in expenditures. Funding supported a broad continuum of nutrition, in-home, caregiver, transportation, information, advocacy, ombudsman, housing and health-promotion activities.

PROGRAM / SERVICE	FY26 EXPENDITURES
Attendant Care	**$791,494**
Home Delivered Meals	**$695,398**
Congregate Meals	**$519,928**
Case Management	**$464,642**
Transportation	**$215,109**
Long-Term Care Ombudsman	**$134,426**
Information and Referral	**$114,187**
Respite Care	**$78,650**
Community Education and Information	**$65,983**
Advocacy	**$35,765**
Health Promotion	**$34,699**
Caregiver Training	**$5,563**
Adaptive Aids	**$2,637**

Funding Note

Program expenditure amounts are taken from the FY 2025-2026 Funds Summary. County expenditure figures later in this report are analytical estimates, not county-level accounting totals.

Who We Serve

SEAGO programs serve older adults and caregivers across four counties, with particularly strong reach into rural communities and among people with limited incomes or who live alone.

RURAL REACH	ECONOMIC NEED	LIVING ALONE	OLDER ADULTS
76%-93% across major programs	55%-60% in key HCBS programs	55%-65% in three major services	Age 75+ is a substantial service population

Home and Community-Based Services

Case Management

Case Management served 779 unduplicated clients and delivered 3,745.39 service hours. Reported participants included 76% rural residents, 55% at or below 100% of the Federal Poverty Level and 55% living alone. FY26 expenditures totaled $464,642.

Attendant Care

Attendant Care served 433 unduplicated clients and delivered 31,030.75 hours. Reported participants included 76% rural residents, 60% at or below 100% of the Federal Poverty Level and 65% living alone. FY26 expenditures totaled $791,494.

Adaptive Aids and Assistive Technology

Six individuals received adaptive aids or assistive technology services. FY26 expenditures totaled $2,637.

Nutrition and Transportation Services

Congregate Meals

Congregate nutrition programs served 1,604 unduplicated participants and provided 67,187 meals. The demographic report identifies 93% of participants as rural residents. FY26 expenditures totaled $519,928.

Home Delivered Meals

Home Delivered Meals served 491 unduplicated participants and delivered 67,227 meals. Each delivery also included a welfare check, extending the program's impact beyond nutrition to regular safety and social contact. A client receiving delivery every two weeks receives approximately 26 welfare checks each year. The demographic report identifies 76% rural participation, 58% at or below 100% of the Federal Poverty Level, and nearly half of participants age 80 or older. FY26 expenditures totaled $695,398.

Wellness Checks with Every Delivery

Each Home Delivered Meal delivery also includes a welfare check. A client receiving a delivery every two weeks receives approximately 26 welfare checks each year, providing regular contact that supports safety, connection and continued independence.

Transportation

Transportation providers delivered 53,342 units across the region. FY26 transportation expenditures totaled $215,109.

67,187	67,227	134,414	53,342
Congregate Meals	Home Delivered Meals	Total Meals	Transportation Units

Why These Services Matter

Nutrition and transportation services connect older adults to meals, wellness checks, community settings and essential destinations throughout a large rural service area.

Caregiver Support and Community Programs

Caregiver Training

Caregiver Training reached 121 caregivers and provided 141 service units. FY26 expenditures totaled $5,563.

Respite Care

Respite services supported 40 caregivers and delivered 3,263.79 units. FY26 expenditures totaled $78,650.

Community Education and Information

Community education and information activities reached more than 20,000 individuals through outreach and educational activities. FY26 expenditures totaled $65,983.

Information and Referral

Information and Referral connects older adults, caregivers, family members, professionals and community members to available resources. During FY 2025-2026, the program recorded 1,171 total calls from 1,065 unduplicated consumers. The report lists 1,149 completed contacts and 22 incomplete contacts, resulting in a 98% completion rate. FY26 expenditures totaled $114,187.

1,171	1,065	1,149	98%
Total calls	Unduplicated consumers	Completed contacts	Completion rate

Contact Methods

CONTACT METHOD	NUMBER	PERCENT
Phone	833	72.5%
Email	241	21.0%
Other	48	4.2%
In Person	24	2.1%
Fax	3	0.3%

Callers Served

The call summary identifies 500 callers age 60 or older, 293 agency or professional callers, 219 family members, 50 friends or neighbors, 32 people under age 60, 48 callers categorized as other, 4 community gatekeepers and 3 caregivers.

Types of Assistance Recorded

The report recorded 378 Information and Referral contacts, 142 Referral contacts, 72 Information, Referral and Assistance contacts, 8 Information contacts, 6 Information and Assistance contacts and 1 Assistance contact. An additional 542 contacts were categorized as unknown in the type-of-call field.

Health Promotion and Disease Prevention

Health-promotion and disease-prevention programming reached 284 participants. FY26 expenditures totaled $34,699.

Advocacy and Long-Term Care Ombudsman

FY26 expenditures totaled $35,765 for Advocacy and $134,426 for Long-Term Care Ombudsman services.

County-by-County Impact

Registered clients reported by county in selected program demographic reports

COUNTY	CASE MANAGEMENT	HOME DELIVERED MEALS	ATTENDANT CARE	CONGREGATE MEALS	EST. FOUR-PROGRAM EXPENDITURES*
Cochise	343	233	193	181	$1,117,978
Graham	203	128	102	66	$578,786
Greenlee	72	60	42	22	$236,116
Santa Cruz	128	52	85	202	$538,582

COUNTY	TRANSPORTATION PROVIDERS	FY 2025-2026 UNITS	SEAGO ALLOTTED FUNDS
Cochise	Benson, Bisbee, Douglas, VICAP and Willcox	62,212	$155,500.03
Graham	Easterseals Blake Foundation - Safford	3,772	$33,300.00
Greenlee	Easterseals Blake Foundation - Clifton and Duncan	720	$26,000.00
Santa Cruz	Valley Assistance Services	657.5	$5,000.00

County Highlights

Cochise County

343 Case Management clients, 233 Home Delivered Meal participants, 193 Attendant Care participants, 181 Congregate Meal participants, 67 Caregiver Training participants and 18 Respite participants.

Graham County

203 Case Management clients, 128 Home Delivered Meal participants, 102 Attendant Care participants, 66 Congregate Meal participants and 9 Respite participants.

Greenlee County

72 Case Management clients, 60 Home Delivered Meal participants, 42 Attendant Care participants and 22 Congregate Meal participants.

Santa Cruz County

202 Congregate Meal participants, 128 Case Management clients, 85 Attendant Care participants, 28 Caregiver Training participants and 9 Respite participants.

*Estimated county expenditures allocate FY2025-2026 Case Management, Home Delivered Meals, Attendant Care and Congregate Meals expenditures by each county's reported client share. These are analytical estimates, not county-level accounting totals. Client figures exclude missing or out-of-area county data.

Success Stories and Community Outcomes

The examples below are composite, non-identifying illustrations based on the types of supports represented in the service data. They are not presented as individual client records.

Aging in Place

A rural older adult living alone may need help with personal care, meal preparation and service coordination. A combination of Case Management, Attendant Care and Home Delivered Meals can create a coordinated support structure that promotes safety and continued community living.

Food Security and Connection

For a homebound participant, a delivered meal provides nutrition and regular contact. For a participant attending a congregate site, a meal may also provide connection to community activities and available aging resources.

Caregiver Relief

A caregiver may receive training, respite and referrals that strengthen day-to-day caregiving capacity while creating time for rest and other responsibilities.

Rural Access

Transportation, outreach and local provider partnerships extend services across communities where distance can limit access to nutrition, healthcare and social supports.

AGING IN PLACE	FOOD SECURITY	CAREGIVER RELIEF	RURAL ACCESS
Case Management, Attendant Care and supportive services	More than 134,000 meals provided	Training, respite and resource connection	Transportation and services across four counties

Looking Ahead

SEAGO will continue focusing on the core services and partnerships that help older adults and caregivers remain connected to their communities.

- Maintain access to home and community-based services.
- Support family caregivers through training, respite, information and referrals.
- Address nutrition and transportation needs across rural communities.
- Promote healthy aging and disease prevention.
- Strengthen community partnerships and public awareness of aging resources.
- Use service and expenditure data to support planning, monitoring and continuous improvement.

Data Notes and Sources

This annual report was developed from the FY 2025-2026 Funds Summary Report and DAARS demographic and service-unit reports for the period July 1, 2025 through June 30, 2026. Source reports include Attendant Care, Advocacy, Caregiver Training, Case Management, Congregate Meals, Home Delivered Meals, Information and Referral, Respite, Adaptive Aids, Community Education and Information, Transportation, Health Education/Disease Prevention and related unit reports.

Program totals and county subtotals may differ because county figures exclude clients with missing, out-of-area or other county data. Service units are reported as presented in the source reports. County expenditure values are estimates based on reported client shares in four major programs and should not be treated as audited county-level accounting totals.

SEAGO Area Agency on Aging

Serving Cochise, Graham, Greenlee and Santa Cruz Counties
FY 2025-2026 Annual Report

SEAGO AREA AGENCY ON AGING

FY 2025-2026 IMPACT DASHBOARD

Serving Cochise, Graham, Greenlee and Santa Cruz Counties

$4.88M	$3.60M	73.7%
TOTAL FUNDING AVAILABLE	INVESTED IN PROGRAMS	OF AVAILABLE FUNDS EXPENDED

PEOPLE REACHED

1,604	779	491
Congregate Meal Participants	Case Management Clients	Home Delivered Meal Participants
433	**121**	**40**
Attendant Care Clients	Caregivers Trained	Caregivers Receiving Respite

SERVICES DELIVERED

TOP PROGRAM INVESTMENTS

PROGRAM	INVESTMENT
Attendant Care	$791,494
Home Delivered Meals	$695,398
Congregate Meals	$519,928
Case Management	$464,642
Transportation	$215,109

WHO WE SERVE

RURAL REACH	76%–93% of clients in major programs lived in rural communities.
ECONOMIC NEED	55%–60% of clients in key HCBS programs were at or below 100% FPL.
LIVING ALONE	55%–65% of clients in three major programs lived alone.
OLDER ADULTS	Adults age 75 and older represented a substantial service population.

HOME DELIVERED MEALS | NUTRITION + SAFETY

67,227	11,986
HOME DELIVERED MEALS	TOTAL WELLNESS CHECKS

EVERY DELIVERY INCLUDES A WELLNESS CHECK

67,227 Home Delivered Meal deliveries supported 11,986 wellness checks during the year.

INFORMATION AND REFERRAL

1,171	1,065	1,149	98%
Total Calls	Unduplicated Consumers	Completed Contacts	Completion Rate

COUNTY-BY-COUNTY IMPACT

FY 2025-2026 service reach across southeastern Arizona

REGISTERED CLIENTS REPORTED BY COUNTY

COUNTY	CASE MANAGEMENT	HOME DELIVERED MEALS	ATTENDANT CARE	CONGREGATE MEALS
Cochise	343	233	193	181
Graham	203	128	102	66
Greenlee	72	60	42	22
Santa Cruz	128	52	85	202

COUNTY HIGHLIGHTS & ESTIMATED EXPENDITURES

COCHISE COUNTY

$1,117,978 Estimated four-program expenditures*
343 Case Management clients
233 Home Delivered Meal participants
193 Attendant Care participants
67 Caregiver Training participants
18 Respite participants

GRAHAM COUNTY

$578,786 Estimated four-program expenditures*
203 Case Management clients
128 Home Delivered Meal participants
102 Attendant Care participants
9 Respite participants

GREENLEE COUNTY

$236,116 Estimated four-program expenditures*
72 Case Management clients
60 Home Delivered Meal participants
42 Attendant Care participants
22 Congregate Meal participants

SANTA CRUZ COUNTY

$538,582 Estimated four-program expenditures*
202 Congregate Meal participants
128 Case Management clients
85 Attendant Care participants
28 Caregiver Training participants
9 Respite participants

REGIONAL CONTEXT

76% Case Management clients living in rural communities

76% Home Delivered Meal participants living in rural communities

76% Attendant Care participants living in rural communities

93% Congregate Meal participants living in rural communities

FOUR COUNTIES | ONE REGIONAL COMMITMENT

*Estimated county expenditures allocate FY2025-2026 Case Management, Home Delivered Meals, Attendant Care, and Congregate Meals expenditures by each county's reported client share. These are analytical estimates, not county-level accounting totals. Client figures exclude missing or out-of-area county data.

COUNTY TRANSPORTATION | UNITS + SEAGO ALLOTTED FUNDS

COCHISE	GRAHAM	GREENLEE	SANTA CRUZ
62,212 units	3,772 units	720 units	657.5 units
$155,500.03	$33,300.00	$26,000.00	$5,000.00

Source: Amendments-Projection Tool SFY 25-26. Projection-tool totals are shown separately from the 53,342-unit DAARS regional total because the source totals differ.

ADMINISTRATIVE COUNCIL PACKET

MEMO TO: **ADMINISTRATIVE COUNCIL**

THROUGH: **CHRIS VERTREES, EXECUTIVE DIRECTOR**

DATE: **NOVEMBER 5, 2026**

SUBJECT: **TRANSPORTATION PROGRAM UPDATES**

In September, the Sierra Vista MPO Board of Directors voted to withdraw from the Rural Transportation Advocacy Council (RTAC). This has generated significant concern that other agencies will follow. The general belief is that RTAC's lobbying role for rural transportation priorities can be filled by individual agency hired lobbyists.

There is a real prospect of legislation next session that reopens the 1999 Casa Grande Resolves allocation and the formula that delivers greater Arizona its transportation funding. Federal transportation funding is currently allocated as 50% to rural Arizona, 37% to Maricopa County and 13% to Pima County.

If Resolves are reopened, it is anticipated that our larger urban areas will push for a population driven formula. However, the rural share was never built on population. It was built on need, travel patterns and public land ownership. A population-based formula erases all three.

The attached slide presentation discusses the history of how the current funding allocation was determined, why RTAC was created, and why it is important that we stay unified.

I will be glad to answer any questions you may have at our meeting.

Attachments: One Voice for Greater Arizona Presentation

Action Requested: ☒ Information Only ☐ Action Requested Below

RURAL TRANSPORTATION ADVOCACY COUNCIL

One Voice for Greater Arizona

Why RTAC exists and what is at stake if we come apart

Presented to the RTAC Advisory Committee
and the RTAC Board of Directors

THE MOMENT

Why we are having this conversation now



1 **Sierra Vista MPO has formally withdrawn from RTAC.**

One region has decided the value is not there. Whatever the reason, it is a signal we cannot ignore.

2 **The value of RTAC is not being carried back home.**

Board members understand it. Their fellow elected officials often hear only that RTAC runs a funding bill.

3 **A bill reopening the rural revenue split may be filed this session.**

If the Casa Grande allocation is reopened on population alone, greater Arizona loses ground it has held since 1999.

Our goal today: no further withdrawals, and every director and board member able to explain RTAC in sixty seconds.

Rural Transportation Advocacy Council
Linking Arizona to the Global Economy

1

Where our share came from

The rural allocation was not granted. It was negotiated by people in this line of work, in a room in Casa Grande, in the spring of 1999.

SECTION 1

Arizona before 1999

New federal money arrived, and rural Arizona had no organized way to claim any of it.

1998

Congress passes the Transportation Equity Act for the 21st Century (TEA-21)

Federal transportation funding to Arizona rises by roughly 40 percent.

10%

MAG's fair share analysis

MAG's review indicated only about 10 percent of ADOT discretionary resources had gone to the MAG region over the prior decade, and MAG opened direct talks with ADOT and the State Transportation Board.

0

Unified rural presence

Rural regions had limited access to ADOT decision makers and no organized voice representing greater Arizona.

Source: Brief History of Early Rural Transportation Summits and Establishment of RTAC

SECTION 1

Rural Arizona organizes

Jan 1999

First rural transportation summit, Casa Grande

Rural COG and MPO directors from CAAG, NACOG, SEAGO, WACOG, FMPO and YMPO coordinate the first summit, hosted by CAAG. Strong attendance from local officials across rural Arizona.

Apr 1999

The Casa Grande Resolves

ADOT, the MPOs, the COGs, transit operators and FHWA meet April 29 and 30 and sign an agreement creating a new statewide planning and programming process. The Casa Grande Resolves created the Resource Allocation Advisory Committee to estimate state and federal revenue and recommend how it is divided (50% of revenue allocated to rural Arizona, 37% to Maricopa County and 13% to Pima County).

Jan 2001

Third summit, Camp Verde

Hosted by NACOG. Participants reach consensus that rural regions need a legislative liaison to advocate with ADOT and at the legislature.

2001

RTAC is established

Rural COGs, FMPO and YMPO fund a Rural Transportation Liaison. NACOG hosts the position. The first liaison starts in September 2001, ahead of the 2002 session.

SECTION 1

What was signed on April 30, 1999

Representatives of ADOT, MAG, PAG, NACOG, FMPO, YMPO, CAAG, SEAGO, WACOG, RPTA, PAG Area Transit and FHWA agreed to four things.

1. Implement a new regionally based transportation planning and programming process
2. Establish a revenue allocation process with representation from ADOT, the TMAs, the MPOs and COGs, and transit operators
3. Move ahead aggressively on a statewide long range transportation plan
4. Present these agreements to our governing bodies

The fourth commitment is the one we are failing today. Taking it home was always part of the deal.

SECTION 1

The seven guiding principles



Adopted at Casa Grande as the foundation of Arizona's planning and programming process. They still govern how projects get selected.

One process per region

A single multimodal planning process for each region, seamless to the public, recognizing state, local and tribal governments.

Early public involvement

Frequent public participation and stakeholder involvement meeting TEA-21 and other state and federal requirements.

Local plans drive the state plan

State, regional and local policy objectives form the foundation of the statewide long range plan.

Agreed data and assumptions

Plans and programs rest on clearly defined resources, performance measures and technical information.

Every project ties to the plan

Each programmed project must advance a plan objective, and the program must represent an equitable allocation of resources.

Common monitoring

Implementation tracked through a shared database of regularly updated program information and allocations.

Shared responsibility

State, local and tribal governments and regional organizations share responsibility for meeting Arizona's transportation needs.

Equity of allocation is written into the fifth principle. That sentence is the legal and political footing for the rural share.

SECTION 1

RAAC: the room where allocation happens

The Casa Grande Resolves created a Resource Allocation Advisory Committee to estimate state and federal revenue and recommend how it is divided.

Seats at the table

- ADOT Deputy Director, as chair
- ADOT Director of Planning
- ADOT Chief Financial Officer
- ADOT State Engineer
- Two TMA directors
- Two MPO and COG directors
- One TMA transit director

RAAC found that transportation needs statewide far exceed available revenue, and that a rough balance between urban and rural resources was reasonable.

RAAC also found that rural needs driven by recreational and commercial travel are great, and that low population and extensive public land ownership require financial support from the urban areas.

That finding is why greater Arizona receives a share that population alone would never produce.

SECTION 1

Why this history matters today

Rural Arizona has never won a transportation dollar by acting alone.

The share is a negotiated position, not a statute

Nothing in law guarantees greater Arizona its allocation. It rests on an agreement between parties who all still have to show up.

It was won by directors, not by chance

Six rural COGs and MPOs organized themselves, hosted summits, and put people in the room. RTAC is the institutional form of that effort.

Consensus cuts both ways

The same consensus rule that protects us when we are united makes us easy to dismiss when we are not.

The Creation of RTAC

Rural Transportation Advocacy Council
Linking Arizona to the Global Economy

Mission: Protect & promote rural and small metropolitan transportation interests, as well as creating a stronger and more effective rural transportation advocacy network in Arizona.

1. **Coalition - Organized, unified voice for Rural Arizona to protect rural interests**
2. **Monitoring – Dedicated staff at the Capitol and State Transportation Board meetings**
3. **Advocacy - Collective policy and funding interests *(defensive & offensive)***
4. **Communication - Keep rural regions and their elected officials informed on a timely basis; inform Partners**

A strong, unified Greater Arizona coalition is essential, particularly when new resources are generated or adverse policy and funding allocation efforts are proposed.

Rural Transportation Advocacy Council
Linking Arizona to the Global Economy

2

One voice, or no voice

At the Capitol, greater Arizona is only as strong as its ability to say the same thing at the same time. The alternative is being counted by population.

SECTION 3

What a unified statewide voice actually buys



Standing

Thirteen counties speaking as one coalition get meetings that a single COG or MPO cannot get on its own. Leadership takes a bloc seriously.

Consistency

One agreed position means legislators hear the same rural ask from every district, instead of competing regional wish lists that cancel each other out.

Early warning

A shared legislative operation sees bills, amendments and strikers before they move. A region acting alone finds out after the vote.

Defensive capacity

Most of what RTAC does is stop bad outcomes. Nobody gets a ribbon cutting for a formula that was not reopened.

Continuity

Elected officials rotate. A standing coalition carries institutional memory that individual councils cannot.

Credibility with ADOT

The two rural RAAC seats carry weight only when the person in the chair speaks for an aligned membership.

Every one of these disappears the moment regions negotiate separately. There is no partial version of a unified voice.

SECTION 3

The risk in front of us

There is a real prospect of legislation next session that reopens the Casa Grande allocation and the formula that delivers greater Arizona its transportation funding.

1 The argument they will make	That the allocation is twenty five years old, that Arizona's growth has been urban, and that funding should follow the people.
2 Why that argument is dangerous	The rural share was never built on population. It was built on need, travel patterns and public land ownership. A population frame erases all three.
3 What reopening costs	Once the split is on the table, everything is negotiable at once. The likeliest outcome is that greater Arizona ends up with less than the modest share it holds now.
4 What stops it	A unified rural bloc that is visible early, aligned on one position, and represented by members who have already briefed their own delegations.

SECTION 3

Population is not the same as need

If the allocation were rewritten on headcount alone, this is the comparison that would decide it.

WHAT A POPULATION FORMULA SEES

- Roughly three quarters of Arizonans live in Maricopa and Pima counties
- Rural counties hold a small and shrinking share of the state's population
- Growth over the last two decades has been overwhelmingly urban
- On this measure alone, greater Arizona's current share looks generous

WHAT A POPULATION FORMULA MISSES

- The state highway system connects urban and rural Arizona and carries the freight both depend on
- Rural needs are driven by recreational and commercial travel generated largely outside those counties
- Extensive public land ownership limits the local tax base available to build and maintain
- RAAC's own findings concluded rural investment requires financial support from the urban areas

Confirm current population shares against the latest state estimates before presenting.

Rural Arizona has never won anything alone.

In 1999 six rural COGs and MPOs organized because no one was going to represent greater Arizona for us. That is still true. RTAC is the form that effort takes today, and it works only as long as we stay in it together.

Questions and regional round table

Rural Transportation Advocacy Council
Linking Arizona to the Global Economy