

City of Ironwood
213 S. Marquette St.
Ironwood, MI 49938



IRONWOOD

MICHIGAN | *Find Your North*

Phone: (906) 932-5050
Fax: (906) 932-5745
www.cityofironwood.org

AGENDA
REGULAR IRONWOOD CITY COMMISSION MEETING
MONDAY, AUGUST 27, 2018
Regular Meeting - 5:30 P.M.
LOCATION: COMMISSION CHAMBER MEMORIAL BUILDING

- A. Regular Meeting Called to Order.
Pledge of Allegiance.
- B. Recording of the Roll.
- C. Approval of the Consent Agenda.*

All items with an asterisk () are considered to be routine by the City Commission and will be enacted by one motion. There will be no separate discussion of those items unless a Commission member or citizen so requests, in which event the item will be removed from the General Order of Business and considered in its normal sequence on the agenda.*

*1) Approval of Minutes – Regular City Commission Meeting Minutes of August 13th.

- *2) Review and Place on File:
 - a. Planning Commission Meeting Minutes of June 7th.

- D. Approval of the Agenda
- E. Review and Place on File:
 - 1. Statement of Revenue & Expenditures.
 - 2. Monthly Cash Report.
- F. Approval of the Monthly Check Register Report.
- G. Citizens wishing to address the Commission on Items on the Agenda. (Three Minute Limit).
- H. Citizens wishing to address the Commission on Items not on the Agenda (Three Minute Limit)



This Institution is an Equal Opportunity Provider, Employer and Housing Employer/Lender



OLD BUSINESS

- I. Discuss and Consider awarding the lowest bid to Smily's Excavating for 4,000 tons of 22A Road Gravel at \$7.38/ton for a total of \$29,520.00, subject to materials testing verification.
- J. Discuss and Consider awarding the lowest bid to Smily's Excavating for 2,000 tons of Winter Sand at \$13.15/ton for a total amount of \$26,300.00, subject o materials testing verification.

NEW BUSINESS

- K. Discuss and Consider Resolution #018-028 Governing the 2018 Comprehensive Deer Management Program.
- L. Discuss and consider awarding bids for 2018 Sanitary Sewer Line Extension (Frenchtown Rd/Mill St) and Water Service line replacement Projects.
- M. Consider approval of Rural Development Change Order No. 5 for the City of Ironwood – Phase 4 Utility Project to Ruotsala Construction, LLC in the amount of \$132,270.83 and authorize Mayor to sign all applicable documents.
- N. Consider approval of Rural Development Pay Package in the amount of \$326,826.48 for the City of Ironwood – Phase 4 Utility Project Water Portion and authorize Mayor to sign all applicable documents.
- O. Consider approval of Rural Development Pay Package in the amount of \$168,042.53 for the City of Ironwood – Phase 4 Utility Project Sewer Portion and authorize Mayor to sign all applicable documents.
- P. Discuss Stop Sign installation requirements and locations.
- Q. Mayor's appointment.
- R. Manager's appointment.
- S. Manager's Report.
- T. Other Matters.
- Q. Adjournment.

Proceedings of the Ironwood City Commission

A Regular Meeting of the Ironwood City Commission was held on August 13, 2018 at 5:30 P.M. in the City Commission Chambers, Second Floor of the Municipal Memorial Building in the City of Ironwood.

A. Mayor Burchell called the Regular Meeting to Order at 5:30 P.M.

B. Recording of the Roll.

PRESENT: Commissioner Cayer, Corcoran, Mildren, Semo, and Mayor Burchell.

ABSENT: None.

C. Approval of the Consent Agenda.*

*1) Approval of Minutes – Regular City Commission Meeting of July 23th.

*2) Review and Place on File:

- a. Downtown Ironwood Development Authority (DIDA) Meeting Minutes of June 28th.
- b. Economic Development Corporation (EDC) Meeting Minutes of June 6th.
- c. Civic Center Meeting Minutes of May 13th & July 2nd.
- d. Carnegie Library Board Meeting Minutes of April 30th.

***Motion** was made by Corcoran, seconded by Cayer to approve the consent agenda as presented with the minor change of Rollin Hendrickson to Rolf Hendrickson in the July 23rd minutes. Unanimously passed by roll call vote.*

D. Approval of the Agenda

***Motion** was made by Corcoran, seconded by Mildren and carried to approve the agenda as presented.*

E. Citizens wishing to address the Commission on Items on the Agenda. (Three Minute Limit).

Keith Johnson, of 119 E. Michigan addressed the City Commission regarding the proposed ordinance change noting he is not representing any group or organization but is before them as a concerned citizen. Mr. Johnson expressed his dismay with amending the ordinance and cautioned them on enforcement. Additional comments were received.

Linda Allen, of 209 W. Pine Street addressed the City Commission regarding the purchase of a vacant lot next to one she owns, where a house was torn down and is up for sale by the City of Ironwood. She expressed her dismay with not being able to purchase the property and requested it be re-evaluated.

Pat Gallinagh, an advocate for Suicide Prevention addressed the City Commission stating 45,000 Americans die each year from suicide, 123 people per day, and 22 of them are veterans. He further noted through awareness suicide is a public health problem that is preventable. He also urged everyone to look at the quilts in the hallway to remember those who were lost to suicide.

F. Citizens wishing to address the Commission on Items not on the Agenda (Three Minute Limit)

Delores Remondini, of 519 Bundy applauded Pat Gallinagh for his efforts in Suicide Prevention. Ms. Remondini handed out to the City Commission a copy of a police report showing her dog was hit in the head by a disc from the disc golf course at Norrie Park. She requested signage for hours of use for the disc golf course be done. Additional comments were received.

OLD BUSINESS

G. Discuss and consider authorizing bids for water service line replacements, under the MDEQ Pilot Drinking Water Community Water Supply (PDW) Grant Program

***Motion** was made by Semo, seconded by Mildren and carried to authorize bids for water service line replacements, under the MDEQ Pilot Drinking Water Community Water Supply (PDW) Grant Program.*

H. Discuss and consider approving Change Order #1 (Balancing Change Order) for the 2018 Street Crack Sealing Project.

***Motion** was made by Mildren, seconded by Corcoran to approve the Change Order #1 (Balancing Change Order) for the 2018 Street Crack Sealing Project. Unanimously passed by roll call vote.*

I. Discuss and consider approving Pay Application #2 (Final) for the 2018 Bituminous Pavement Crack Sealing Project to JCS, Inc. in the amount of \$43,923.35.

***Motion** was made by Corcoran, seconded by Cayer to approve the Application #2 (Final) for the 2018 Bituminous Pavement Crack Sealing Project to JCS, Inc. in the amount of \$43,923.35. Unanimously passed by roll call vote.*

NEW BUSINESS

J. Discuss and Consider Resolution #018-016 Mayor's Proclamation recognizing "Suicide Prevention Week".

***Motion** was made by Semo, seconded by Corcoran to adopt Resolution #018-016 Mayor's Proclamation recognizing "Suicide Prevention Week" with the changes. Unanimously passed by roll call vote.*

- K. Discuss and consider revising the City Ordinance Section 4-10, Consumption in Public, to accommodate having alcoholic beverages in designated areas for permitted events.

***Motion** was made by Corcoran, seconded by Semo to direct City Staff to quickly but thoroughly revise and bring back to the City Commission the City Ordinance Section 4-10, Consumption in Public, to accommodate having alcoholic beverages in designated areas for permitted events. Unanimously passed by roll call vote.*

A brief discussion took place regarding upcoming events.

***Motion** was made by Semo, seconded by Mildren and carried to authorize City Staff to temporarily approve permits if allowed upon approval by the City Attorney.*

- L. Mayor's Appointments.

Mayor Burchell appointed Mark Surprenant to the unexpired term of Ryan Wood on the Ironwood Planning Commission (term expiring December 31, 2018).

***Motion** was made by Semo, seconded by Corcoran and carried to approve the Mayor's appointment of Mark Surprenant to the unexpired term on the Ironwood Planning Commission (term expiring December 31, 2018).*

- M. Manager's Report

City Manager Scott B. Erickson verbally gave the manager's report noting the following items:

- *The large sewer project is wrapping up along with the 16" water main project, and the additional work will be done next year.*
- *The pulverizing and paving of Ayer Street up to Bonnie Street will begin the week of August 24th.*
- *The blighted house at 150 Southland was recently removed.*
- *City staff continues to work with the disc golf group adjusting the course and they have already removed one target from the beach area.*
- *City staff has reviewed the Pine Street property to make the neighborhood more desirable and noted the property down the street does not have enough room to build a garage but is currently up for sale. The property up the street is a rental property that has plenty of room. Further discussion of this matter took place and it was urged by the City Commission to take another look at the property to see if it could be split as requested.*

- N. Other Matters.

Commissioner Mildren announced the owners of the Copper Cup found their stolen dog.

Commissioner Semo commented on the successful first Fridays.

Commissioner Corcoran requested to be excused from the September 10th meeting.

Motion was made by Semo, seconded by Mildren and carried to excuse Commissioner Corcoran from the September 10th meeting.

Commissioner Cayer had several questions for City Staff including the blight house by the high school, Lowell and McLeod intersection, speed trailer on US2, and he also commented on how nice the cemetery looks after it was mowed.

Commissioner Mildren also questioned City Staff regarding the over grown trees around intersections.

Mayor Burchell requested a work session be set up in the very near future regarding the stop signs. Mayor Burchell also thanked everyone for all the wonderful events and for making the City of Ironwood look nice. Additional comments were received.

O. Adjournment.

Motion was made by Semo, seconded by Corcoran and carried to adjourn the meeting at 6:32 p.m.

Annette Da Lio-Burchell, Mayor

Karen M. Gullan, City Clerk



PROCEEDINGS OF THE IRONWOOD PLANNING COMMISSION
Thursday, June 7, 2018

A Regular Meeting of the Planning Commission was held on Thursday, June 7, 2018 in the Women's Club Room, Second Floor of the Municipal Memorial Building in the City of Ironwood, Michigan.

1. Call to Order: Chair Davey called the meeting to Order at 5:00 p.m.

Recording of the Roll:

MEMBER	PRESENT		EXCUSED	NOT EXCUSED
	YES	NO		
Vacant				
Burchell, Bob	X			
Cayer, Joseph F.	X			
Davey, Sam	X			
Lemke, Joseph		X	X	
Nancy Korpela	X			
Cayer, Joe J. ex-officio, non-voting member	X			
Silver, Mark	X			
	5	2	Quorum	

Also present: Community Development Director Tom Bergman and Community Development Assistant Tim Erickson

2. Approval of the January 4, 2017 Meeting Minutes:

Motion by Burchell to accept the January 4, 2017 Minutes. **Second** by Korpela. **Motion Carried 5 to 0.**

3. Approval of the Agenda:

Motion by Silver to accept the Agenda. **Second** by Burchell. **Motion Carried 5 to 0.**

4. Citizens wishing to address the Commission regarding Items on the Agenda (three-minute limit): None.
5. Citizens wishing to address the Commission regarding Items not on the Agenda (three-minute limit): None.
6. Items for Discussion and Consideration:
 - A. Public Hearing and Consideration of PC Case 2018-003 Zoning amendment to I-1 District.
 - I. Director Bergman presented the lot map and explained the request. He stated that it does meet the requirements for the comprehensive plan. Davey closed the public hearing.

Motion by Silver to approve the rezoning from R-1 to I-1. **Second** by Lemke. **Motion Carried 5 to 0.**
 - B. Public Hearing and Consideration of PC Case 2018-003 Conditional Use for Storage Units.
 - I. Director Bergman presented the request and described some of the details. Davey closed the public hearing.


Motion by Silver to approve the conditional use with the recommendations from the community development department. **Second** by Burchell. **Motion Carried 5 to 0.**
 - C. Comprehensive Plan Implementation Status of Priority Action Items
 - I. Strategy 3.1 (a) Update the Zoning Ordinance.
 1. Director Bergman stated that the City Commission approved the RFP with the consultant. He talked about who should be included in the steering committee for the project. He mentioned including someone with the Downtown Ironwood Development Authority and the Economic Development Corporation. The Commission discussed when meetings should occur. Director Bergman explained the process with the consultants. The Commission discussed the need to look deeper into garage sizes and variances. Director Bergman stated a few areas that need to be looked at like, chickens, food trucks, and storage units.
 - II. Strategy 3.1(b) Update the Zoning Map.
 1. This was discussed in the previous item.
 - III. Strategy 4.2 Prepare a Wayfinding Master Plan.
 1. This item is on hold.
 - IV. Strategy 4.4 Prioritize, plan for and construct pedestrian system improvements.
 1. Director Bergman stated that when the marijuana issue is wrapped up then this item will continue.
7. Other Business: The Commission discussed the need to fill vacancies on different boards.
8. Next Meeting: TBD

9. Adjournment:

Motion by Silver to adjourn the meeting. **Second** by Korpela. **Motion Carried 5 to 0.**

Adjournment at 5:30 p.m.

Respectfully submitted



Sam Davey, Chair

Tim Erickson, Community Development Assistant

City of Ironwood
213 S. Marquette St.
Ironwood, MI 49938



Phone: (906) 932-5050
Fax: (906) 932-5745
www.cityofironwood.org

SUMMARY OF JULY 2018 FINANCIAL REPORTS

The Revenue and Expenditure Report and the Cash Summary Report are included in the agenda packet for August 20, 2018. Following is a summary of each report.

Revenue and Expenditure Report

As of July 31, 2018, we are approximately 8% through our current fiscal year. The revenues and expenditures of all major funds are in-line with this benchmark.

Cash Summary Report

The Cash Summary report shows the cash activity for the month of July.

Notable items are as follows:

1. River Valley Tax Collection Account: Account balance increased due to the collection of summer property taxes levied on July 1st.
2. Bond Debt Service and Reserve Funds: Account balances increased due to required quarterly bond transfers.



This Institution is an Equal Opportunity Provider, Employer and Housing Employer/Lender



08/23/2018 12:33 PM

REVENUE AND EXPENDITURE REPORT FOR CITY OF IRONWOOD

User: PAUL

PERIOD ENDING 07/31/2018

DB: Ironwood

% Fiscal Year Completed: 8.49

		YTD BALANCE		
		2018-19	07/31/2018	% BDGT
GL NUMBER	DESCRIPTION	AMENDED BUDGET	NORMAL (ABNORMAL)	USED
Fund 101 - GENERAL FUND				
Revenues				
101-000.000-403.000	CURRENT PROPERTY TAXES	1,765,000.00	147,000.00	8.33
101-000.000-410.000	CURRENT PERSONAL PROPERTY TAX	7,000.00	0.00	0.00
101-000.000-426.000	PAYMENTS IN LIEU OF TAXES	5,000.00	0.00	0.00
101-000.000-448.000	COLLECTION FEES	60,000.00	118.90	0.20
101-000.000-448.002	SCHOOL TAX COL FEES	12,000.00	0.00	0.00
101-000.000-448.003	GOISD TAX COL FEES	3,000.00	0.00	0.00
101-000.000-451.000	BUSINESS LICENSES AND PERMITS	10,000.00	60.00	0.60
101-000.000-467.000	CABLE TV FRANCHISE FEE	50,000.00	0.00	0.00
101-000.000-477.000	RENTAL REGISTRATION FEES	3,000.00	0.00	0.00
101-000.000-499.000	PUBLIC SAFETY REVENUES	42,500.00	177.00	0.42
101-000.000-499.001	SALVAGE REVENUES	3,200.00	0.00	0.00
101-000.000-532.000	STATE GRANTS	20,000.00	0.00	0.00
101-000.000-534.000	GRANTS - OTHER	4,500.00	0.00	0.00
101-000.000-573.000	LOCAL COMM. STABILIZATION SHARE APPROP	5,000.00	0.00	0.00
101-000.000-575.000	SALES & USE TAX-STATE	735,000.00	61,000.00	8.30
101-000.000-577.000	LIQOUR LICENSES	6,000.00	0.00	0.00
101-000.000-612.000	ZONING APPLICATION FEE	2,000.00	0.00	0.00
101-000.000-614.000	OTHER CHARGES/FEES	500.00	0.00	0.00
101-000.000-617.000	DEED PREPARATION FEES	1,000.00	0.00	0.00
101-000.000-619.000	MISC REC PENALTY FEE	0.00	0.93	100.00
101-000.000-625.000	BLDG INSPECTION PERMITS	7,000.00	2,148.00	30.69
101-000.000-633.000	ADMINISTRATION-WATER & SEWER	70,000.00	5,832.00	8.33
101-000.000-634.000	ADMINISTRATION-EQUIPMENT FUND	10,000.00	834.00	8.34
101-000.000-635.000	ADMINISTRATION-STREET FUNDS	18,000.00	1,500.00	8.33
101-000.000-636.000	MARKETING FEES - ITC	19,600.00	0.00	0.00
101-000.000-637.000	IWD HOUSING COMM ADMIN FEE	3,000.00	0.00	0.00
101-000.000-640.000	TAX/ASSESS REVENUES	2,000.00	0.00	0.00
101-000.000-642.001	ORDINANCE VIOLATION FEE	5,000.00	75.00	1.50
101-000.000-651.000	USE AND ADMISSION FEES	500.00	266.00	53.20
101-000.000-651.005	DEPOT PARK FEES	200.00	0.00	0.00
101-000.000-651.006	NORRIE PARK PAVILLION RENT FEES	100.00	0.00	0.00
101-000.000-652.000	CURRY PARK FEES	12,000.00	7,757.00	64.64
101-000.000-664.000	INTEREST AND DIVIDENDS	20,000.00	9,107.52	45.54
101-000.000-668.000	RENTS-MEMORIAL BUILDING	71,200.00	6,107.17	8.58
101-000.000-670.000	RENTS GARAGE	80,400.00	6,700.00	8.33
101-000.000-671.000	RENTS OTHER CITY PROPERTY	3,800.00	300.00	7.89
101-000.000-674.000	BRANDING MERCHANDISE SALES	0.00	275.00	100.00
101-000.000-675.019	DONATIONS - ECONOMIC DEV	1,500.00	0.00	0.00
101-000.000-689.002	USE OF RESTRICTED FUND BALANC	5,300.00	0.00	0.00
101-000.000-689.003	USE OF ASSIGNED FUND BALANCE	629,400.00	0.00	0.00
101-000.000-689.005	USE OF COMMITTED FUND BALANCE	30,000.00	0.00	0.00
101-000.000-692.000	MISCELLANEOUS INCOME	0.00	50.00	100.00
101-000.000-692.002	HUNTING REGISTRATION	500.00	0.00	0.00
101-000.000-694.000	CASH OVER/SHORT	0.00	(8.98)	100.00
TOTAL REVENUES		3,724,200.00	249,299.54	6.69
Expenditures				
101.000	CITY COMMISSION	43,000.00	2,453.81	5.71
172.000	CITY MANAGER	115,600.00	9,783.27	8.46
191.000	ELECTIONS	11,000.00	48.50	0.44
201.000	FINANCIAL DEPT	179,300.00	13,600.16	7.59
205.000	CITY TREASURER	43,100.00	2,178.51	5.05
209.000	CITY ASSESSOR	75,500.00	6,500.69	8.61
210.000	COMPUTER/EQUIPMENT	61,500.00	7,099.53	11.54
215.000	CITY CLERK	157,900.00	14,932.37	9.46
247.000	BOARD OF REVIEW	1,400.00	72.00	5.14
249.000	BUILDING INSPECTION	52,800.00	4,879.48	9.24
265.000	MEMORIAL BUILDING	218,100.00	13,244.24	6.07
339.000	VOLUNTEER FIRE RELATED ACTIVITIES	32,800.00	16.06	0.05
345.000	PUBLIC SAFETY DEPARTMENT	973,500.00	84,743.47	8.71
346.000	DRUG ENFORCEMENT	7,100.00	0.00	0.00
400.000	COMMUNITY DEVELOPMENT	396,200.00	11,655.16	2.94
412.000	CODE ENFORCEMENT	127,300.00	8,201.40	6.44
448.000	STREET LIGHTING	113,000.00	6,494.00	5.75
529.000	OTHER SANITATION ACTIVITIES	20,600.00	4,627.68	22.46
529.001	GAS PLANT SITE	78,700.00	729.74	0.93
716.000	MARKETING - ITC	19,600.00	1,355.05	6.91
751.000	PARKS MAINTENANCE	117,000.00	11,934.26	10.20
751.009	MT ZION ENHANCEMENT PROJECT	5,300.00	474.52	8.95
851.000	INSURANCE-FRINGS-DUES	72,000.00	40,899.85	56.81
890.000	PROGRAMS	9,000.00	7,770.00	86.33
893.000	LABOR RELATIONS	9,000.00	0.00	0.00
965.000	APPROPRIATIONS TO OTHER FUNDS	783,900.00	65,137.51	8.31

08/23/2018 12:33 PM
User: PAUL
DB: Ironwood

REVENUE AND EXPENDITURE REPORT FOR CITY OF IRONWOOD
PERIOD ENDING 07/31/2018
% Fiscal Year Completed: 8.49

GL NUMBER	DESCRIPTION	2018-19 AMENDED BUDGET	YTD BALANCE 07/31/2018 NORMAL (ABNORMAL)	% BDGT USED
Fund 101 - GENERAL FUND				
Expenditures				
TOTAL EXPENDITURES		3,724,200.00	318,831.26	8.56
Fund 101 - GENERAL FUND:				
TOTAL REVENUES		3,724,200.00	249,299.54	6.69
TOTAL EXPENDITURES		3,724,200.00	318,831.26	8.56
NET OF REVENUES & EXPENDITURES		0.00	(69,531.72)	100.00

08/23/2018 12:35 PM

REVENUE AND EXPENDITURE REPORT FOR CITY OF IRONWOOD

User: PAUL

PERIOD ENDING 07/31/2018

DB: Ironwood

% Fiscal Year Completed: 8.49

GL NUMBER	DESCRIPTION	2018-19 AMENDED BUDGET	YTD BALANCE 07/31/2018 NORMAL (ABNORMAL)	% BDGT USED
Fund 202 - MAJOR STREET FUND				
Revenues				
202-000.000-532.000	STATE GRANTS	429,000.00	0.00	0.00
202-000.000-545.000	STS ROUTINE MAINT	120,000.00	0.00	0.00
202-000.000-546.000	STATE GRANTS - ACT 51	594,800.00	50,000.00	8.41
202-000.000-546.001	METRO PA 48 REV	9,000.00	0.00	0.00
202-000.000-547.000	SNOW FUNDS	20,000.00	0.00	0.00
202-000.000-675.023	DONATIONS - IRON BELLE TRAIL	0.00	1,530.00	100.00
202-000.000-688.000	TRANSFER FROM GENERAL FUND	173,900.00	52,415.13	30.14
202-000.000-688.004	TRANSFER FROM DIDA	1,200.00	300.00	25.00
202-000.000-689.003	USE OF ASSIGNED FUND BALANCE	110,000.00	0.00	0.00
202-000.000-692.000	MISCELLANEOUS INCOME	22,000.00	0.00	0.00
TOTAL REVENUES		1,479,900.00	104,245.13	7.04
Expenditures				
446.000	HIGHWAY, STREETS, BRIDGES	724,800.00	0.00	0.00
447.001	STREETSCAPING	2,400.00	2,074.96	86.46
447.002	STREETSCAPING-US	500.00	0.00	0.00
447.003	STREETSCAPING-BR	8,800.00	316.73	3.60
485.002	TRAFFIC SIGNALS-US	1,500.00	0.00	0.00
486.001	SURFACE MAINTENANCE	213,300.00	64,938.56	30.44
486.002	SURFACE MAINTENANCE-US	10,300.00	1,161.44	11.28
486.003	SURFACE MAINTENANCE-BR	3,600.00	494.13	13.73
488.001	SWEEPING MAJOR	41,000.00	5,312.31	12.96
488.002	SWEEPING -US	5,400.00	286.00	5.30
488.003	SWEEPING -BR	1,800.00	150.25	8.35
491.001	DRAINAGE - BACKSLOPES	25,600.00	0.00	0.00
491.002	DRAINAGE AND BACKSLOPES-US	1,400.00	0.00	0.00
494.001	TRAFFIC SIGNS	14,500.00	183.00	1.26
494.002	TRAFFIC SIGNS-US	2,100.00	228.59	10.89
494.003	TRAFFIC SIGNS-BR	3,300.00	0.00	0.00
495.003	FLOWER BASKET WATERING-BR	6,900.00	2,677.65	38.81
497.001	WINTER MAINTENANCE	113,400.00	65.47	0.06
497.002	WINTER MAINTENANCE-US	35,900.00	0.00	0.00
497.003	WINTER MAINTENANCE-BR	24,300.00	0.00	0.00
498.001	SNOW HAULING	57,200.00	0.00	0.00
498.002	SNOW HAULING-US	21,000.00	0.00	0.00
498.003	SNOW HAULING-BR	28,200.00	0.00	0.00
502.000	LEAVE AND BENEFITS	61,000.00	6,125.20	10.04
503.000	GENERAL AND ADMINISTRATIVE	44,700.00	2,811.88	6.29
503.172	ADM/ CM	8,000.00	614.56	7.68
569.000	DEBT RETIREMENT	19,000.00	16,804.40	88.44
TOTAL EXPENDITURES		1,479,900.00	104,245.13	7.04
Fund 202 - MAJOR STREET FUND:				
TOTAL REVENUES		1,479,900.00	104,245.13	7.04
TOTAL EXPENDITURES		1,479,900.00	104,245.13	7.04
NET OF REVENUES & EXPENDITURES		0.00	0.00	0.00

08/23/2018 12:34 PM

REVENUE AND EXPENDITURE REPORT FOR CITY OF IRONWOOD

User: PAUL

PERIOD ENDING 07/31/2018

DB: Ironwood

% Fiscal Year Completed: 8.49

GL NUMBER	DESCRIPTION	2018-19 AMENDED BUDGET	YTD BALANCE		% BDGT USED			
			07/31/2018	NORMAL (ABNORMAL)				
Fund 203 - LOCAL STREET FUND								
Revenues								
203-000.000-546.000	STATE GRANTS - ACT 51	222,000.00	19,000.00		8.56			
203-000.000-546.001	METRO PA 48 REV	18,000.00	0.00		0.00			
203-000.000-547.000	SNOW FUNDS	30,000.00	0.00		0.00			
203-000.000-664.000	INTEREST AND DIVIDENDS	0.00	10.85		100.00			
203-000.000-688.000	TRANSFER FROM GENERAL FUND	557,000.00	6,998.12		1.26			
203-000.000-689.003	USE OF ASSIGNED FUND BALANCE	17,000.00	0.00		0.00			
TOTAL REVENUES		844,000.00	26,008.97		3.08			
Expenditures								
446.000	HIGHWAY, STREETS, BRIDGES	261,800.00	0.00		0.00			
486.001	SURFACE MAINTENANCE	122,800.00	15,772.07		12.84			
488.001	SWEEPING MAJOR	9,000.00	210.15		2.34			
491.001	DRAINAGE - BACKSLOPES	6,500.00	0.00		0.00			
494.001	TRAFFIC SIGNS	17,500.00	219.49		1.25			
497.001	WINTER MAINTENANCE	166,700.00	181.48		0.11			
498.001	SNOW HAULING	28,800.00	0.00		0.00			
502.000	LEAVE AND BENEFITS	62,500.00	6,125.22		9.80			
503.000	GENERAL AND ADMINISTRATIVE	41,900.00	2,886.00		6.89			
503.172	ADM/ CM	8,500.00	614.56		7.23			
569.000	DEBT RETIREMENT	118,000.00	0.00		0.00			
TOTAL EXPENDITURES		844,000.00	26,008.97		3.08			
Fund 203 - LOCAL STREET FUND:								
TOTAL REVENUES		844,000.00	26,008.97		3.08			
TOTAL EXPENDITURES		844,000.00	26,008.97		3.08			
NET OF REVENUES & EXPENDITURES		0.00	0.00		0.00			

08/23/2018 12:37 PM
User: PAUL
DB: Ironwood

REVENUE AND EXPENDITURE REPORT FOR CITY OF IRONWOOD
PERIOD ENDING 07/31/2018
% Fiscal Year Completed: 8.49

GL NUMBER	DESCRIPTION	2018-19 AMENDED BUDGET	YTD BALANCE 07/31/2018 NORMAL (ABNORMAL)	% BDGT USED
Fund 216 - VOLUNTEER FIRE DEPARTMENT				
000.000 - REVENUE		3,100.00	11.50	0.37
TOTAL REVENUES		3,100.00	11.50	0.37
339.000 - VOLUNTEER FIRE RELATED ACTIVITIES		3,100.00	0.00	0.00
TOTAL EXPENDITURES		3,100.00	0.00	0.00
Fund 216 - VOLUNTEER FIRE DEPARTMENT:				
TOTAL REVENUES		3,100.00	11.50	0.37
TOTAL EXPENDITURES		3,100.00	0.00	0.00
NET OF REVENUES & EXPENDITURES		0.00	11.50	100.00

08/23/2018 12:37 PM
User: PAUL
DB: Ironwood

REVENUE AND EXPENDITURE REPORT FOR CITY OF IRONWOOD
PERIOD ENDING 07/31/2018
% Fiscal Year Completed: 8.49

GL NUMBER	DESCRIPTION	2018-19 AMENDED BUDGET	YTD BALANCE 07/31/2018 NORMAL (ABNORMAL)	% BDGT USED
Fund 271 - LIBRARY FUND				
000.000 - REVENUE		146,900.00	16,301.31	11.10
	TOTAL REVENUES	146,900.00	16,301.31	11.10
790.000 - LIBRARY		146,900.00	17,857.45	12.16
	TOTAL EXPENDITURES	146,900.00	17,857.45	12.16
Fund 271 - LIBRARY FUND:				
TOTAL REVENUES		146,900.00	16,301.31	11.10
TOTAL EXPENDITURES		146,900.00	17,857.45	12.16
NET OF REVENUES & EXPENDITURES		0.00	(1,556.14)	100.00

08/23/2018 12:37 PM
User: PAUL
DB: Ironwood

REVENUE AND EXPENDITURE REPORT FOR CITY OF IRONWOOD
PERIOD ENDING 07/31/2018
% Fiscal Year Completed: 8.49

GL NUMBER	DESCRIPTION	2018-19 AMENDED BUDGET	YTD BALANCE 07/31/2018 NORMAL (ABNORMAL)	% BDGT USED
Fund 352 - 2015 STREET BOND DEBT SERVICE FUND				
000.000 - REVENUE		179,000.00	15,526.80	8.67
TOTAL REVENUES		179,000.00	15,526.80	8.67
557.000 - ADMINISTRATION & OVERHEAD		4,000.00	0.00	0.00
569.000 - DEBT RETIREMENT		175,000.00	12,726.25	7.27
TOTAL EXPENDITURES		179,000.00	12,726.25	7.11
Fund 352 - 2015 STREET BOND DEBT SERVICE FUND:				
TOTAL REVENUES		179,000.00	15,526.80	8.67
TOTAL EXPENDITURES		179,000.00	12,726.25	7.11
NET OF REVENUES & EXPENDITURES		0.00	2,800.55	100.00

08/23/2018 12:37 PM
 User: PAUL
 DB: Ironwood

REVENUE AND EXPENDITURE REPORT FOR CITY OF IRONWOOD
 PERIOD ENDING 07/31/2018
 % Fiscal Year Completed: 8.49

GL NUMBER	DESCRIPTION	2018-19 AMENDED BUDGET	YTD BALANCE		% BDGT USED
			07/31/2018 NORMAL	(ABNORMAL)	
Fund 401 - MEMORIAL BUILDING DEBT SERVICE FUND					
000.000 - REVENUE		2,000.00		5.64	0.28
	TOTAL REVENUES	2,000.00		5.64	0.28
145.000 - BUILDING FUND		2,000.00		0.00	0.00
	TOTAL EXPENDITURES	2,000.00		0.00	0.00
Fund 401 - MEMORIAL BUILDING DEBT SERVICE FUND:					
	TOTAL REVENUES	2,000.00		5.64	0.28
	TOTAL EXPENDITURES	2,000.00		0.00	0.00
	NET OF REVENUES & EXPENDITURES	0.00		5.64	100.00

08/23/2018 12:37 PM
User: PAUL
DB: Ironwood

REVENUE AND EXPENDITURE REPORT FOR CITY OF IRONWOOD
PERIOD ENDING 07/31/2018
% Fiscal Year Completed: 8.49

GL NUMBER	DESCRIPTION	2018-19 AMENDED BUDGET	YTD BALANCE 07/31/2018 NORMAL (ABNORMAL)	% BDGT USED
Fund 493 - EDC - RLF				
000.000 - REVENUE		71,200.00	0.00	0.00
TOTAL REVENUES		71,200.00	0.00	0.00
557.000 - ADMINISTRATION & OVERHEAD		71,200.00	12.53	0.02
TOTAL EXPENDITURES		71,200.00	12.53	0.02
Fund 493 - EDC - RLF:				
TOTAL REVENUES		71,200.00	0.00	0.00
TOTAL EXPENDITURES		71,200.00	12.53	0.02
NET OF REVENUES & EXPENDITURES		0.00	(12.53)	100.00

08/23/2018 12:37 PM
User: PAUL
DB: Ironwood

REVENUE AND EXPENDITURE REPORT FOR CITY OF IRONWOOD
PERIOD ENDING 07/31/2018
% Fiscal Year Completed: 8.49

GL NUMBER	DESCRIPTION	2018-19 AMENDED BUDGET	YTD BALANCE 07/31/2018 NORMAL (ABNORMAL)	% BDGT USED
Fund 593 - CIVIC CENTER				
000.000 - REVENUE		197,100.00	9,076.47	4.61
	TOTAL REVENUES	197,100.00	9,076.47	4.61
805.000 - CIVIC CENTER		197,100.00	10,344.31	5.25
	TOTAL EXPENDITURES	197,100.00	10,344.31	5.25
Fund 593 - CIVIC CENTER:				
TOTAL REVENUES		197,100.00	9,076.47	4.61
TOTAL EXPENDITURES		197,100.00	10,344.31	5.25
NET OF REVENUES & EXPENDITURES		0.00	(1,267.84)	100.00

08/23/2018 12:37 PM
User: PAUL
DB: Ironwood

REVENUE AND EXPENDITURE REPORT FOR CITY OF IRONWOOD
PERIOD ENDING 07/31/2018
% Fiscal Year Completed: 8.49

GL NUMBER	DESCRIPTION	2018-19 AMENDED BUDGET	YTD BALANCE 07/31/2018 NORMAL (ABNORMAL)	% BDGT USED
Fund 640 - EQUIPMENT FUND				
000.000 - REVENUE		738,800.00	42,994.22	5.82
TOTAL REVENUES		738,800.00	42,994.22	5.82
557.000 - ADMINISTRATION & OVERHEAD		363,000.00	18,487.05	5.09
557.172 - ADM/ CM		2,700.00	204.87	7.59
895.000 - DIRECT EQUIPMENT EXPENSE		229,100.00	11,893.90	5.19
896.000 - DEPRECIATION		144,000.00	11,922.91	8.28
TOTAL EXPENDITURES		738,800.00	42,508.73	5.75
Fund 640 - EQUIPMENT FUND:				
TOTAL REVENUES		738,800.00	42,994.22	5.82
TOTAL EXPENDITURES		738,800.00	42,508.73	5.75
NET OF REVENUES & EXPENDITURES		0.00	485.49	100.00

08/23/2018 12:37 PM

REVENUE AND EXPENDITURE REPORT FOR CITY OF IRONWOOD

User: PAUL

PERIOD ENDING 07/31/2018

DB: Ironwood

% Fiscal Year Completed: 8.49

GL NUMBER	DESCRIPTION	2018-19 AMENDED BUDGET	YTD BALANCE 07/31/2018 NORMAL (ABNORMAL)	% BDGT USED
Fund 675 - WATER UTILITY FUND				
000.000 - REVENUE		2,679,500.00	195,214.50	7.29
TOTAL REVENUES		2,679,500.00	195,214.50	7.29
521.000 - GARBAGE COLLECTION		410,500.00	33,542.88	8.17
537.000 - MDEQ GRANT - DISTRIBUTION INVENTORY		79,900.00	11,496.59	14.39
537.001 - MDEQ GRANT - ASSET MANAGEMENT PROGRAM		170,100.00	0.00	0.00
537.002 - MDEQ GRANT - SERVICE LINE CONSTRUCTION		219,000.00	0.00	0.00
550.000 - WELLS		10,000.00	0.00	0.00
551.000 - PUMPING		421,100.00	19,541.53	4.64
553.000 - TRANSMISSION AND DISTRIBUTION		368,700.00	23,576.88	6.39
553.001 - TRANSMISSION AND DIST - WATER BREAKS		29,000.00	2,761.93	9.52
554.000 - METER SETS, REMOVALS & REPAIRS		85,300.00	4,801.31	5.63
556.000 - CUSTOMER ACCOUNTING & COLLECT		91,800.00	7,694.90	8.38
557.000 - ADMINISTRATION & OVERHEAD		431,800.00	18,688.53	4.33
557.172 - ADM/ CM		9,300.00	614.56	6.61
896.000 - DEPRECIATION		353,000.00	29,362.45	8.32
TOTAL EXPENDITURES		2,679,500.00	152,081.56	5.68
Fund 675 - WATER UTILITY FUND:				
TOTAL REVENUES		2,679,500.00	195,214.50	7.29
TOTAL EXPENDITURES		2,679,500.00	152,081.56	5.68
NET OF REVENUES & EXPENDITURES		0.00	43,132.94	100.00

08/23/2018 12:37 PM

REVENUE AND EXPENDITURE REPORT FOR CITY OF IRONWOOD

User: PAUL

PERIOD ENDING 07/31/2018

DB: Ironwood

% Fiscal Year Completed: 8.49

GL NUMBER	DESCRIPTION	2018-19 AMENDED BUDGET	YTD BALANCE 07/31/2018 NORMAL (ABNORMAL)	% BDGT USED
Fund 676 - SEWER UTILITY FUND				
000.000 - REVENUE		2,045,000.00	165,746.39	8.10
TOTAL REVENUES		2,045,000.00	165,746.39	8.10
554.000 - METER SETS, REMOVALS & REPAIRS		84,400.00	4,779.77	5.66
556.000 - CUSTOMER ACCOUNTING & COLLECT		99,300.00	7,607.95	7.66
557.000 - ADMINISTRATION & OVERHEAD		308,700.00	17,812.04	5.77
557.172 - ADM/ CM		9,300.00	614.56	6.61
560.000 - COLLECTION & TRANSMISSION		570,300.00	35,188.80	6.17
571.000 - OM & R-WASTEWATER		720,000.00	59,497.88	8.26
572.000 - CAPITAL - WASTEWATER		253,000.00	21,041.80	8.32
TOTAL EXPENDITURES		2,045,000.00	146,542.80	7.17
Fund 676 - SEWER UTILITY FUND:				
TOTAL REVENUES		2,045,000.00	165,746.39	8.10
TOTAL EXPENDITURES		2,045,000.00	146,542.80	7.17
NET OF REVENUES & EXPENDITURES		0.00	19,203.59	100.00

08/23/2018 12:37 PM
User: PAUL
DB: Ironwood

REVENUE AND EXPENDITURE REPORT FOR CITY OF IRONWOOD
PERIOD ENDING 07/31/2018
% Fiscal Year Completed: 8.49

GL NUMBER	DESCRIPTION	2018-19 AMENDED BUDGET	YTD BALANCE 07/31/2018 NORMAL (ABNORMAL)	% BDGT USED
Fund 711 - CEMETERY FUND				
000.000 - REVENUE		101,300.00	10,772.16	10.63
TOTAL REVENUES		101,300.00	10,772.16	10.63
276.000 - CEMETERY		75,100.00	6,572.16	8.75
277.000 - PERPETUAL CARE		26,200.00	4,200.00	16.03
TOTAL EXPENDITURES		101,300.00	10,772.16	10.63
Fund 711 - CEMETERY FUND:				
TOTAL REVENUES		101,300.00	10,772.16	10.63
TOTAL EXPENDITURES		101,300.00	10,772.16	10.63
NET OF REVENUES & EXPENDITURES		0.00	0.00	0.00

08/23/2018 12:37 PM
User: PAUL
DB: Ironwood

REVENUE AND EXPENDITURE REPORT FOR CITY OF IRONWOOD
PERIOD ENDING 07/31/2018
% Fiscal Year Completed: 8.49

GL NUMBER	DESCRIPTION	2018-19	YTD BALANCE	% BDGT USED
		AMENDED BUDGET	07/31/2018 NORMAL (ABNORMAL)	
Fund 899 - DOWNTOWN DEVELOPMENT AUTHORITY				
000.000 - REVENUE		17,300.00	1,000.00	5.78
TOTAL REVENUES		17,300.00	1,000.00	5.78
735.000 - DOWNTOWN DEVELOPMENT		17,300.00	1,743.36	10.08
TOTAL EXPENDITURES		17,300.00	1,743.36	10.08
Fund 899 - DOWNTOWN DEVELOPMENT AUTHORITY:				
TOTAL REVENUES		17,300.00	1,000.00	5.78
TOTAL EXPENDITURES		17,300.00	1,743.36	10.08
NET OF REVENUES & EXPENDITURES		0.00	(743.36)	100.00
TOTAL REVENUES - ALL FUNDS				
TOTAL EXPENDITURES - ALL FUNDS		6,181,200.00	456,648.99	7.39
NET OF REVENUES & EXPENDITURES		0.00	394,589.15	6.39
			62,059.84	100.00

Bank Code	Description	Beginning Balance 07/01/2018	Total Debits	Total Credits	Ending Balance 07/31/2018
CEMPC	CEMTERY PERPETUAL CARE FUND				
711	CEMETERY FUND	501,525.73	1,042.98	85.08	502,483.63
LIBMM	LIBRARY BUILDING FUND	45,030.03	91.01	5.72	45,115.32
271	LIBRARY FUND				
RIVER	RIVER VALLEY BANK				
101	GENERAL FUND	3,361,692.61	285,442.05	447,876.68	3,199,257.98
216	VOLUNTEER FIRE DEPARTMENT	3,671.97	11.50	0.00	3,683.47
271	LIBRARY FUND	115,817.53	17,555.09	12,612.64	120,759.98
593	CIVIC CENTER	175,231.32	9,073.01	35,857.85	148,446.48
675	WATER UTILITY FUND	1,237,396.66	241,836.20	239,130.54	1,240,102.32
676	SEWER UTILITY FUND	1,338,235.74	173,876.89	211,569.96	1,300,542.67
731	GENERAL RETIREMENT FUND	0.00	63,597.93	44,136.87	19,461.06
732	PUBLIC SAFETY RETIREMENT FUND	15,286.93	1,389.89	1,278.24	15,398.58
899	DOWNTOWN DEVELOPMENT AUTHORITY	6,247,332.76	792,782.56	992,462.78	6,047,652.54
RV12D	2012 STREET BOND DEBT SERVICE FUND				
203	LOCAL STREET FUND	239.59	120,310.85	0.00	120,550.44
RV99B	WATER 1999 BOND INTEREST & REDEMPTION				
675	WATER UTILITY FUND	231.94	18,793.94	0.00	19,025.88
RVEDC	EDC-RLF Checking				
493	EDC - RLF	12.53	0.00	12.53	0.00
RVFIT	FIRE INSURANCE TRUST				
101	GENERAL FUND	8,129.02	9.86	3,000.00	5,138.88
RVMEM	Memorial Building Bond Debt Service Chec				
401	MEMORIAL BUILDING DEBT SERVICE FUND	4,218.04	5.64	0.00	4,223.68

Bank Code	Description	Beginning Balance 07/01/2018	Total Debits	Total Credits	Ending Balance 07/31/2018
RVS4C	SEWER SYSTEM PHASE 4 CONSTRUCTION				
680	RURAL DEV PHASE 4 PROJECT	243.38	1.69	0.00	245.07
RVSBD	SEWER BOND DEBT SERVICE FUND				
676	SEWER UTILITY FUND	40,530.44	63,299.76	39,668.12	64,162.08
RVSBR	SEWER BOND RESERVE FUND				
676	SEWER UTILITY FUND	156,412.32	8,840.39	0.00	165,252.71
RVST	2015 STREET BOND DEBT SERVICE FUND				
352	2015 STREET BOND DEBT SERVICE FUND	27,210.19	18,175.13	12,726.25	32,659.07
RVTAX	RIVER TAX				
701	TRUST AND AGENCY	5,245.67	1,836,158.73	540,013.16	1,301,391.24
RVW4C	WATER SYSTEM PHASE 4 CONSTRUCTION				
680	RURAL DEV PHASE 4 PROJECT	270.93	2.10	0.00	273.03
RVWBD	WATER BOND DEBT SERVICE FUND				
675	WATER UTILITY FUND	88,310.07	78,089.03	86,925.62	79,473.48
RVWBR	WATER BOND RESERVE FUND				
675	WATER UTILITY FUND	175,784.41	9,364.62	0.00	185,149.03
	TOTAL - ALL FUNDS	7,300,727.05	2,946,968.29	1,674,899.26	8,572,796.08

Check Date	Check	Vendor Name	Description	Amount
Bank RIVER RIVER VALL				
07/03/2018	137630	POSTMASTER - IRONWOOD	POSTAGE - TAXES - WELLS ESCROW REVISED	66.74
07/05/2018	137631	POSTMASTER - IRONWOOD	POSTAGE	67.20
			POSTAGE	67.20
				134.40
07/10/2018	137632	POSTMASTER - IRONWOOD	POSTAGE	90.30
			POSTAGE	90.30
				180.60
07/10/2018	137633	DELGADO, PENNY	UB refund for account: BIRW-000218-0000-	391.93
07/10/2018	137634	IRON COUNTY COMMUNITY CREDIT UNION	UB refund for account: MICE-000257-0000-	188.50
07/10/2018	137635	JOHN DEERE FINANCIAL	SCREWS	24.49
07/10/2018	137636	MAINES, JOHN	UB refund for account: ASHW-000337-0000-	462.62
07/10/2018	137637	MICHELLE MARIE SIVULA	CUSTODIAL SERVICE - LIBRARY	78.60
			CUSTODIAL SERVICE - LIBRARY	78.60
			CUSTODIAL SERVICE - LIBRARY	70.74
			CUSTODIAL SERVICE - LIBRARY	66.81
			CUSTODIAL SERVICE - LIBRARY	74.67
			CUSTODIAL SERVICE - LIBRARY	78.60
			CUSTODIAL SERVICE - MEM BLDG	235.80
			CUSTODIAL SERVICE - MEM BLDG	235.80
				919.62
07/10/2018	137638	MURPHY, JOHN	UB refund for account: AURE-000240-0000-	3.43
07/10/2018	137639	PEARSON ASBESTOS ABATEMENT, INC.	150 SOUTHLAND AVE-INSP CITY DEMO	830.40
07/10/2018	137640	RIVER VALLEY STATE BANK-CREDIT CARD	CREDIT CARD PAYMENT	3,677.13
07/10/2018	137641	SAARI'S LAWN SERVICE & PLOWING	LAWN SERVICE LITTLE LEAGUE FIELD	150.00
07/10/2018	137642	WISUP INVESTMENTS, LLC	UB refund for account: BIRW-000218-0000-	556.52
07/10/2018	137643	ZALESKI, AARON	UB refund for account: POPL-000124-0000-	423.93
07/13/2018	137644	ADVANCED DISPOSAL SERVICES	DUMPSTER CHARGES	622.98
07/13/2018	137645	AIRGAS USA, LLC	CYLINDER RENTAL - DPW	28.60
07/13/2018	137646	AMERIPRIDE LINEN & APPAREL SRV	LINEN SERVICE - MEM BLDG	95.64
07/13/2018	137647	APG MEDIA OF WI	ADV - FLUSHING HYDRANTS	342.20
07/13/2018	137648	AQUA-LINE, INC	EMERGY. LEAK DET. 235 TIZIANI LANE	310.00
07/13/2018	137649	AUTO VALUE IRONWOOD	SUPPLIES - DPW	24.37
			SUPPLIES - DPW	39.57
			BATTERY CHARGER - DPW	425.00
				488.94
07/13/2018	137650	AVAYA COMMUNICATION-CIT	PHONE SYSTEM - MEM BLDG	252.00
07/13/2018	137651	BAKER & TAYLOR BOOKS INC	BOOKS LIBRARY	346.59
07/13/2018	137652	BREAKWATER RESTAURANT-IRWD	CITY CREW MEALS JAN 24-MAY 3,2018	686.84
07/13/2018	137653	CHARTER COMMUNICATIONS	PHONE CHARGES- CIVIC CTR	59.97
07/13/2018	137654	COLEMAN ENGINEERING CO	IRWD WTR ASSET MGMNT	18,498.00
07/13/2018	137655	CORE & MAIN LP	MAGNETIC LOCATOR - WATER	790.00
			12 - MASTER LOCKS - PUMP STN	159.32
			CLAMPS - WATER DEPT	289.55
				1,238.87
07/13/2018	137656	DAILY GLOBE	ADV HYD FLUSHING&BUDGET HEARING	1,848.00

CHECK REGISTER FOR CITY OF IRONWOOD
CHECK DATE FROM 07/01/2018 - 07/31/2018

Check Date	Check	Vendor Name	Description	Amount
			JACQUART FABRIC CDBG GRANT-ADV	80.50
				<u>1,928.50</u>
07/13/2018	137657	DAVID PAUL MARTIN	PERFORMANCE FEE-1ST FRIDAY 07.06.18	260.00
07/13/2018	137658	DEAN LAW OFFICE, P.C.	LEGAL SERVICES - JUNE	1,426.00
07/13/2018	137659	EAGLE WASTE & RECYCLING, INC -	RECYCLING - PSD	3.48
			RECYCLING - LIBRARY	3.48
			RECYCLING - MEM BLDG	3.48
				<u>10.44</u>
07/13/2018	137660	EVANGELINE SPECIALTIES, INC	FLAG POLES & FLAGS	483.00
07/13/2018	137661	FRANCOTYP-POSTALIA, INC	RENTAL POSTAGE MACHINE	492.00
07/13/2018	137662	G.T.C. AUTO PARTS INC	SUPPLIES - DPW	82.90
			TOOLS - DPW	311.18
				<u>394.08</u>
07/13/2018	137663	GALE-CENGAGE LEARNING, INC	BOOKS LIBRARY	121.56
07/13/2018	137664	GBS INC	ELECTION SUPPLIES	28.13
07/13/2018	137665	GIOVANONI TRUE VALUE HDWR	ROM INSTALL SUPPLIES	155.65
07/13/2018	137666	GOG CO COUNCIL OF VETERAN'S	2018 APPROPRIATIONS	7,770.00
07/13/2018	137667	GOGEBIC COUNTY CLERK	ICP FLASH CARD READER-ELECTION	52.00
07/13/2018	137668	GOGEBIC-IRON WASTEWATER AUTH	WASTEWATER TREATMENT-JULY	80,539.68
			CONFINED SPACE TRAINING	1,225.00
			CALIBRATE MONITOR-GAS DETECTION	83.44
				<u>81,848.12</u>
07/13/2018	137669	HOLIDAY COMPANIES	GAS USAGE	4,364.71
07/13/2018	137670	IRON COUNTY MINER	BUSINESS CARDS	64.00
			50 - 1ST FRIDAY POSTERS	62.50
			3500 SUMMER NEWSLETTERS	450.00
				<u>576.50</u>
07/13/2018	137671	IRON COUNTY MINER	650 SUMMER NEWSLETTERS-LIBRARY	197.00
07/13/2018	137672	IRONWOOD TOWNSHIP	GARBAGE CHRGS-11452 N PUMP STN RD	40.95
07/13/2018	137673	IRONWOOD WATER & SEWER UTIL	CLEM-205-01	205.24
			MCLW-123-01	518.90
			AURE-235-01	51.52
			MARS-213-01	592.46
				<u>1,368.12</u>
07/13/2018	137674	JACK DOHENY SUPPLIES INC	#115 VATOR PARTS	1,380.03
07/13/2018	137675	JOHN DEERE FINANCIAL	QUIKRETE CONCRETE - SEWER	105.72
07/13/2018	137676	LITTLE BEAR CONSTRUCTION, INC	WATER METER READING- JUNE	1,980.26
07/13/2018	137677	MCNAIR, JOEL	UB refund for account: STEV-000594-0000-	308.94
07/13/2018	137678	MERIT NETWORK, INC	1 YR NETWORK ACCESS & 40 MBPS BANDWIDTH	4,842.00
07/13/2018	137679	MI MUNICIPAL RISK MANAGEMENT	AMENDMENT 2018 FORD F350 INSURANCE	323.00
07/13/2018	137680	MICRO MARKETING LLC	AUDIO VISUAL-LIBRARY	29.75
			AUDIO VISUAL - LIBRARY	25.49
				<u>55.24</u>
07/13/2018	137681	MIDLAND SERVICES INCORPORATED	4 BAGS GRASS SEED	411.20
07/13/2018	137682	MIDWEST COLLABORATIVE FOR LIBR	SERVICES '18-'19 - LIBRARY	2,533.00
07/13/2018	137683	NEENAH FOUNDRY COMPANY	5 - ADJ RING NON-ROCKING - SEWER	946.62

CHECK REGISTER FOR CITY OF IRONWOOD
CHECK DATE FROM 07/01/2018 - 07/31/2018

Check Date	Check	Vendor Name	Description	Amount
07/13/2018	137684	NORTH LAKE LAND DISCOVERY CTR	TRAVELING NATURALIST - LIBRARY	121.00
07/13/2018	137685	NORTHSTAR ELECTRONICS	POWER SUPPLY - CIVIC CTR	99.99
07/13/2018	137686	NORTHWOODS VAC & CLEANING	CUSTODIAL SUPPLIES - MEM BLDG	125.28
07/13/2018	137687	OFFICE DEPOT	OFFICE SUPPLIES	31.44
07/13/2018	137688	PEARSON ASBESTOS ABATEMENT, INC.	357 HOUK ST - BLIGHT GRANT	891.40
			433 SHALE - BLIGHT GRANT	884.40
				<u>1,775.80</u>
07/13/2018	137689	RANGE CORP	MISS DIG	212.40
07/13/2018	137690	S & M PROPERTIES, LLP	COPIER LEASE - PSD	138.32
			COPIER LEASE - WATER OFFICE	150.70
			COPIER LEASE - MEM BLDG	291.40
				<u>580.42</u>
07/13/2018	137691	SAARI'S LAWN SERVICE & PLOWING	PARKS LAWN SERVICE	975.00
07/13/2018	137692	SENSUS TECHNOLOGIES, INC.	SOFTWARE SUPPORT 18-19	1,949.94
07/13/2018	137693	SUPERIOR RANGE SHOOTERS CLUB, INC	MEMBERSHIP - PUBLIC SAFETY DEPT	500.00
07/13/2018	137694	TRI-STATE BUSINESS SYSTEMS INC	EXCESS COPIES - LIBRARY	155.52
			OFFICE SUPPLIES	70.86
				<u>226.38</u>
07/13/2018	137695	U P REGION OF LIBRARY	OPERATIONAL COST-LIBRARY	1,116.06
07/13/2018	137696	U.S. BANK EQUIPMENT FINANCE	COPIER LEASE - LIBRARY	111.53
07/13/2018	137697	WESTERN UP DIST HEALTH DEPT	HEP. B & C TEST & SHOT - J.C.	30.00
			HEP. B & C TEST & SHOT - J.C.	30.00
				<u>60.00</u>
07/13/2018	137698	WHITE WATER ASSOCIATES, INC	WATER SAMPLE TESTING	17.00
07/13/2018	137699	XCEL ENERGY	GROUP WATER POWER	1,696.89
			1 SUFFOLK ST	189.57
			STREET LIGHTS	5,663.43
			GROUP POWER BILLING	4,670.32
				<u>12,220.21</u>
07/13/2018	137700	YOOPER DELIGHTS, LLC	DESSERT PLATTER GOV. SNYDER	35.00
07/17/2018	137701	POSTMASTER - IRONWOOD	POSTAGE	85.58
			POSTAGE	85.57
				<u>171.15</u>
07/23/2018	137702	POSTMASTER - IRONWOOD	POSTAGE - CYCLE C WATER PORTION	88.62
			POSTAGE - CYCLE C SEWER PORTION	88.62
				<u>177.24</u>
07/25/2018	137703	ANDERSON, BOYD	UB refund for account: HARW-000218-0000-	457.48
07/25/2018	137704	ANDERSON, PAUL	UB refund for account: MARE-001121-0000-	348.08
07/25/2018	137705	ANGELO LUPPINO INC	16.58 TONS 4-6" ROCK @\$8.00 TON	139.95
			3.25 TONS HOT MIX-WTR BREAK LAKE RD	188.58
				<u>328.53</u>
07/25/2018	137706	BAERG, CLINTON	UB refund for account: FRAW-000314-0000-	494.03

CHECK REGISTER FOR CITY OF IRONWOOD
CHECK DATE FROM 07/01/2018 - 07/31/2018

Check Date	Check	Vendor Name	Description	Amount
07/25/2018	137707	BLUE CARE NETWORK OF MICHIGAN	HOSPITALIZATION - AUG 2018	20,209.57
07/25/2018	137708	BLUE CROSS,BLUE SHIELD OF MI	HOSPITALIZATION - AUG 2018	15,205.80
07/25/2018	137709	BLUE CROSS,BLUE SHIELD OF MI	HOSPITALIZATION - AUG 2018	2,855.11
07/25/2018	137710	BLUE CROSS,BLUE SHIELD OF MI	HOSPITALIZATION - AUG 2018	8,953.46
07/25/2018	137711	BLUE CROSS,BLUE SHIELD OF MI	HOSPITALIZATION - AUG 2018	949.98
07/25/2018	137712	BOBBIE MAC	REFUND OVERPAYMENT	350.00
07/25/2018	137713	BREAKWATER RESTAURANT-IRWD	WATER FLUSHING MEALS	25.00
07/25/2018	137714	CHARTER COMMUNICATIONS	PHONE & INTERNET - MEM BLDG	498.37
07/25/2018	137715	CHIEF OIL CO	GAS - PARKS	68.82
			GAS - PARKS	64.33
				<u>133.15</u>
07/25/2018	137716	CITY OF WAKEFIELD	1-070-810-00 - BONNIE J SAARI	100.00
07/25/2018	137717	COMPUTER DOCTORS	COMPUTER SERVICE	340.55
			COMPUTER SERVICES	1,368.70
				<u>1,709.25</u>
07/25/2018	137718	DEPARTMENT OF THE TREASURY	HRA PCORI FEE	100.38
07/25/2018	137719	EVANGELINE SPECIALTIES, INC	SCHOOL PEDS & DIRECTION ARROW SIGNS	183.00
07/25/2018	137720	G.T.C. AUTO PARTS INC	FUEL FILTERS - DPW	73.44
			CREDIT MEMO FUEL FILTERS -DPW	(64.56)
				<u>8.88</u>
07/25/2018	137721	GOGEBIC COUNTY EQUALIZATION-GIS	2018 GIS WEB HOSTING	1,115.00
07/25/2018	137722	IRON COUNTY MINER	50 - 1ST FRIDAY POSTERS	62.50
07/25/2018	137723	IRONWOOD WATER & SEWER UTIL	MARS-CEM-01	23.75
			MARS-PRKS-01	30.00
			MARS-SD-01	13.33
			MARS-SEW-01	21.67
				<u>88.75</u>
07/25/2018	137724	JAMES KOLE SAR	BRANDING REIMBURSEMENT	20.00
07/25/2018	137725	JCS, INC	2018 CRACK SEALING APPL#1	59,072.29
07/25/2018	137726	LAKES DISTRIBUTING INC	CUSTODIAL SERVICES-PARKS & DPW	556.88
07/25/2018	137727	MCCULLOUGH, BRIAN	UB refund for account: BUND-000514-0000-	462.85
07/25/2018	137728	MICHELLE MARIE SIVULA	CUSTODIAL SERVICES-MEM BLDG	235.80
07/25/2018	137729	NASI ROOFING, LLC	COURTYARD ROOF - MEM BLDG	38,000.00
07/25/2018	137730	NIEMI, PAULLETTE	UB refund for account: CELI-001307-0000-	438.33
07/25/2018	137731	NORTH AMERICAN BENEFITS CO	LIFE INSURANCE - AUG 2018	201.00
07/25/2018	137732	NORTH AMERICAN, INC.	REPLACE DPW DOOR OPENER	1,724.00
07/25/2018	137733	NORTHWOODS PAVING	2018 ASPHALT PAVING PRG	14,857.05
07/25/2018	137734	OFFICE DEPOT	TONER - FINANCE DIR	72.99
			OFFICE SUPPLIES	204.33
				<u>277.32</u>
07/25/2018	137735	OREILLY AUTO PARTS	TOOLS - DPW	599.51
07/25/2018	137736	PETTY CASH	REPLENISH PETTY CASH - JUNE	53.57
07/25/2018	137737	PISANI, GREG	UB refund for account: FRAW-000434-0000-	575.20
07/25/2018	137738	PK CONTRACTING, INC	2018 PAVEMENT STRIPING	22,078.37
07/25/2018	137739	POTLUCKER CHAINSAW SCULPTURES	HALF DEPOSIT DOWN-2 TREES	500.00
07/25/2018	137740	REAL ESTATE STORE	UB refund for account: MIDE-000500-0000-	14.71
07/25/2018	137741	SAARI'S LAWN SERVICE & PLOWING	LAWN SERVICE - PARKS	975.00
			LAWN SERVICE - CEMETERY	4,200.00

Check Date	Check	Vendor Name	Description	Amount
				<u>5,175.00</u>
07/25/2018	137742	TRI-STATE BUSINESS SYSTEMS INC	MONTHLY COPIER MAINT CONTRACT	216.00
			EXCESS COPIES - COMM DEV	<u>36.93</u>
				252.93
07/25/2018	137743	U P ASSESSORS ASSOCIATION	REG. FALL SCHOOL- D HEWITT & J ALONEN	160.00
07/25/2018	137744	VERIZON WIRELESS	CELL PHONE SERVICE	<u>1,074.04</u>
07/25/2018	137745	WHITE WATER ASSOCIATES, INC	WATER SAMPLE TESTING	102.00
			WATER SAMPLE TESTING	<u>85.00</u>
				187.00
07/25/2018	137746	XCEL ENERGY	WELL #4	18.53
			219 E FREDERICK ST	88.32
			110 N LOWELL ST PAVILLON	79.35
			DWNTWN STREET LIGHTS	276.35
			111Z NORRIE PARK RD UNIT PARK	14.22
			5788 OLD COUNTY RD	76.87
			PUMP STN & 3 WELLS	<u>7,103.61</u>
				7,657.25
07/25/2018	137747	ZARNOTH BRUSH WORKS	GUTTER BOOMS & BROOM - SWEEPER -DPW	737.00
07/26/2018	137748	BRIAN ROEHM	HOSP - AUG	500.00
07/26/2018	137749	DELTA DENTAL OF MICHIGAN	DENTAL - AUG	<u>1,860.04</u>
07/27/2018	137750	POSTMASTER - IRONWOOD	POSTAGE	91.56
			POSTAGE	<u>91.56</u>
				183.12
07/31/2018	137751	DENNIS HEWITT	POSTAGE	41.70
			POSTAGE	<u>41.69</u>
				<u>83.39</u>

RIVER TOTALS:

Total of 122 Disbursements:

377,602.52

Bank RVTAX RIVER TAX

07/24/2018	8941	ASSOCIATED TITLE & CLOSING SERVICE	2018 Sum Tax Refund 52-22-107-020	47.31
07/24/2018	8942	ASSOCIATED TITLE & CLOSING SERVICES	2018 Sum Tax Refund 52-21-227-080	10.70
07/24/2018	8943	ASSOCIATED TITLE & CLOSING SERVICES	2018 Sum Tax Refund 52-22-101-030	30.27
07/24/2018	8944	CITY OF IRONWOOD-STREET IMPROVEMENT	TAXES COLLECTED JULY 1-13, 2018	18,148.33
07/24/2018	8945	CITY OF IRONWOOD-TAXES	TAXES COLLECTED JULY 1-13, 2018	258,450.15
07/24/2018	8946	EDWARDS, CHARLES	2018 Sum Tax Refund 52-23-152-180	26.35
07/24/2018	8947	GOGEBIC COUNTY TREAS -ST EDUC.	TAXES COLLECTED JULY 1-13, 2018	57,614.15
07/24/2018	8948	GOGEBIC COUNTY TREAS-SUMMER TX	TAXES COLLECTED JULY 1-13, 2018	60,619.80
07/24/2018	8949	GOGEBIC COUNTY TREAS-SUMMER TX	LANDBANK - JULY 1-13, 2018	48.90
07/24/2018	8950	GOGEBIC COUNTY TREAS-SUMMER TX	BROWNFIELD - JULY 1-13, 2018	21,111.39
07/24/2018	8951	GOGEBIC-ONT INTERMEDIATE - TAX	TAXES COLLECTED JULY 1-13, 2018	32,849.71
07/24/2018	8952	IRONWOOD AREA SCHOOLS-CONST 01	TAXES COLLECTED JULY 1-13, 2018	<u>9,888.99</u>

Check Date	Check	Vendor Name	Description	Amount
07/24/2018	8953	IRONWOOD AREA SCHOOLS-CONST 09	TAXES COLLECTED JULY 1-13, 2018	6,719.98
07/24/2018	8954	IRONWOOD AREA SCHOOLS-CONST 10	TAXES COLLECTED JULY 1-13, 2018	15,843.16
07/24/2018	8955	IRONWOOD AREA SCHOOLS-TAX	TAXES COLLECTED JULY 1-13, 2018	57,886.47
07/24/2018	8956	STATE OF MICHIGAN - LANDBANK	SCHOOL AID FUND - JULY 1-13, 2018	17.47

RVTAX TOTALS:

Total of 16 Disbursements: 539,313.13

BID TABULATION SHEET

Name of Bidder:	Bid Bond			Unit Per Ton		Total
Snow Country	✓			\$11.09		\$44,360.00
Globe Ind	✓			\$7.745		\$30,980.00
Smily's Exc	✓			\$7.38		\$29,520.00
Ruotsala Const.	✓			\$8.98		\$35,920.00
Angelo Luppino	✓			\$9.35		\$37,400.00
Jakes Exc.	✓			\$7.90		\$31,600.00

Witnesses to Bid Opening: Maria Maher
Karen M. Sullivan
[Signature]

Bid Award Action Taken: _____

2018 Winter Street Sand Bids - Firday, August 17th @ 10:15 A.M.

BID TABULATION SHEET

Name of Bidder:	Bid Bond		Tons Unit Price	Tons Quantity	Total Bid Price
Smily's Exc.	✓		\$6.96		\$13,920.-
Globe Ind	✓		\$13.15	*	\$26,300.00
Ruotsala Const	✓		\$15.00		\$30,000.-
Jake's Exc.	✓		\$8.49		\$16,980.00

Witnesses to Bid Opening:

Mona Maher
Karen Mullan
[Signature]

Bid Award Action Taken:



RICK SNYDER
GOVERNOR

STATE OF MICHIGAN
DEPARTMENT OF NATURAL RESOURCES
LANSING



KEITH CREAGH
DIRECTOR

August 22, 2018

Dear Ironwood City Commission,

Unfortunately, I am unable to attend the City of Ironwood Commission meeting August 27th. However, I wanted to express our support for the deer hunting program in Ironwood.

We have very few complaints about deer and predators within the city of Ironwood compared to other cities in the west U.P. which, we partially attribute to the deer hunting program in the City. The program that Ironwood has established is an example we refer other municipalities to when faced with similar deer issues. I commend the City of Ironwood for their program efforts to date and encourage the City of Ironwood to continue their successful program.

Michigan DNR has placed a high priority on monitoring white-tailed deer for the occurrence of chronic wasting disease (CWD). Early detection of this disease offers the best hope of limiting its spread. We have a target of collecting and testing 30 deer from Gogebic County and certainly deer harvested during the Ironwood City controlled hunt would be of interest for us to test. Kristy Tickler is a wildlife assistant assigned to this project and can help coordinate the collection of deer heads for CWD testing, Kristy can be reached at 906-239-6110 or ticklerk@michigan.gov and I can be reached at 906-353-6651.

If you have questions or comments please feel free to contact me.

Sincerely,

John DePue

Wildlife Biologist
Western Upper Peninsula Region
Baraga Customer Service Center
427 US Highway 41 N.
Baraga, MI 49908
(906) 353-6651

#018-017

**RESOLUTION GOVERNING THE 2018 COMPREHENSIVE
DEER MANAGEMENT BOW HUNT IN THE CITY OF IRONWOOD;
SETTING RULES AND STANDARDS; AND SETTING FEES**

WHEREAS, the ordinances of the City allow a limited and controlled Comprehensive Deer Management Bow Hunt; and

WHEREAS, the standards and rules for each hunt are determined by resolutions of the City Commission;

NOW, THEREFORE, BE IT RESOLVED, that the following rules and standards shall govern the Comprehensive Deer Management Bow Hunt as amended by Chapter 18, Section 18-234 and authorized by Chapter 6, Article IV, Section 6-100 of the Ironwood City Code of Ordinances, as amended:

- (a) Deer hunting by archery will be conducted in strict conformance with each and every applicable law, rule, and regulation of the United State government, and the State of Michigan, and the City of Ironwood;
- (b) Each participating hunter will be licensed by the State and shall have paid all required fees and have met the standards for certification. Payment shall be made to the City of Ironwood.
- (c) Each hunter shall execute and legally bind himself or herself to an agreement, on a form approved by the City Attorney, to repair or pay for any injury to person, or damage to property of another that arises out of the Hunter's activities in hunting for deer, and to defend and indemnify the City and its agent for any claims against them which arise out of the hunter's activities in hunting for deer;
- (d) Within 48 hours of taking a deer, each hunter shall report to City or designee where the animal can be logged for time and place taken, gender of deer and any other relevant information requested;
- (e) The hunt shall run concurrent with the State of Michigan's deer hunting season as defined by the City of Ironwood.
- (f) The areas within which, subject to the laws and ordinances that apply, hunting can take place are those indicated on the map or maps on file in the City Clerk's Office and referred to as the "**2018** Comprehensive Deer Management Area Map".
- (g) The hunt shall be managed by the City Manager or his/her designee. Under any circumstances, the law enforcement officers of the City, State, and Federal Government retain their jurisdiction;
- (h) During the designated season only antlerless deer will be harvested within the Designated Management Area.

- (i) During the designated season only antlerless deer will be harvested within the Designated Management Area, with the exception of an “Earn-A-Buck” incentive. Under the “Earn-A-Buck” incentive a hunter that had previously participated in the past Comprehensive Deer Management Program will be allowed to enter a lottery. The lottery will allow a maximum of two (2) bucks to be taken under the “Earn-A-Buck” Program.
- (j) A maximum of twenty (20) DMA permits will be issued.
- (k) Only hunting from tree stands is allowed. Each stand platform must be a minimum of 12 feet above ground;
- (l) Allowed hunting areas. Deer harvesting will be prohibited in all areas of the City except in designated management areas (DMA) on the attached **2018** City of Ironwood Comprehensive Deer Management Map (see attachment), and;
 - 1) No discharge of a bow will be allowed only as designated by the laws & regulations of the State of Michigan;
 - 2) Any place posted “no hunting” in compliance with the law of Michigan.
 - 3) Within 200 feet of the centerline of a roadway.
 - 4) No hunting will be conducted during the hours of 10 a.m. and 2 p.m. in the Miner’s Memorial Heritage Park and the program will begin October 26th and end on November 15th in zone 4 only.
- (m) All hunters are required to attend a **mandatory** Pre-Season Seminar.
- (n) A \$5.00 non-refundable application fee will be charged to all hunters. All hunters who pass the required proficiency test and meet all criteria will be charged a \$10.00 “Land Use Fee”.
- (o) Notification signs shall be posted around the designated hunting area.
- (p) Deer baiting will be allowed per State of Michigan rules and regulations.
- (q) All hunters will be required to take a proficiency test as required by City Ordinance. Testing will be done with broad heads only.
 - 1) Hunters must be tested every 2 years for proficiency and after four (4) years of participating, hunters will be tested once every five (5) years.
- (r) All Deer Management Hunters must be at least seventeen (17) years of age at the time of application.
- (s) **2018** Comprehensive Deer Management Program will be separated into three (3) seasons: October 1st – October **22nd, 2018**, October **23rd** – November 14th, and December 1st –January 1st, **2019**.
- (t) Stands must be removed by January 1, **2019** or three (3) days from successful harvest.
- (u) A maximum of twenty (20) active permits will be issued at any one time. The City of Ironwood may issue a second permit provided there are no other applicants on the waiting list.
- (v) Property owners, once registered with the City Clerk’s Office, with ten (10) acres or more of contiguous property will be allowed to obtain a DMA (Deer Management Assistance) Permit to participate in the Comprehensive Deer Management Program, subject to all the rules and regulations of the State of

Michigan and individuals receiving said permit shall be responsible for knowledge of said rules and regulations.

- (w) Comprehensive Deer Management Participants may use their Michigan Archery Deer or Combination Deer License for antlerless deer providing they follow all rules and regulations.
- (x) Crossbows will **only** be permitted during the Comprehensive Deer Management Program with proof of handicap crossbow status (in designated areas), with four (4) years of Ironwood Comprehensive Deer Management experience.

WHEREAS, this resolution continues in force until superseded by another resolution governing the seasonal deer hunt in the City.

THEREFORE, BE IT RESOLVED, that the City Commission for the City of Ironwood authorizes the City Manager to conduct a **2018** Comprehensive Deer Management Bow Hunt beginning October 1, **2018**.

ANNETTE DA LIO-BURCHELL, MAYOR


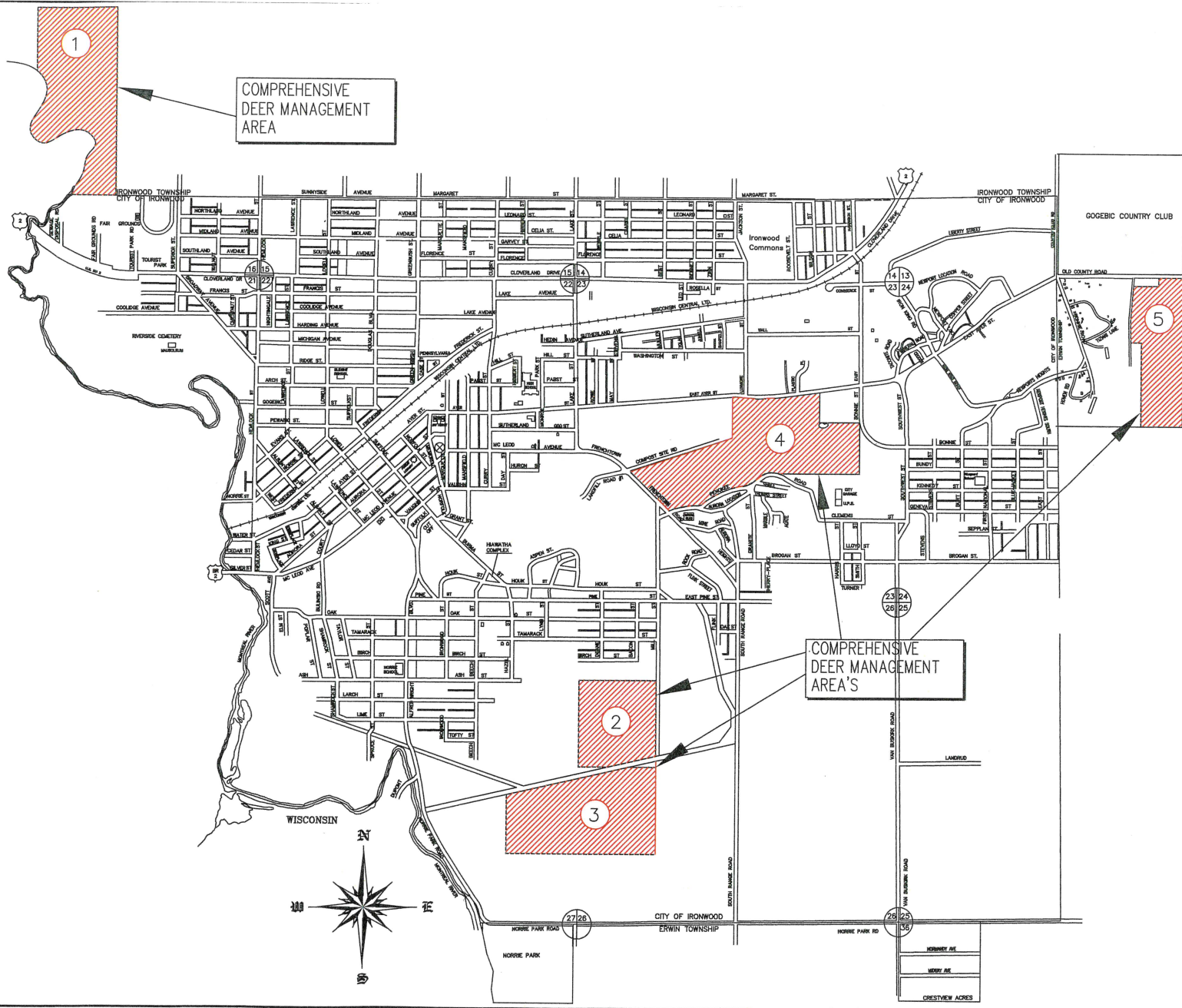
CERTIFICATION

(SEAL)

I, Karen M. Gullan, the duly appointed City Clerk of the City of Ironwood, Michigan, do hereby certify that the foregoing is a true copy of a Resolution adopted by the City Commission of the City of Ironwood at its Regular Meeting on **August 27, 2018**.

KAREN M. GULLAN, CITY CLERK

- 1
- 2
- 3
- 4
- 5



CITY OF IRONWOOD
"LIVE WHERE YOU PLAY"

213 S. MARQUETTE ST.
IRONWOOD, MI 49938
PH: (906) 932-5050
FAX: (906) 932-5745

TITLE: CITY OF IRONWOOD
2018 DEER HUNT MAP
JOB NUMBER:
DRAWN BY: J. ALONEN
APPROVAL BY: K. GULLAN
DATE: 8/20/2018
DRAWING NO. A-1

Sanitary Sewer Line Extension Frenchtown Road / Mill Street & Water service Line Replacements 2018

Opening August 22nd @ 10 AM, 2018

BID TABULATION SHEET

Name of Bidder:	Bid Bond		Bid Scl #1	Bid Scl #2	Total
Rootsala Const.	✓		\$48,900.-	\$196,600.-	\$245,500.-
Jake's Excav.	✓		\$28,210.-	\$225,480.-	253,690.00

Witnesses to Bid Opening:

Maria M. Maly
Karen M. Sullivan
Robert George

Bid Award Action Taken:



IRONWOOD
MICHIGAN | *Find Your North*

213 S. MARQUETTE ST.
IRONWOOD, MI 49938
PH: (906) 932-5050
FAX: (906) 932-5745

TITLE: MILL STREET SANITARY
SEWER RELOCATION PROJECT

REVISION: C	DRAWN BY: J. ALONEN	DRAWING NO. S-
DATE: 5/9/2018	APPROVAL BY: S. ERICKSON	

Harding Water Service Lines

7/27/2018

<u>Service Address</u>	<u>Customer Name</u>	<u>Status</u>	<u>Mailing</u>
100 E HARDING AVE	LEMMONS, PAUL&ALLISON	Active	SAME
104 E HARDING AVE	ANDRESEN, DAVID	Active	SAME
108 E HARDING AVE	BRADY, FORREST	Active	SAME
109 E HARDING AVE	PRZYBYSZ, LAVERNE	Active	SAME
116 E HARDING AVE	ANDERSON, AARON-BECKY	Active	SAME
117 E HARDING AVE	AMERICAN ADVISORS GROUP	Inactive-Paid	PO Box 40724 Lansing, MI 48901
120 E HARDING AVE	HANSON, JOAN C	Active	SAME
125 E HARDING AVE	SLINING, HELEN	Active	Copper City Side SAME
129 E HARDING AVE	DARY, BRIAN	Active	SAME
134 E HARDING AVE	SMITH, PERCY R	Active	SAME
135 E HARDING AVE	ZARIMBA, KYLE	Active	810 North Lowell, Ironwood, MI 49938
141 E HARDING AVE	SAARI, JASON	Active	SAME
143 E HARDING AVE	WARREN, ANDY & CAROLYN	Active	SAME
149 E HARDING AVE	PARK ERICKSON, DOROTHY	Active	P.O. Box 6, Ironwood, MI 49938
150 E HARDING AVE	HILL, EDWIN	Active	SAME
156 E HARDING AVE	MOVRICH, HOLLY	Active	SAME
161 E HARDING AVE	CISEWSKI, JUDITH	Active	P.O. Box 285, Ironwood, MI 49938
163 E HARDING AVE	ARNETT, MICHAEL	Active	SAME
164 E HARDING AVE	MAKINEN, THOMAS M	Active	SAME
165 E HARDING AVE	DUDRA, CORY	Active	SAME
166 E HARDING AVE	JOKI, RAYMOND & MACARIA	Active	Copper Line???? SAME
167 E HARDING AVE	HOLM, ROBERTA	Active	Copper Line???? SAME
173 E HARDING AVE	JOHNSON, ROBERT	Active	Copper City Side SAME
174 E HARDING AVE	D'ALOIS, LYDIA	Active	SAME
814 North Hemlock	Tom Kangas	Active	SAME
406 Greenbush	Sharon Laabs	Active	Lisa Lindberg 2683 13th Street, Sacramento, CA 95818
420 Greenbush	Marvin Ansami	Active	SAME
215 East Mcleod	Marcus Hernesman	Active	E6283 Snowdrift Street, Bessemer, MI 49911
219 East Mcleod	Sally Porter	Active	Paul Porter 614 North Lake Street, Ironwood, MI 49938

Date of Issuance: August 27, 2018

Effective Date: June 28, 2018

Owner: City of Ironwood

Owner's Contract No.: N/A

Contractor: Ruotsala Construction, LLC

Contractor's Project No.: N/A

Engineer: Coleman Engineering Company

Engineer's Project No.: 16385/86

Project: Phase IV Utility Project

Contract Name: N/A

The Contract is modified as follows upon execution of this Change Order:

Description:

Balancing change order for all work completed to date. Add water and sanitary sewer utility improvements on Francis Street from Lawrence Street to Lowell Street.

This Change Order has no associated Engineering Amendments.

Attachments:

Attachment 1 – Change Order Request – Restoration Pricing (1 page)

Attachment 2 – Timeline (1 page)

Attachment 3 – Schedule of Pay Items (3 pages)

CHANGE IN CONTRACT PRICE	CHANGE IN CONTRACT TIMES
Original Contract Price: \$ <u>3,218,303.00</u>	Original Contract Times: Substantial Completion: <u>155</u> Ready for Final Payment: <u>155</u> days or dates
[Increase] [Decrease] from previously approved Change Orders No. <u>1</u> to No. <u>4</u> : \$ <u>47,107.31</u>	[Increase] [Decrease] from previously approved Change Orders No. <u>1</u> to No. <u>4</u> : Substantial Completion: <u>See Attachment 2</u> Ready for Final Payment: <u>See Attachment 2</u> days
Contract Price prior to this Change Order: \$ <u>3,265,410.31</u>	Contract Times prior to this Change Order: Substantial Completion: <u>See Attachment 2</u> Ready for Final Payment: <u>See Attachment 2</u> days or dates
[Increase] [Decrease] of this Change Order: \$ <u>132,270.83</u>	[Increase] [Decrease] of this Change Order: Substantial Completion: <u>See Attachment 2</u> Ready for Final Payment: <u>See Attachment 2</u> days or dates
Contract Price incorporating this Change Order: \$ <u>3,397,681.14</u>	Contract Times with all approved Change Orders: Substantial Comp: <u>See Attachment 2</u> Ready for Final Payment: <u>See Attachment 2</u> days or dates

RECOMMENDED:	ACCEPTED:	ACCEPTED:
By: _____ Engineer (if required)	By: _____ Owner (Authorized Signature)	By: _____ Contractor (Authorized Signature)
Title: <u>Project Engineer</u>	Title: <u>Mayor</u>	Title: <u>President</u>
Date: _____	Date: _____	Date: _____

Approved by Funding Agency (if applicable)

By: _____
Title: _____

Date: _____

Description of Changes for Change Order No. 5

This Change Order accomplishes the following:

1. Balancing of near final quantities for the restoration portion of the project. At the time of this Change Order, some final punchlist work is still in progress and there will be another pay request and possible minor change order for final restoration in September 2018.
2. Attachment 1 covers non-unit price work that was necessary during the restoration portion of the project in the 2018 construction season.
3. Adds in the estimated quantities for the Francis Street work (originally added in with Change Order 1, removed in Change Order 3, now added back in Change Order 5) which will be constructed in the 2019 construction season. This work is in the process of being designed and final design quantities will be forthcoming once the design is finalized and approved by MDEQ. See attachment 2 for the timeline associated with the 2019 Francis Street work.
4. Assesses a penalty of \$8,557.20 for paving on 7/3/2018. Per the specifications for this project, under section 02951 – Restoration, 3.04 HMA Mixture and Testing, B. Rejected Mixtures: “The contract unit price for material outside of Range 2...will be decreased 25 percent.” Original testing performed on 7/3/2018 failed and was out of Range 2 on two consecutive tests. Split samples were ran by the CEC lab in Iron Mountain on 8/14/2018 and confirmed the previous failing test results thereby justifying a 25% deduction in payment via this change order. The total value of paving that day of \$34,228.80 was posted in the 7/3/2018 IDR.

There are no associated engineering amendments this Change Order.

It is understood and agreed by all parties that all quantities previously placed, measured and included on this Change Order are hereby final and will not be changed, negotiated or re-measured. It is also agreed by all parties there will be no additional claims or issues regarding payments for all work performed up to the effective date of this change order. The intent of this Change Order is to finalize all payment and measurement issues to date. This provision does not affect warranty or guarantee provision of the Contract Documents.

It is also agreed this Change Order will resolve all past claims, disputes and negotiations on all issues of this project.

It is noted some pay items still have remaining work to be performed. These items will be measured in the future and adjusted accordingly on future Change Orders and Pay Requests.

Contractor's Summary

Attachment 1
Change Order Request – Restoration Pricing



Project Name: Phase 4 Ironwood

Name: Ruotsala Construction LLC

E5299 Hannu Road

Date: 8.14.18

Ironwood, MI 49938

O: 906.932.4314

Description	Work Description Unit Pricing					Labor			Equipment				Total Cost
	Item Description	Unit	Qty	Cost Per Unit	Total	Rate	# MH Hours	Total	Eq. Type	Qty	Rate	Total	
replace electric wire to garage at 151 rowe st: service was not located by Homeowner, locates were called for by RCC.		ea	1	\$150.00	\$150.00	\$50.00	11.0	\$550.00	exc	1.00	\$145.00	\$145.00	\$845.00
reinstal drain pipe at 128 lake st due to soft subgrade soils causing bellie in first install		ea			\$0.00	\$40.00	2.0	\$80.00				\$0.00	\$80.00
readjust catch basin on may st differing from plan elevation					\$0.00	\$40.00	2.0	\$80.00				\$0.00	\$80.00
readjust 2 catch basins on washington st differing from plan elevations					\$0.00	\$40.00	4.0	\$160.00				\$0.00	\$160.00
16" main restoration: remob to fix washout and install erosion matting not in original plan	sm tools	ea	1	\$50.00	\$50.00	\$40.00	5.0	\$200.00	lowboy	2.0	\$110.00	\$220.00	\$470.00
	haybales	ea	10	\$5.00	\$50.00			\$0.00				\$0.00	\$50.00
redo and regrade west edge of luxmore due to road being lowered and shoulder needing to be cut down	sm tools	ea	1	\$50.00	\$50.00	\$40.00	4.0	\$160.00	mini exc/skid	4.0	\$85.00	\$340.00	\$550.00
									quad	2.0	\$85.00	\$170.00	\$170.00
mob for additional work for riprap and ditching on Sutherland: discovered drainage issue after paving.		EA			\$0.00	\$40.00	6.00	\$240.00	mini exc	3.00	\$85.00	\$255.00	\$495.00
mob for sidewalk on 147 rowe st					\$0.00	\$40.00	7.50	\$300.00				\$0.00	\$300.00
mob for driveway at rowe /may alley					\$0.00	\$50.00	4.0	\$200.00	mini exc	2.0	\$100.00	\$200.00	\$400.00
ditching at salt shed due to lowered road grades					\$0.00	\$50.00	1.5	\$75.00	mini exc	1.5	\$100.00	\$150.00	\$225.00
					\$0.00	\$40.00		\$0.00	quad	1.0	\$85.00	\$85.00	\$85.00
mob for concrete at 132 rowe st: (mob different than 147 Rowe)		ea			\$0.00	\$40.00	6.0	\$240.00	mini exc	1.0	\$100.00	\$100.00	\$340.00
ditching on washington east of culvert by puppy parlor					\$0.00	\$50.00	2.0	\$100.00	quad	2.0	\$85.00	\$170.00	\$270.00
		ea			\$0.00	\$40.00		\$0.00	mini exc	2.0	\$100.00	\$200.00	\$200.00
foreman/pickup for coordinating all additional restoration items on this page					\$0.00	\$50.00	10.0	\$500.00				\$0.00	\$500.00
superintendant for coordinating all additional restoration items on this page		ea			\$0.00	\$65.00	10.0	\$650.00				\$0.00	\$650.00
Subtotals					\$300.00		75.0	\$3,535.00		21.5		\$2,035.00	\$5,870.00

NOTES:

Taxes	\$18.00
Profit 15%	\$880.50
Total Change Order	\$6,750.50

Attachment 2

2019 Francis & Lawrence St Work Timeline

	Completion Date When Liquidated Damages Begin
Final Completion Deadline and Time Extension Calculation	
Final Completion Date for all pipe and resotation work.	7/12/2019
Current 2018 Completion Date	8/1/2018
Number of Days for Contract Time Extension	345
Intermediate 2019 Deadlines	
All underground pipe work must be complete by:	6/21/2019
On 6/21/2019, Owner and Engineer will make determination as to if roads where pipelines were installed during 2018 need more time to heal or if subgrade undercutting needs to occur. If subgrade undercutting needs to occur, then RCC shall complete undercutting, paving and all restoration work by 7/5/19. If more time is needed for roads to heal, then a time extension change order will be granted at that time.	6/21/2019
Substantial Completion of all underground piping and restoration work must be complete by:	7/5/2019

Attachment 3
Schedule of Pay Items

Water System Upgrades			Revised Contract		Change Order No. 5		Revised Contract	
Description	Unit	Unit Price	Quantity	Extension	Quantity	Extension	Quantity	Extension
101. 6-Inch Watermain	Ft	\$ 37.00	0	\$ -	0	\$ -	0	\$ -
102. 8-Inch Watermain	Ft	\$ 40.00	5451	\$ 218,040.00	575	\$ 23,000.00	6026	\$ 241,040.00
103. 12-Inch Watermain	Ft	\$ 55.00	257	\$ 14,135.00	0	\$ -	257	\$ 14,135.00
104. 16-Inch Watermain	Ft	\$ 100.00	4798	\$ 479,800.00	107	\$ 10,700.00	4905	\$ 490,500.00
105. 16-Inch Watermain - Special	Ft	\$ 70.00	466	\$ 32,620.00	0	\$ -	466	\$ 32,620.00
106. 8-Inch Gate Valve & Box	Ea	\$ 1,600.00	19	\$ 30,400.00	1	\$ 1,600.00	20	\$ 32,000.00
107. 12-Inch Gate Valve & Box	Ea	\$ 2,800.00	11	\$ 30,800.00	0	\$ -	11	\$ 30,800.00
108. 16-Inch Butterfly Valve & Box	Ea	\$ 6,500.00	7	\$ 45,500.00	0	\$ -	7	\$ 45,500.00
109. Gate Box, Reconstruct, Case 1	Ea	\$ 1,000.00	3	\$ 3,000.00	-3	\$ (3,000.00)	0	\$ -
110. 8 x 8 x 6 Tee	Ea	\$ 400.00	13	\$ 5,200.00	1	\$ 400.00	14	\$ 5,600.00
111. 8 x 8 x 8 Tee	Ea	\$ 300.00	6	\$ 1,800.00	0	\$ -	6	\$ 1,800.00
112. 12 x 12 x 6 Tee	Ea	\$ 425.00	4	\$ 1,700.00	0	\$ -	4	\$ 1,700.00
113. 12 x 12 x 8 Tee	Ea	\$ 450.00	1	\$ 450.00	0	\$ -	1	\$ 450.00
114. 12 x 12 x 12 Tee	Ea	\$ 525.00	2	\$ 1,050.00	0	\$ -	2	\$ 1,050.00
115. 16 x 16 x 6 Tee	Ea	\$ 650.00	1	\$ 650.00	0	\$ -	1	\$ 650.00
116. 16 x 16 x 12 Tee	Ea	\$ 1,000.00	1	\$ 1,000.00	0	\$ -	1	\$ 1,000.00
117. 16 x 16 x 16 Tee	Ea	\$ 1,100.00	3	\$ 3,300.00	0	\$ -	3	\$ 3,300.00
118. 12 x 8 x 12 x 8 Cross	Ea	\$ 525.00	2	\$ 1,050.00	0	\$ -	2	\$ 1,050.00
119. 8 x 6 Reducer	Ea	\$ 200.00	3	\$ 600.00	0	\$ -	3	\$ 600.00
120. 12 x 8 Reducer	Ea	\$ 300.00	1	\$ 300.00	0	\$ -	1	\$ 300.00
121. 8-Inch Cap/Plug	Ea	\$ 150.00	4	\$ 600.00	0	\$ -	4	\$ 600.00
122. 8-Inch 45° Bend	Ea	\$ 250.00	12	\$ 3,000.00	2	\$ 500.00	14	\$ 3,500.00
123. 8-Inch 11.25° Bend	Ea	\$ 250.00	6	\$ 1,500.00	0	\$ -	6	\$ 1,500.00
124. 12-Inch 45° Bend	Ea	\$ 375.00	4	\$ 1,500.00	0	\$ -	4	\$ 1,500.00
125. 12-Inch 11.25° Bend	Ea	\$ 300.00	2	\$ 600.00	0	\$ -	2	\$ 600.00
126. 16-Inch 45° Bend	Ea	\$ 700.00	3	\$ 2,100.00	0	\$ -	3	\$ 2,100.00
127. 16-Inch 11.25° Bend	Ea	\$ 700.00	1	\$ 700.00	1	\$ 700.00	2	\$ 1,400.00
128. Steel Casing Pipe, 30-Inch, Jacked-In-Place	Ft	\$ 200.00	96.5	\$ 19,300.00	0	\$ -	96.5	\$ 19,300.00
129. Line Stops - 6-Inch	Ea	\$ 5,000.00	0	\$ -	0	\$ -	0	\$ -
130. Line Stops - 16-Inch	Ea	\$ 15,000.00	3	\$ 45,000.00	0	\$ -	3	\$ 45,000.00
131. Air Relief Vault	Ea	\$ 5,000.00	3	\$ 15,000.00	0	\$ -	3	\$ 15,000.00
132. Marker Post	Ea	\$ 50.00	39	\$ 1,950.00	-2	\$ (100.00)	37	\$ 1,850.00
133. 1-Inch Corporation Stop	Ea	\$ 125.00	74	\$ 9,250.00	-3	\$ (375.00)	71	\$ 8,875.00
134. 1-Inch Curb Stop & Box	Ea	\$ 200.00	69	\$ 13,800.00	2	\$ 400.00	71	\$ 14,200.00
135. 1-Inch Type K Copper Service	Ft	\$ 25.00	1703	\$ 42,575.00	-123.5	\$ (3,087.50)	1579.5	\$ 39,487.50
136. 6 x 12 Grade Offset Adapter	Ea	\$ 200.00	4	\$ 800.00	1	\$ 200.00	5	\$ 1,000.00
137. 6-Inch Ductile Iron Hydrant Lead	Ft	\$ 35.00	160.5	\$ 5,617.50	380	\$ 13,300.00	540.5	\$ 18,917.50
138. Fire Hydrant Assembly	Ea	\$ 4,500.00	17	\$ 76,500.00	1	\$ 4,500.00	18	\$ 81,000.00
139. Fire Hydrant Assembly - Special	Ea	\$ 5,500.00	1	\$ 5,500.00	0	\$ -	1	\$ 5,500.00
140. Salvage Existing Hydrant	Ea	\$ 200.00	8	\$ 1,600.00	-1	\$ (200.00)	7	\$ 1,400.00
141. Connect to Existing 6 Watermain	Ea	\$ 1,000.00	3	\$ 3,000.00	0	\$ -	3	\$ 3,000.00
142. Connect to Existing 8 Watermain	Ea	\$ 1,100.00	3	\$ 3,300.00	0	\$ -	3	\$ 3,300.00
143. Connect to Existing 12 Watermain	Ea	\$ 1,200.00	14	\$ 16,800.00	2	\$ 2,400.00	16	\$ 19,200.00
144. Connect to Existing 16 Watermain	Ea	\$ 2,000.00	7	\$ 14,000.00	0	\$ -	7	\$ 14,000.00
145. Remove Existing 16 Cap	Ea	\$ 100.00	1	\$ 100.00	0	\$ -	1	\$ 100.00
146. Rock Excavation	Cyd	\$ 35.00	970	\$ 33,950.00	211.75	\$ 7,411.25	1181.75	\$ 41,361.25
147. Special Backfill	Cyd	\$ 10.00	250	\$ 2,500.00	-202.6	\$ (2,026.00)	47.4	\$ 474.00
148. Stone Refill (MDOT 6A)	Cyd	\$ 25.00	370	\$ 9,250.00	-364.49	\$ (9,112.25)	5.51	\$ 137.75
149. Utility Exploration	Ea	\$ 250.00	45	\$ 11,250.00	-27	\$ (6,750.00)	18	\$ 4,500.00
150. Insulation	Sft	\$ 1.00	1148	\$ 1,148.00	-940	\$ (940.00)	208	\$ 208.00
151. TransCanada/Great Lakes Gas Pipeline Crossing	LS	\$ 80,000.00	0	\$ -	0	\$ -	0	\$ -
152. Stream Crossing	LS	\$ 6,500.00	1	\$ 6,500.00	0	\$ -	1	\$ 6,500.00
153. CN Railroad Crossing	LS	\$ 10,000.00	1	\$ 10,000.00	0	\$ -	1	\$ 10,000.00
154. Maintain City Water Supply	LS	\$ 10,000.00	1	\$ 10,000.00	0	\$ -	1	\$ 10,000.00
155. 2-Inch Corporation Stop	Ea	\$ 900.00	4	\$ 3,600.00	0	\$ -	4	\$ 3,600.00
156. 2-Inch Curb Stop & Box	Ea	\$ 900.00	5	\$ 4,500.00	0	\$ -	5	\$ 4,500.00
157. 2-Inch Type K Copper	LF	\$ 60.00	28	\$ 1,680.00	17	\$ 1,020.00	45	\$ 2,700.00
158. 24" Hydrant Extension	Ea	\$ 1,541.00	2	\$ 3,082.00	1	\$ 1,541.00	3	\$ 4,623.00
159. PRV Vault	Ea	\$ 5,000.00	1	\$ 5,000.00	0	\$ -	1	\$ 5,000.00
Water System Upgrades Subtotal:			\$	1,257,947.50	\$	42,081.50	\$	1,300,029.00

Sanitary Sewer System Upgrades			Revised Contract		Change Order No. 5		Revised Contract	
Description	Unit	Unit Price	Quantity	Extension	Quantity	Extension	Quantity	Extension
200. 8 SDR 35 PVC Gravity Sewer	Ft	\$ 50.00	9670.5	\$ 483,525.00	605	\$ 30,250.00	10275.5	\$ 513,775.00
201. 10 SDR 35 PVC Gravity Sewer	Ft	\$ 39.00	510.5	\$ 19,909.50	0	\$ -	510.5	\$ 19,909.50
202. 4' Diameter Standard Manhole & Cover (VF)	Ft	\$ 300.00	343.56	\$ 103,068.00	21	\$ 6,300.00	364.56	\$ 109,368.00
203. Connect to Existing Sewer	Ea	\$ 800.00	9	\$ 7,200.00	2	\$ 1,600.00	11	\$ 8,800.00
204. 6 SDR 35 PVC Sewer Lateral	Ft	\$ 30.00	3852	\$ 115,560.00	512	\$ 15,360.00	4364	\$ 130,920.00

Attachment 3
Schedule of Pay Items

205. Connect to Existing Sewer Lateral	Ea	\$ 100.00	82	\$ 8,200.00	11	\$ 1,100.00	93	\$ 9,300.00
206. 6 x 8 Sanitary Sewer Wye	Ea	\$ 100.00	86	\$ 8,600.00	16	\$ 1,600.00	102	\$ 10,200.00
207. Sanitary Sewer Lateral Cleanout	Ea	\$ 500.00	25	\$ 12,500.00	1	\$ 500.00	26	\$ 13,000.00
208. Cap Sewer Main - 8-Inch	Ea	\$ 200.00	2	\$ 400.00	-2	\$ (400.00)	0	\$ -
209. Rock Excavation	Cyd	\$ 1.00	630	\$ 630.00	202.9	\$ 202.90	832.9	\$ 832.90
210. Special Backfill	Cyd	\$ 10.00	200	\$ 2,000.00	-157	\$ (1,570.00)	43	\$ 430.00
211. Stone Refill (MDOT 6A)	Cyd	\$ 25.00	370	\$ 9,250.00	-305	\$ (7,625.00)	65	\$ 1,625.00
212. Utility Exploration	Ea	\$ 250.00	14	\$ 3,500.00	-3	\$ (750.00)	11	\$ 2,750.00
213. Insulation	Sft	\$ 1.00	320	\$ 320.00	-320	\$ (320.00)	0	\$ -
214. Culvert, HDPE, 24-Inch	Ft	\$ 40.00	140	\$ 5,600.00	-32	\$ (1,280.00)	108	\$ 4,320.00
215. Culvert, HDPE, 30-Inch	Ft	\$ 45.00	185	\$ 8,325.00	0	\$ -	185	\$ 8,325.00
216. Culvert End Section, 24-Inch	Ea	\$ 250.00	7	\$ 1,750.00	-2	\$ (500.00)	5	\$ 1,250.00
217. Culvert End Section, 30-Inch	Ea	\$ 300.00	5	\$ 1,500.00	0	\$ -	5	\$ 1,500.00
218. 12-Inch HDPE Storm Sewer	Ft	\$ 25.00	1397.5	\$ 34,937.50	0	\$ -	1397.5	\$ 34,937.50
219. 15-Inch HDPE Storm Sewer	Ft	\$ 30.00	858	\$ 25,740.00	0	\$ -	858	\$ 25,740.00
220. 18-Inch HDPE Storm Sewer	Ft	\$ 31.00	982.5	\$ 30,457.50	0	\$ -	982.5	\$ 30,457.50
221. 24-Inch HDPE Storm Sewer	Ft	\$ 40.00	494	\$ 19,760.00	0	\$ -	494	\$ 19,760.00
222. 30-Inch HDPE Storm Sewer	Ft	\$ 42.00	742	\$ 31,164.00	0	\$ -	742	\$ 31,164.00
223. Storm Sewer Catch Basin, 2' Diameter	Ea	\$ 1,500.00	19	\$ 28,500.00	-1	\$ (1,500.00)	18	\$ 27,000.00
224. Storm Sewer Catch Basin, 4' & 5' Diameter	Ea	\$ 2,300.00	24	\$ 55,200.00	-2	\$ (4,600.00)	22	\$ 50,600.00
225. Connect to Existing Storm Sewer	Ea	\$ 700.00	5	\$ 3,500.00	0	\$ -	5	\$ 3,500.00
226. Ditch Cleanout	Ft	\$ 4.00	1225	\$ 4,900.00	-20	\$ (80.00)	1205	\$ 4,820.00
227. Riprap, Heavy	Syd	\$ 50.00	160	\$ 8,000.00	60.83	\$ 3,041.50	220.83	\$ 11,041.50
228. Video Taping Sewer & Culvert Pipe	Ft	\$ 1.50	14448	\$ 21,672.00	-4613	\$ (6,919.50)	9835	\$ 14,752.50
229. Sewer Bulkhead - Through 18	Ea	\$ 250.00	85	\$ 21,250.00	-29	\$ (7,250.00)	56	\$ 14,000.00
230. Sewer Bulkhead - Over 18	Ea	\$ 300.00	25	\$ 7,500.00	-23	\$ (6,900.00)	2	\$ 600.00
231. Non-Structural Flowable Fill	Cyd	\$ 200.00	7.5	\$ 1,500.00	-7.5	\$ (1,500.00)	0	\$ -
Sanitary Sewer System Upgrades Subtotal:				\$ 1,085,918.50	\$ 18,759.90	\$ 1,104,678.40		

Water System Restoration			Revised Contract		Change Order No. 5		Revised Contract	
Description	Unit	Unit Price	Quantity	Extension	Quantity	Extension	Quantity	Extension
300. Slope Restoration, Type A	Syd	\$ 0.50	25325	\$ 12,662.50	4572.58	\$ 2,286.29	29897.58	\$ 14,948.79
301. Slope Restoration, Type B	Syd	\$ 1.00	1073	\$ 1,073.00	234.33	\$ 234.33	1307.33	\$ 1,307.33
302. Wetland Restoration	Syd	\$ 1.00	5210	\$ 5,210.00	1356.67	\$ 1,356.67	6566.67	\$ 6,566.67
303. Sidewalk, Concrete, 4-Inch	Sft	\$ 4.00	7215.65	\$ 28,862.60	992.19	\$ 3,968.76	8207.84	\$ 32,831.36
304. Sidewalk, Removal	Sft	\$ 5.00	1593.35	\$ 7,966.75	0	\$ -	1593.35	\$ 7,966.75
305. Driveway, Non-Reinf. Concrete, 6-Inch	Syd	\$ 50.00	237	\$ 11,850.00	3.6	\$ 180.00	240.6	\$ 12,030.00
306. Detectable Warning Surface	Ft	\$ 100.00	27.5	\$ 2,750.00	0	\$ -	27.5	\$ 2,750.00
307. Curb & Gutter, Conc, Det C-2	Ft	\$ 14.00	4347.25	\$ 60,861.50	894	\$ 12,516.00	5241.25	\$ 73,377.50
308. Curb Sloped, HMA	Ft	\$ 8.00	188	\$ 1,504.00	-188	\$ (1,504.00)	0	\$ -
309. Underdrain, Subgrade, 4-Inch	Ft	\$ 3.00	0	\$ -	0	\$ -	0	\$ -
310. Underdrain, Subgrade, Open-Graded, 4-Inch	Ft	\$ 4.00	0	\$ -	0	\$ -	0	\$ -
311. HMA (4E1, Leveling, 220#/SYD)	Syd	\$ 7.00	15013	\$ 105,091.00	1437.97	\$ 10,065.79	16450.97	\$ 115,156.79
312. HMA (5E1, Surface, 165#/SYD)	Syd	\$ 4.50	15013	\$ 67,558.50	1422.87	\$ 6,402.92	16435.87	\$ 73,961.42
313. HMA (5E1, Driveway, 275#/SYD)	Syd	\$ 15.00	972	\$ 14,580.00	66	\$ 990.00	1038	\$ 15,570.00
314. Subgrade Undercutting, Type III	Cyd	\$ 25.00	38.2	\$ 955.00	75.76	\$ 1,894.00	113.96	\$ 2,849.00
315. Earth Excavation	Cyd	\$ 5.50	5030	\$ 27,665.00	49	\$ 269.50	5079	\$ 27,934.50
316. Aggregate Base, 9-Inch	Syd	\$ 5.75	16098	\$ 92,563.50	964.98	\$ 5,548.64	17062.98	\$ 98,112.14
317. Aggregate Base, 4-Inch	Syd	\$ 4.00	958	\$ 3,832.00	202.5	\$ 810.00	1160.5	\$ 4,642.00
318. Aggregate Surface, 8-Inch	Syd	\$ 5.00	4897	\$ 24,485.00	260.11	\$ 1,300.55	5157.11	\$ 25,785.55
319. Shoulder, Class II, 4-Inch	Syd	\$ 4.00	610	\$ 2,440.00	-212	\$ (848.00)	398	\$ 1,592.00
320. Traffic Maintenance	LS	\$ 10,000.00	0.5	\$ 5,000.00	0	\$ -	0.5	\$ 5,000.00
321. Pavt. Mrkg, Waterborne, 4-Inch, White	Ft	\$ 1.00	55	\$ 55.00	0	\$ -	55	\$ 55.00
322. Pavt. Mrkg, Waterborne, 6-Inch, White	Ft	\$ 1.00	1153	\$ 1,153.00	0	\$ -	1153	\$ 1,153.00
323. Pavt. Mrkg, Waterborne, 4-Inch, Yellow	Ft	\$ 1.00	1137	\$ 1,137.00	0	\$ -	1137	\$ 1,137.00
324. Pavt. Mrkg, Waterborne, 18-Inch, Stop Bar	Ft	\$ 10.00	24	\$ 240.00	0	\$ -	24	\$ 240.00
325. Pavt. Mrkg, Waterborne, Only	Ea	\$ 150.00	2	\$ 300.00	0	\$ -	2	\$ 300.00
326. Pavt. Mrkg, Waterborne, Lt Turn Arrow Sym	Ea	\$ 200.00	1	\$ 200.00	0	\$ -	1	\$ 200.00
327. Pavt. Mrkg, Waterborne, Rt Turn Arrow Sym	Ea	\$ 200.00	1	\$ 200.00	0	\$ -	1	\$ 200.00
328. Erosion Control, Check Dam, Stone	Ea	\$ 75.00	8	\$ 600.00	-8	\$ (600.00)	0	\$ -
329. Erosion Control, Sediment Basin	Ea	\$ 100.00	2	\$ 200.00	-2	\$ (200.00)	0	\$ -
330. Erosion Control, Silt Fence	Ft	\$ 1.00	4155	\$ 4,155.00	-3500	\$ (3,500.00)	655	\$ 655.00
331. Erosion Control, Inlet Protection, Fabric Drop	Ea	\$ 25.00	0	\$ -	3	\$ 75.00	3	\$ 75.00
332. Tree Removal, 12 and Bigger	Ea	\$ 300.00	17	\$ 5,100.00	3	\$ 900.00	20	\$ 6,000.00
333. Fence, Moving	Ft	\$ 35.00	30	\$ 1,050.00	0	\$ -	30	\$ 1,050.00
334. Underdrain Outlet, 4-Inch	Ea	\$ 10.00	0	\$ -	0	\$ -	0	\$ -
335. Post, Mailbox	Ea	\$ 400.00	4	\$ 1,600.00	0	\$ -	4	\$ 1,600.00
336. Watering	Unit	\$ 1.00	750	\$ 750.00	-710	\$ (710.00)	40	\$ 40.00
337. Removing Out of Service Pipeline	Ft	\$ 3.00	945	\$ 2,835.00	220	\$ 660.00	1165	\$ 3,495.00
338. Curb and Gutter, Rem	Ft	\$ 6.00	4826	\$ 28,956.00	891	\$ 5,346.00	5717	\$ 34,302.00

Attachment 3
Schedule of Pay Items

339. Slope Restoration, Type C	Syd	\$3.75	700	\$ 2,625.00	-700	\$ (2,625.00)	0	\$ -
340. Erosion Control, Erosion Log	Ea	\$1.74	0	\$ -	3969	\$ 6,906.06	3969	\$ 6,906.06
341. Clearing & Grubbing	Acre	\$6,500.00	1	\$ 6,500.00	0	\$ -	1	\$ 6,500.00
342. Wetland Matting - Wetland A	LF	\$97.00	0	\$ -	0	\$ -	0	\$ -
343. Wetland Matting - Wetland B	LF	\$97.00	60	\$ 5,820.00	0	\$ -	60	\$ 5,820.00
344. Wetland Matting - Wetland C	LF	\$97.00	248	\$ 24,056.00	0	\$ -	248	\$ 24,056.00
345. Wetland Matting - Wetland D	LF	\$97.00	84	\$ 8,148.00	0	\$ -	84	\$ 8,148.00
346. Wetland Matting - Wetland E	LF	\$97.00	718	\$ 69,646.00	0	\$ -	718	\$ 69,646.00
347. Wetland Matting - Wetland F	LF	\$22.50	265	\$ 5,962.50	0	\$ -	265	\$ 5,962.50
348. Wetland Matting - Wetland G	LF	\$20.00	90	\$ 1,800.00	0	\$ -	90	\$ 1,800.00
COR#2 - Unmarked service lines in alleys	LS	\$1,207.50	1	\$ 1,207.50	0	\$ -	1	\$ 1,207.50
COR#3 - Washington & Luxmore Watermain	LS	\$1,955.00	1	\$ 1,955.00	0	\$ -	1	\$ 1,955.00
COR#4 - Hymax Sleeve Rods	LS	\$1,276.50	1	\$ 1,276.50	0	\$ -	1	\$ 1,276.50
COR#6 - Sidewalk Move	LS	\$3,549.62	1	\$ 3,549.62	0	\$ -	1	\$ 3,549.62
TransCanada/Great Lakes Gas Pipeline Crossing	Dlr	\$1.00	49885.78	\$ 49,885.78	0	\$ -	49885.78	\$ 49,885.78
COR Additional Restoration	LS	\$6,750.50	0	\$ -	1	\$ 6,750.50	1	\$ 6,750.50
HMA Deduction - 7/3/2018 Paving	LS	(\$6,417.90)	0	\$ -	1	\$ (6,417.90)	1	\$ (6,417.90)
Water System Restoration Subtotal:				\$ 707,873.25		\$ 52,056.10		\$ 759,929.35

Sanitary Sewer System Restoration			Revised Contract		Change Order No. 5		Revised Contract	
Description	Unit	Unit Price	Quantity	Extension	Quantity	Extension	Quantity	Extension
300. Slope Restoration, Type A	Syd	\$ 0.50	17661	\$ 8,830.50	-4158.17	\$ (2,079.09)	13502.83	\$ 6,751.42
301. Slope Restoration, Type B	Syd	\$ 1.00	373	\$ 373.00	-138.5	\$ (138.50)	234.5	\$ 234.50
302. Wetland Restoration	Syd	\$ 1.00	0	\$ -	0	\$ -	0	\$ -
303. Sidewalk, Concrete, 4-Inch	Sft	\$ 4.00	2401.55	\$ 9,606.20	228.06	\$ 912.24	2629.61	\$ 10,518.44
304. Sidewalk, Removal	Sft	\$ 5.00	1457.05	\$ 7,285.25	225	\$ 1,125.00	1682.05	\$ 8,410.25
305. Driveway, Non-Reinf. Concrete, 6-Inch	Syd	\$ 50.00	78	\$ 3,900.00	-1.6	\$ (80.00)	76.4	\$ 3,820.00
306. Detectable Warning Surface	Ft	\$ 100.00	22.5	\$ 2,250.00	0	\$ -	22.5	\$ 2,250.00
307. Curb & Gutter, Conc, Det C-2	Ft	\$ 14.00	1448.75	\$ 20,282.50	196	\$ 2,744.00	1644.75	\$ 23,026.50
308. Curb Sloped, HMA	Ft	\$ 8.00	62	\$ 496.00	-62	\$ (496.00)	0	\$ -
309. Underdrain, Subgrade, 4-Inch	Ft	\$ 3.00	0	\$ -	0	\$ -	0	\$ -
310. Underdrain, Subgrade, Open-Graded, 4-Inch	Ft	\$ 4.00	0	\$ -	0	\$ -	0	\$ -
311. HMA (4E1, Leveling, 220#/SYD)	Syd	\$ 7.00	4611	\$ 32,277.00	727.33	\$ 5,091.31	5338.33	\$ 37,368.31
312. HMA (5E1, Surface, 165#/SYD)	Syd	\$ 4.50	4611	\$ 20,749.50	722.22	\$ 3,249.99	5333.22	\$ 23,999.49
313. HMA (5E1, Driveway, 275#/SYD)	Syd	\$ 15.00	324	\$ 4,860.00	14	\$ 210.00	338	\$ 5,070.00
314. Subgrade Undercutting, Type III	Cyd	\$ 25.00	38.2	\$ 955.00	153.25	\$ 3,831.25	191.45	\$ 4,786.25
315. Earth Excavation	Cyd	\$ 5.50	5030	\$ 27,665.00	11	\$ 60.50	5041	\$ 27,725.50
316. Aggregate Base, 9-Inch	Syd	\$ 5.75	5366	\$ 30,854.50	485.23	\$ 2,790.07	5851.23	\$ 33,644.57
317. Aggregate Base, 4-Inch	Syd	\$ 4.00	320	\$ 1,280.00	43.7	\$ 174.80	363.7	\$ 1,454.80
318. Aggregate Surface, 8-Inch	Syd	\$ 5.00	1632	\$ 8,160.00	669.26	\$ 3,346.30	2301.26	\$ 11,506.30
319. Shoulder, Class II, 4-Inch	Syd	\$ 4.00	203	\$ 812.00	-70	\$ (280.00)	133	\$ 532.00
320. Traffic Maintenance	LS	\$ 10,000.00	0.5	\$ 5,000.00	0	\$ -	0.5	\$ 5,000.00
321. Pavt. Mrkg, Waterborne, 4-Inch, White	Ft	\$ 1.00	55	\$ 55.00	0	\$ -	55	\$ 55.00
322. Pavt. Mrkg, Waterborne, 6-Inch, White	Ft	\$ 1.00	1152	\$ 1,152.00	0	\$ -	1152	\$ 1,152.00
323. Pavt. Mrkg, Waterborne, 4-Inch, Yellow	Ft	\$ 1.00	1138	\$ 1,138.00	0	\$ -	1138	\$ 1,138.00
324. Pavt. Mrkg, Waterborne,18-Inch, Stop Bar	Ft	\$ 10.00	0	\$ -	0	\$ -	0	\$ -
325. Pavt. Mrkg, Waterborne, Only	Ea	\$ 150.00	0	\$ -	0	\$ -	0	\$ -
326. Pavt. Mrkg, Waterborne, Lt Turn Arrow Sym	Ea	\$ 200.00	0	\$ -	0	\$ -	0	\$ -
327. Pavt. Mrkg, Waterborne, Rt Turn Arrow Sym	Ea	\$ 200.00	0	\$ -	0	\$ -	0	\$ -
328. Erosion Control, Check Dam, Stone	Ea	\$ 75.00	7	\$ 525.00	-1	\$ (75.00)	6	\$ 450.00
329. Erosion Control, Sediment Basin	Ea	\$ 100.00	3	\$ 300.00	-3	\$ (300.00)	0	\$ -
330. Erosion Control, Silt Fence	Ft	\$ 1.00	170	\$ 170.00	-152	\$ (152.00)	18	\$ 18.00
331. Erosion Control, Inlet Protection, Fabric Drop	Ea	\$ 25.00	55	\$ 1,375.00	-38	\$ (950.00)	17	\$ 425.00
332. Tree Removal, 12 and Bigger	Ea	\$ 300.00	18	\$ 5,400.00	2	\$ 600.00	20	\$ 6,000.00
333. Fence, Moving	Ft	\$ 35.00	15	\$ 525.00	0	\$ -	15	\$ 525.00
334. Underdrain Outlet, 4-Inch	Ea	\$ 10.00	0	\$ -	0	\$ -	0	\$ -
335. Post, Mailbox	Ea	\$ 400.00	2	\$ 800.00	2	\$ 800.00	4	\$ 1,600.00
336. Watering	Unit	\$ 1.00	250	\$ 250.00	-250	\$ (250.00)	0	\$ -
337. Removing Out of Service Pipeline	Ft	\$ 3.00	324	\$ 972.00	-44	\$ (132.00)	280	\$ 840.00
338. Curb and Gutter, Rem	Ft	\$ 6.00	1533	\$ 9,198.00	199	\$ 1,194.00	1732	\$ 10,392.00
339. Slope Restoration, Type C	Syd	\$3.75	700	\$ 2,625.00	84.2	\$ 315.75	784.2	\$ 2,940.75
COR#6 - Sidewalk Move	LS	\$3,549.61	1	\$ 3,549.61	0	\$ -	1	\$ 3,549.61
HMA Deduction - 7/3/2018 Paving	LS	(\$2,139.30)	0	\$ -	1	\$ (2,139.30)	1	\$ (2,139.30)
Sanitary Sewer System Restoration Subtotal:			\$	213,671.06	\$	19,373.33	\$	233,044.39

Water System Upgrades Subtotal:	\$ 1,965,820.75	\$ 94,137.60	\$ 2,059,958.35
Sanitary Sewer System Upgrades Subtotal:	\$ 1,299,589.56	\$ 38,133.23	\$ 1,337,722.79
Contract Total:	\$ 3,265,410.31	\$ 132,270.83	\$ 3,397,681.14

City of Ironwood, Michigan
PROJECT: City of Ironwood Phase IV Utility Project

SUMMARY OF PAYMENTS
DUE AND APPROVED BY OWNER
AT MEETING HELD
8/27/2018

The following invoices have been approved for payment:

<i>Invoices to be Paid</i>	<i>Amount Due</i>	<i>Budget Category</i>
Ruotsala Construction, LLC	\$326,826.48	Construction
Coleman Engineering Company - Invoice 31442	\$396.00	Engineering - Basic
Coleman Engineering Company - Invoice 31442	\$9,617.25	Engineering - Inspection
Coleman Engineering Company - Invoice 31442	\$828.00	Engineering - Other
Total:	\$337,667.73	---

Ayes: _____
Nayes: _____
Absent: _____
Motion: Passed

By: _____

Title: Mayor _____

Date: August 27, 2018 _____

ESTIMATE OF FUNDS NEEDED
FOR
30-Day Period Commencing
7/8/2018
(WATER PORTION OF PROJECT - PHASE IV)

Name of Borrower: City of Ironwood, Michigan

Items	Amount of Funds
Construction:	
Ruotsala Construction, LLC \$326,826.48	
Construction Total:	\$326,826.48
Legal/Admin:	
City of Ironwood - Reimbursement \$0.00	
Legal/Admin Total:	\$0.00
Engineering Fees:	
Basic: \$396.00	
Inspection: \$9,617.25	
Additional Services: \$828.00	
Engineering Fees Total:	\$10,841.25
Contingencies:	\$0.00
Advertising:	\$0.00
Total:	\$0.00
TOTAL:	\$337,667.73

Prepared by: City of Ironwood
0 Name of Borrower

By: Annette DaLio-Burchell, Mayor

Date: August 27, 2018

Approved By:

Date:

According to the Paperwork Reduction Act of 1995, an agency may not conduct or sponsor, and a person is not required to respond to, a collection of information unless it displays a valid OMB control number. The valid OMB control number for this information collection is 0575-15. The time required to complete this information collection is estimated to average 1 hour per response, including time for reviewing instructions, searching existing data sources, gathering and maintaining the data needed, and completing and reviewing the collection of information.

**COLEMAN ENGINEERING COMPANY**

635 Circle Drive
Iron Mountain, Michigan 49801
Phone: (906) 774-3440

Invoice No.: 31442

Date: July 24, 2018

To: CITY OF IRONWOOD
213 S MARQUETTE STREET
IRONWOOD, MICHIGAN 49938
ATTN: PAUL LINN, TREASURER

CEC Job No.: EC-16386	Project: Ironwood Phase 4 - Water Portion
-----------------------	---

Services from: June 19, 2018 to July 14, 2018

Basic

Technician 17	5.50 hrs	@	\$72.00 /hr	\$	396.00
Total Billing Group					\$ 396.00

Inspection

Engineer 13	30.00 hrs	@	\$112.00 /hr	\$	3,360.00
Engineer 7	77.25 hrs	@	\$81.00 /hr		6,257.25
Total Billing Group					\$ 9,617.25

Other Engineering

Engineer 11	0.25 hrs	@	\$102.00 /hr	\$	25.50
Technician 7	7.00 hrs	@	\$48.00 /hr		336.00
Clerical	1.50 hrs	@	\$41.00 /hr		61.50
Nuclear Density Gauge	1.00 day	@	\$30.00 /day		30.00
Asphalt Extraction w/Particle Size	1.00 tests	@	\$275.00 /test		275.00
Compressive Strength Concrete Cylinder	4.00 tests	@	\$25.00 /test		100.00
Total Billing Group					\$ 828.00

Total Invoice Amount \$ 10,841.25**Project Invoice Summary**

	<u>Budget</u>	<u>Invoiced to Date</u>	<u>Remaining</u>
Basic	\$ 270,097.00	\$ 243,521.00	\$ 26,576.00
Inspection	\$ 168,942.00	\$ 137,426.25	\$ 31,515.75
Other Engineering	\$ 29,846.00	\$ 24,013.00	\$ 5,833.00
Total	\$ 468,885.00	\$ 404,960.25	\$ 63,924.75

City of Ironwood, Michigan
PROJECT: City of Ironwood Phase IV Utility Project

SUMMARY OF PAYMENTS
DUE AND APPROVED BY OWNER
AT MEETING HELD
8/27/2018

The following invoices have been approved for payment:

<i>Invoices to be Paid</i>	<i>Amount Due</i>	<i>Budget Category</i>
Ruotsala Construction, LLC	\$168,042.53	Construction
Coleman Engineering Company - Invoice 31441	\$4,360.00	Engineering - Basic
Coleman Engineering Company - Invoice 31441	\$11,289.75	Engineering - Inspection
Coleman Engineering Company - Invoice 31441	\$910.50	Engineering - Other
Total:	\$184,602.78	---

Ayes: _____
Nayes: _____
Absent: _____
Motion: Passed _____

By: _____

Title: Mayor _____

Date: August 27, 2018 _____

ESTIMATE OF FUNDS NEEDED
FOR
30-Day Period Commencing
7/8/2018
(SEWER PORTION OF PROJECT - PHASE IV)

Name of Borrower: City of Ironwood, Michigan

Items	Amount of Funds
Construction:	
Ruotsala Construction, LLC	\$168,042.53
Construction Total:	\$168,042.53
Legal/Admin:	
City of Ironwood - Reimbursement	\$0.00
Legal/Admin Total:	\$0.00
Engineering Fees:	
Basic:	\$4,360.00
Inspection:	\$11,289.75
Additional Services:	\$910.50
Engineering Fees Total:	\$16,560.25
Contingencies:	\$0.00
Advertising:	\$0.00
Total:	\$0.00
TOTAL:	\$184,602.78

0 City of Ironwood
Name of Borrower

By: Annette DaLio-Burchell, Mayor

Date: August 27, 2018

Approved By:

Date:

According to the Paperwork Reduction Act of 1995, an agency may not conduct or sponsor, and a person is not required to respond to, a collection of information unless it displays a valid OMB control number. The valid OMB control number for this information collection is 0575-15. The time required to complete this information collection is estimated to average 1 hour per response, including time for reviewing instructions, searching existing data sources, gathering and maintaining the data needed, and completing and reviewing the collection of information.

**COLEMAN ENGINEERING COMPANY**

635 Circle Drive
Iron Mountain, Michigan 49801
Phone: (906) 774-3440

Invoice No.: 31441

Date: July 24, 2018

To: CITY OF IRONWOOD
213 S MARQUETTE STREET
IRONWOOD, MI 49938
ATTN: PAUL LINN, TREASURER

CEC Job No.: EC-16385	Project: Ironwood Phase 4 - Sewer Portion
-----------------------	---

Services from: June 19, 2018 to July 14, 2018

Basic

Engineer 13	28.00 hrs	@	\$112.00 /hr	\$	3,136.00
Technician 17	17.00 hrs	@	\$72.00 /hr		1,224.00

Total Billing Group \$ 4,360.00

Inspection

Engineer 7	77.75 hrs	@	\$81.00 /hr	\$	6,297.75
Technician 7	104.00 hrs	@	\$48.00 /hr		4,992.00

Total Billing Group \$ 11,289.75

Other

Technician 15	5.25 hrs	@	\$67.00 /hr	\$	351.75
Technician 7	6.50 hrs	@	\$48.00 /hr		312.00
Clerical	1.75 hrs	@	\$41.00 /hr		71.75
Nuclear Density Gauge	2.50 days	@	\$30.00 /day		75.00
Compressive Strength Concrete Cylinder	4.00 tests	@	\$25.00 /ea		100.00

Total Billing Group \$ 910.50

Total Invoice Amount \$ 16,560.25

Project Invoice Summary

	<u>Budget</u>	<u>Invoiced to Date</u>	<u>Remaining</u>
Basic	\$ 152,332.00	\$ 137,511.75	\$ 14,820.25
Inspection	\$ 95,198.00	\$ 82,045.50	\$ 13,152.50
Other Engineering	\$ 16,854.00	\$ 15,001.00	\$ 1,853.00
Total	\$ 264,384.00	\$ 234,558.25	\$ 29,825.75

Contractor's Application for Payment No.

13

Application Period: 7/8/2018 - 8/11/2018		Application Date: 8/27/2018
To (Owner): City of Ironwood	From (Contractor): Ruotsala Construction, LLC	Via (Engineer): Coleman Engineering Company
Project: City of Ironwood - Phase IV Utility Project	Contract: City of Ironwood - Phase III Utilities - Local	
Owner's Contract No.:	Contractor's Project No.:	Engineer's Project No.: 16385/16386

Application For Payment Change Order Summary

Approved Change Orders		
Number	Additions	Deductions
1	\$160,676.50	
2	\$62.00	
3	\$54,878.00	
4		-\$168,509.19
5	\$132,270.83	
TOTALS	\$347,887.33	-\$168,509.19
NET CHANGE BY CHANGE ORDERS	\$179,378.14	

1. ORIGINAL CONTRACT PRICE.....	\$	\$3,218,303.00
2. Net change by Change Orders.....	\$	\$179,378.14
3. Current Contract Price (Line 1 ± 2).....	\$	\$3,397,681.14
4. TOTAL COMPLETED AND STORED TO DATE (Column F on Progress Estimate).....	\$	\$3,247,997.89
5. RETAINAGE:		
a. 5% X Work Completed.....	\$	\$20,000.00
b. 5% X Stored Material.....	\$	
c. Total Retainage (Line 5a + Line 5b).....	\$	\$20,000.00
6. AMOUNT ELIGIBLE TO DATE (Line 4 - Line 5c).....	\$	\$3,227,997.89
7. LESS PREVIOUS PAYMENTS (Line 6 from prior Application).....	\$	\$2,733,128.88
8. AMOUNT DUE THIS APPLICATION.....	\$	\$494,869.01
9. BALANCE TO FINISH, PLUS RETAINAGE (Column G on Progress Estimate + Line 5 above).....	\$	\$169,683.25

Contractor The undersigned Contractor certifies that to the best of its knowledge: (1) all previous progress payments received from Owner on account of Work done under the Contract have been applied on account to discharge Contractor's legitimate obligations incurred in connection with Work covered by prior Applications for Payment; (2) title of all Work, materials and equipment incorporated in said Work or otherwise listed in or covered by this Application for Payment will pass to Owner at time of payment free and clear of all Liens, security interests and encumbrances (except such as are covered by a Bond acceptable to Owner indemnifying Owner against any such Liens, security interest or encumbrances); and (3) all Work covered by this Application for Payment is in accordance with the Contract Documents and is not defective.	
By:	Date: 8/27/2018

Payment of:	\$	\$494,869.01	
		(Line 8 or other - attach explanation of the other amount)	
is recommended by:		8/27/2018	
	(Engineer)	(Date)	
Payment of:	\$	\$494,869.01	
		(Line 8 or other - attach explanation of the other amount)	
is approved by:		8/27/2018	
	(Owner)	(Date)	
Approved by:			
	Funding Agency (if applicable)	(Date)	

Endorsed by the Construction Specifications Institute.

City of Ironwood, Michigan
City of Ironwood - Phase IV Utility Project
CEC Project No. 16385/16386

Pay Request No. 13
Ruotsala Construction, LLC
E5299 Hannu Road
Ironwood, MI 49938

WATER AND SEWER BREAKDOWN

No.	Item	Water Portion	Sewer Portion	TOTAL
1	Original Contract Price	\$1,936,904.50	\$1,281,398.50	\$3,218,303.00
2	Change Orders	\$123,053.85	\$56,324.29	\$179,378.14
3	Revised Contract Price	\$2,059,958.35	\$1,337,722.79	\$3,397,681.14
4A	Total Work Completed	\$1,966,041.55	\$1,281,956.34	\$3,247,997.89
4B	Total Stored Materials	\$0.00	\$0.00	\$0.00
4	Total Completed and Stored to Date	\$1,966,041.55	\$1,281,956.34	\$3,247,997.89
5A	Retainage (Work Complete)	\$12,000.00	\$8,000.00	\$20,000.00
5B	Retainage (Stored Materials)	\$0.00	\$0.00	\$0.00
5C	Total Retainage	\$12,000.00	\$8,000.00	\$20,000.00
6	Amount Eligible to Date	\$1,954,041.55	\$1,273,956.34	\$3,227,997.89
7	Previous Payments	\$1,627,215.07	\$1,105,913.81	\$2,733,128.88
8	Amount Due This Application	\$326,826.48	\$168,042.53	\$494,869.01

Schedule of Pay Items

Water System Upgrades			Revised Contract		Qty This Estimate	Total Qty Placed	Dollar Amount Paid to Date
Description	Unit	Unit Price	Quantity	Extension			
101. 6-Inch Watermain	Ft	\$ 37.00	0	\$ -		0	\$ -
102. 8-Inch Watermain	Ft	\$ 40.00	6026	\$ 241,040.00		5451	\$ 218,040.00
103. 12-Inch Watermain	Ft	\$ 55.00	257	\$ 14,135.00		257	\$ 14,135.00
104. 16-Inch Watermain	Ft	\$ 100.00	4905	\$ 490,500.00	107	4905	\$ 490,500.00
105. 16-Inch Watermain - Special	Ft	\$ 70.00	466	\$ 32,620.00		466	\$ 32,620.00
106. 8-Inch Gate Valve & Box	Ea	\$ 1,600.00	20	\$ 32,000.00		19	\$ 30,400.00
107. 12-Inch Gate Valve & Box	Ea	\$ 2,800.00	11	\$ 30,800.00		11	\$ 30,800.00
108. 16-Inch Butterfly Valve & Box	Ea	\$ 6,500.00	7	\$ 45,500.00		7	\$ 45,500.00
109. Gate Box, Reconstruct, Case 1	Ea	\$ 1,000.00	0	\$ -		0	\$ -
110. 8 x 8 x 6 Tee	Ea	\$ 400.00	14	\$ 5,600.00		13	\$ 5,200.00
111. 8 x 8 x 8 Tee	Ea	\$ 300.00	6	\$ 1,800.00		6	\$ 1,800.00
112. 12 x 12 x 6 Tee	Ea	\$ 425.00	4	\$ 1,700.00		4	\$ 1,700.00
113. 12 x 12 x 8 Tee	Ea	\$ 450.00	1	\$ 450.00		1	\$ 450.00
114. 12 x 12 x 12 Tee	Ea	\$ 525.00	2	\$ 1,050.00		2	\$ 1,050.00
115. 16 x 16 x 6 Tee	Ea	\$ 650.00	1	\$ 650.00		1	\$ 650.00
116. 16 x 16 x 12 Tee	Ea	\$ 1,000.00	1	\$ 1,000.00		1	\$ 1,000.00
117. 16 x 16 x 16 Tee	Ea	\$ 1,100.00	3	\$ 3,300.00		3	\$ 3,300.00
118. 12 x 8 x 12 x 8 Cross	Ea	\$ 525.00	2	\$ 1,050.00		2	\$ 1,050.00
119. 8 x 6 Reducer	Ea	\$ 200.00	3	\$ 600.00		3	\$ 600.00
120. 12 x 8 Reducer	Ea	\$ 300.00	1	\$ 300.00		1	\$ 300.00
121. 8-Inch Cap/Plug	Ea	\$ 150.00	4	\$ 600.00		4	\$ 600.00
122. 8-Inch 45° Bend	Ea	\$ 250.00	14	\$ 3,500.00		12	\$ 3,000.00
123. 8-Inch 11.25° Bend	Ea	\$ 250.00	6	\$ 1,500.00		6	\$ 1,500.00
124. 12-Inch 45° Bend	Ea	\$ 375.00	4	\$ 1,500.00		4	\$ 1,500.00
125. 12-Inch 11.25° Bend	Ea	\$ 300.00	2	\$ 600.00		2	\$ 600.00
126. 16-Inch 45° Bend	Ea	\$ 700.00	3	\$ 2,100.00		3	\$ 2,100.00
127. 16-Inch 11.25° Bend	Ea	\$ 700.00	2	\$ 1,400.00		2	\$ 1,400.00
128. Steel Casing Pipe, 30-Inch, Jacked-In-Place	Ft	\$ 200.00	96.5	\$ 19,300.00		96.5	\$ 19,300.00
129. Line Stops - 6-Inch	Ea	\$ 5,000.00	0	\$ -		0	\$ -
130. Line Stops - 16-Inch	Ea	\$ 15,000.00	3	\$ 45,000.00		3	\$ 45,000.00
131. Air Relief Vault	Ea	\$ 5,000.00	3	\$ 15,000.00		3	\$ 15,000.00
132. Marker Post	Ea	\$ 50.00	37	\$ 1,850.00	37	37	\$ 1,850.00
133. 1-Inch Corporation Stop	Ea	\$ 125.00	71	\$ 8,875.00	1	57	\$ 7,125.00
134. 1-Inch Curb Stop & Box	Ea	\$ 200.00	71	\$ 14,200.00	1	57	\$ 11,400.00
135. 1-Inch Type K Copper Service	Ft	\$ 25.00	1579.5	\$ 39,487.50	16	1579.5	\$ 39,487.50
136. 6 x 12 Grade Offset Adapter	Ea	\$ 200.00	5	\$ 1,000.00		4	\$ 800.00
137. 6-Inch Ductile Iron Hydrant Lead	Ft	\$ 35.00	540.5	\$ 18,917.50		160.5	\$ 5,617.50
138. Fire Hydrant Assembly	Ea	\$ 4,500.00	18	\$ 81,000.00		17	\$ 76,500.00
139. Fire Hydrant Assembly - Special	Ea	\$ 5,500.00	1	\$ 5,500.00		1	\$ 5,500.00
140. Salvage Existing Hydrant	Ea	\$ 200.00	7	\$ 1,400.00		7	\$ 1,400.00
141. Connect to Existing 6 Watermain	Ea	\$ 1,000.00	3	\$ 3,000.00		3	\$ 3,000.00
142. Connect to Existing 8 Watermain	Ea	\$ 1,100.00	3	\$ 3,300.00		1	\$ 1,100.00
143. Connect to Existing 12 Watermain	Ea	\$ 1,200.00	16	\$ 19,200.00	2	16	\$ 19,200.00
144. Connect to Existing 16 Watermain	Ea	\$ 2,000.00	7	\$ 14,000.00		7	\$ 14,000.00
145. Remove Existing 16 Cap	Ea	\$ 100.00	1	\$ 100.00		1	\$ 100.00
146. Rock Excavation	Cyd	\$ 35.00	1181.75	\$ 41,361.25	211.75	1181.75	\$ 41,361.25
147. Special Backfill	Cyd	\$ 10.00	47.4	\$ 474.00	43	47.4	\$ 474.00
148. Stone Refill (MDOT 6A)	Cyd	\$ 25.00	5.51	\$ 137.75		5.51	\$ 137.75
149. Utility Exploration	Ea	\$ 250.00	18	\$ 4,500.00		18	\$ 4,500.00
150. Insulation	Sft	\$ 1.00	208	\$ 208.00		208	\$ 208.00
151. TransCanada/Great Lakes Gas Pipeline Crossing	LS	\$ 80,000.00	0	\$ -		0	\$ -
152. Stream Crossing	LS	\$ 6,500.00	1	\$ 6,500.00		1	\$ 6,500.00
153. CN Railroad Crossing	LS	\$ 10,000.00	1	\$ 10,000.00		1	\$ 10,000.00
154. Maintain City Water Supply	LS	\$ 10,000.00	1	\$ 10,000.00		1	\$ 10,000.00
155. 2-Inch Corporation Stop	Ea	\$ 900.00	4	\$ 3,600.00		4	\$ 3,600.00
156. 2-Inch Curb Stop & Box	Ea	\$ 900.00	5	\$ 4,500.00		5	\$ 4,500.00
157. 2-Inch Type K Copper	LF	\$ 60.00	45	\$ 2,700.00	17	45	\$ 2,700.00
158. 24" Hydrant Extension	Ea	\$ 1,541.00	3	\$ 4,623.00	1	3	\$ 4,623.00
159. PRV Vault	Ea	\$ 5,000.00	1	\$ 5,000.00		1	\$ 5,000.00
Water System Upgrades Subtotal:			\$	1,300,029.00		\$	1,249,779.00

Sanitary Sewer System Upgrades			Revised Contract		Qty This Estimate	Total Qty Placed	Dollar Amount Paid to Date
Description	Unit	Unit Price	Quantity	Extension			
200. 8 SDR 35 PVC Gravity Sewer	Ft	\$ 50.00	10275.5	\$ 513,775.00		9670.5	\$ 483,525.00
201. 10 SDR 35 PVC Gravity Sewer	Ft	\$ 39.00	510.5	\$ 19,909.50		510.5	\$ 19,909.50

Schedule of Pay Items

202. 4' Diameter Standard Manhole & Cover (VF)	Ft	\$ 300.00	364.56	\$ 109,368.00	18.09	343.56	\$ 103,068.00
203. Connect to Existing Sewer	Ea	\$ 800.00	11	\$ 8,800.00		9	\$ 7,200.00
204. 6 SDR 35 PVC Sewer Lateral	Ft	\$ 30.00	4364	\$ 130,920.00	137	4039	\$ 121,170.00
205. Connect to Existing Sewer Lateral	Ea	\$ 100.00	93	\$ 9,300.00	1	80	\$ 8,000.00
206. 6 x 8 Sanitary Sewer Wye	Ea	\$ 100.00	102	\$ 10,200.00	3	89	\$ 8,900.00
207. Sanitary Sewer Lateral Cleanout	Ea	\$ 500.00	26	\$ 13,000.00	1	26	\$ 13,000.00
208. Cap Sewer Main - 8-Inch	Ea	\$ 200.00	0	\$ -		0	\$ -
209. Rock Excavation	Cyd	\$ 1.00	832.9	\$ 832.90	202.9	832.9	\$ 832.90
210. Special Backfill	Cyd	\$ 10.00	43	\$ 430.00	43	43	\$ 430.00
211. Stone Refill (MDOT 6A)	Cyd	\$ 25.00	65	\$ 1,625.00		65	\$ 1,625.00
212. Utility Exploration	Ea	\$ 250.00	11	\$ 2,750.00	1	11	\$ 2,750.00
213. Insulation	Sft	\$ 1.00	0	\$ -		0	\$ -
214. Culvert, HDPE, 24-Inch	Ft	\$ 40.00	108	\$ 4,320.00		108	\$ 4,320.00
215. Culvert, HDPE, 30-Inch	Ft	\$ 45.00	185	\$ 8,325.00		185	\$ 8,325.00
216. Culvert End Section, 24-Inch	Ea	\$ 250.00	5	\$ 1,250.00		5	\$ 1,250.00
217. Culvert End Section, 30-Inch	Ea	\$ 300.00	5	\$ 1,500.00		5	\$ 1,500.00
218. 12-Inch HDPE Storm Sewer	Ft	\$ 25.00	1397.5	\$ 34,937.50	180	1397.5	\$ 34,937.50
219. 15-Inch HDPE Storm Sewer	Ft	\$ 30.00	858	\$ 25,740.00		858	\$ 25,740.00
220. 18-Inch HDPE Storm Sewer	Ft	\$ 31.00	982.5	\$ 30,457.50		982.5	\$ 30,457.50
221. 24-Inch HDPE Storm Sewer	Ft	\$ 40.00	494	\$ 19,760.00		494	\$ 19,760.00
222. 30-Inch HDPE Storm Sewer	Ft	\$ 42.00	742	\$ 31,164.00		742	\$ 31,164.00
223. Storm Sewer Catch Basin, 2' Diameter	Ea	\$ 1,500.00	18	\$ 27,000.00		18	\$ 27,000.00
224. Storm Sewer Catch Basin, 4' & 5' Diameter	Ea	\$ 2,300.00	22	\$ 50,600.00		22	\$ 50,600.00
225. Connect to Existing Storm Sewer	Ea	\$ 700.00	5	\$ 3,500.00	1	5	\$ 3,500.00
226. Ditch Cleanout	Ft	\$ 4.00	1205	\$ 4,820.00	100	1205	\$ 4,820.00
227. Riprap, Heavy	Syd	\$ 50.00	220.83	\$ 11,041.50	133.33	220.83	\$ 11,041.50
228. Video Taping Sewer & Culvert Pipe	Ft	\$ 1.50	9835	\$ 14,752.50		9230	\$ 13,845.00
229. Sewer Bulkhead - Through 18	Ea	\$ 250.00	56	\$ 14,000.00		54	\$ 13,500.00
230. Sewer Bulkhead - Over 18	Ea	\$ 300.00	2	\$ 600.00		2	\$ 600.00
231. Non-Structural Flowable Fill	Cyd	\$ 200.00	0	\$ -		0	\$ -
Sanitary Sewer System Upgrades Subtotal:			\$ 1,104,678.40			\$ 1,052,770.90	

Water System Restoration			Revised Contract		Qty This Estimate	Total Qty Placed	Dollar Amount Paid to Date
Description	Unit	Unit Price	Quantity	Extension			
300. Slope Restoration, Type A	Syd	\$ 0.50	29897.58	\$ 14,948.79	28744.38	29321.58	\$ 14,660.79
301. Slope Restoration, Type B	Syd	\$ 1.00	1307.33	\$ 1,307.33	597.33	1307.33	\$ 1,307.33
302. Wetland Restoration	Syd	\$ 1.00	6566.67	\$ 6,566.67	6566.67	6566.67	\$ 6,566.67
303. Sidewalk, Concrete, 4-Inch	Sft	\$ 4.00	8207.84	\$ 32,831.36	90.19	7305.84	\$ 29,223.36
304. Sidewalk, Removal	Sft	\$ 5.00	1593.35	\$ 7,966.75		1593.35	\$ 7,966.75
305. Driveway, Non-Reinf. Concrete, 6-Inch	Syd	\$ 50.00	240.6	\$ 12,030.00		215.6	\$ 10,780.00
306. Detectable Warning Surface	Ft	\$ 100.00	27.5	\$ 2,750.00		27.5	\$ 2,750.00
307. Curb & Gutter, Conc, Det C-2	Ft	\$ 14.00	5241.25	\$ 73,377.50		4347.25	\$ 60,861.50
308. Curb Sloped, HMA	Ft	\$ 8.00	0	\$ -		0	\$ -
309. Underdrain, Subgrade, 4-Inch	Ft	\$ 3.00	0	\$ -		0	\$ -
310. Underdrain, Subgrade, Open-Graded, 4-Inch	Ft	\$ 4.00	0	\$ -		0	\$ -
311. HMA (4E1, Leveling, 220#/SYD)	Syd	\$ 7.00	16450.97	\$ 115,156.79	9366.82	15168.97	\$ 106,182.79
312. HMA (5E1, Surface, 165#/SYD)	Syd	\$ 4.50	16435.87	\$ 73,961.42	9449.02	15153.87	\$ 68,192.42
313. HMA (5E1, Driveway, 275#/SYD)	Syd	\$ 15.00	1038	\$ 15,570.00	173.58	1145.58	\$ 17,183.70
314. Subgrade Undercutting, Type III	Cyd	\$ 25.00	113.96	\$ 2,849.00	75.76	113.96	\$ 2,849.00
315. Earth Excavation	Cyd	\$ 5.50	5079	\$ 27,934.50	2155.5	5030	\$ 27,665.00
316. Aggregate Base, 8-Inch	Syd	\$ 5.75	17062.98	\$ 98,112.14	4364.48	15714.98	\$ 90,361.14
317. Aggregate Base, 4-Inch	Syd	\$ 4.00	1160.5	\$ 4,642.00	1.5	959.5	\$ 3,838.00
318. Aggregate Surface, 8-Inch	Syd	\$ 5.00	5157.11	\$ 25,785.55	3849.51	5157.11	\$ 25,785.55
319. Shoulder, Class II, 4-Inch	Syd	\$ 4.00	398	\$ 1,592.00	398	398	\$ 1,592.00
320. Traffic Maintenance	LS	\$ 10,000.00	0.5	\$ 5,000.00	0.5	1	\$ 10,000.00
321. Pavt. Mrkg, Waterborne, 4-Inch, White	Ft	\$ 1.00	55	\$ 55.00			\$ -
322. Pavt. Mrkg, Waterborne, 6-Inch, White	Ft	\$ 1.00	1153	\$ 1,153.00			\$ -
323. Pavt. Mrkg, Waterborne, 4-Inch, Yellow	Ft	\$ 1.00	1137	\$ 1,137.00			\$ -
324. Pavt. Mrkg, Waterborne, 18-Inch, Stop Bar	Ft	\$ 10.00	24	\$ 240.00			\$ -
325. Pavt. Mrkg, Waterborne, Only	Ea	\$ 150.00	2	\$ 300.00			\$ -
326. Pavt. Mrkg, Waterborne, Lt Turn Arrow Sym	Ea	\$ 200.00	1	\$ 200.00			\$ -
327. Pavt. Mrkg, Waterborne, Rt Turn Arrow Sym	Ea	\$ 200.00	1	\$ 200.00			\$ -
328. Erosion Control, Check Dam, Stone	Ea	\$ 75.00	0	\$ -		0	\$ -
329. Erosion Control, Sediment Basin	Ea	\$ 100.00	0	\$ -		0	\$ -
330. Erosion Control, Silt Fence	Ft	\$ 1.00	655	\$ 655.00		655	\$ 655.00
331. Erosion Control, Inlet Protection, Fabric Drop	Ea	\$ 25.00	3	\$ 75.00		0	\$ -
332. Tree Removal, 12 and Bigger	Ea	\$ 300.00	20	\$ 6,000.00	3	20	\$ 6,000.00

Schedule of Pay Items

333. Fence, Moving	Ft	\$ 35.00	30	\$ 1,050.00		30	\$ 1,050.00
334. Underdrain Outlet, 4-Inch	Ea	\$ 10.00	0	\$ -		0	\$ -
335. Post, Mailbox	Ea	\$ 400.00	4	\$ 1,600.00	4	4	\$ 1,600.00
336. Watering	Unit	\$ 1.00	40	\$ 40.00	40	40	\$ 40.00
337. Removing Out of Service Pipeline	Ft	\$ 3.00	1165	\$ 3,495.00	105	1050	\$ 3,150.00
338. Curb and Gutter, Rem	Ft	\$ 6.00	5717	\$ 34,302.00		4826	\$ 28,956.00
339. Slope Restoration, Type C	Syd	\$3.75	0	\$ -		0	\$ -
340. Erosion Control, Erosion Log	Ea	\$1.74	3969	\$ 6,906.06	469	3969	\$ 6,906.06
341. Clearing & Grubbing	Acre	\$6,500.00	1	\$ 6,500.00		1	\$ 6,500.00
342. Wetland Matting - Wetland A	LF	\$97.00	0	\$ -		0	\$ -
343. Wetland Matting - Wetland B	LF	\$97.00	60	\$ 5,820.00		60	\$ 5,820.00
344. Wetland Matting - Wetland C	LF	\$97.00	248	\$ 24,056.00		248	\$ 24,056.00
345. Wetland Matting - Wetland D	LF	\$97.00	84	\$ 8,148.00		84	\$ 8,148.00
346. Wetland Matting - Wetland E	LF	\$97.00	718	\$ 69,646.00		718	\$ 69,646.00
347. Wetland Matting - Wetland F	LF	\$22.50	265	\$ 5,962.50		265	\$ 5,962.50
348. Wetland Matting - Wetland G	LF	\$20.00	90	\$ 1,800.00		90	\$ 1,800.00
COR#2 - Unmarked service lines in alleys	LS	\$1,207.50	1	\$ 1,207.50	1	1	\$ 1,207.50
COR#3 - Washington & Luxmore Watermain	LS	\$1,955.00	1	\$ 1,955.00	1	1	\$ 1,955.00
COR#4 - Hymax Sleeve Rods	LS	\$1,276.50	1	\$ 1,276.50	1	1	\$ 1,276.50
COR#6 - Sidewalk Move	LS	\$3,549.62	1	\$ 3,549.62	1	1	\$ 3,549.62
TransCanada/Great Lakes Gas Pipeline Crossing	Dlr	\$1.00	49885.78	\$ 49,885.78		49885.78	\$ 49,885.78
COR Additional Restoration	LS	\$6,750.50	1	\$ 6,750.50	1	1	\$ 6,750.50
HMA Deduction - 7/3/2018 Paving	LS	(\$6,417.90)	1	\$ (6,417.90)	1	1	\$ (6,417.90)
Water System Restoration Subtotal:				\$ 759,929.35		\$ 716,262.55	

Sanitary Sewer System Restoration			Revised Contract		Qty This	Total Qty	Dollar Amount
Description	Unit	Unit Price	Quantity	Extension	Estimate	Placed	Paid to Date
300. Slope Restoration, Type A	Syd	\$ 0.50	13502.83	\$ 6,751.42	11330.23	13409.53	\$ 6,704.77
301. Slope Restoration, Type B	Syd	\$ 1.00	234.5	\$ 234.50		234.5	\$ 234.50
302. Wetland Restoration	Syd	\$ 1.00	0	\$ -		0	\$ -
303. Sidewalk, Concrete, 4-Inch	Sft	\$ 4.00	2629.61	\$ 10,518.44	30.06	2431.61	\$ 9,726.44
304. Sidewalk, Removal	Sft	\$ 5.00	1682.05	\$ 8,410.25	225	1682.05	\$ 8,410.25
305. Driveway, Non-Reinf. Concrete, 6-Inch	Syd	\$ 50.00	76.4	\$ 3,820.00		71.4	\$ 3,570.00
306. Detectable Warning Surface	Ft	\$ 100.00	22.5	\$ 2,250.00		22.5	\$ 2,250.00
307. Curb & Gutter, Conc, Det C-2	Ft	\$ 14.00	1644.75	\$ 23,026.50		1448.75	\$ 20,282.50
308. Curb Sloped, HMA	Ft	\$ 8.00	0	\$ -		0	\$ -
309. Underdrain, Subgrade, 4-Inch	Ft	\$ 3.00	0	\$ -		0	\$ -
310. Underdrain, Subgrade, Open-Graded, 4-Inch	Ft	\$ 4.00	0	\$ -		0	\$ -
311. HMA (4E1, Leveling, 220#/SYD)	Syd	\$ 7.00	5338.33	\$ 37,368.31	3122.28	5056.33	\$ 35,394.31
312. HMA (5E1, Surface, 165#/SYD)	Syd	\$ 4.50	5333.22	\$ 23,999.49	3149.67	5051.22	\$ 22,730.49
313. HMA (5E1, Driveway, 275#/SYD)	Syd	\$ 15.00	338	\$ 5,070.00	244.8	568.8	\$ 8,532.00
314. Subgrade Undercutting, Type III	Cyd	\$ 25.00	191.45	\$ 4,786.25	153.25	191.45	\$ 4,786.25
315. Earth Excavation	Cyd	\$ 5.50	5041	\$ 27,725.50	2155.5	5030	\$ 27,665.00
316. Aggregate Base, 9-Inch	Syd	\$ 5.75	5851.23	\$ 33,644.57	1454.83	5555.23	\$ 31,942.57
317. Aggregate Base, 4-Inch	Syd	\$ 4.00	363.7	\$ 1,454.80		319.7	\$ 1,278.80
318. Aggregate Surface, 8-Inch	Syd	\$ 5.00	2301.26	\$ 11,506.30	1349.6	2367.7	\$ 11,838.50
319. Shoulder, Class II, 4-Inch	Syd	\$ 4.00	133	\$ 532.00	133	133	\$ 532.00
320. Traffic Maintenance	LS	\$ 10,000.00	0.5	\$ 5,000.00	0.5	1	\$ 10,000.00
321. Pavt. Mrkg, Waterborne, 4-Inch, White	Ft	\$ 1.00	55	\$ 55.00			\$ -
322. Pavt. Mrkg, Waterborne, 6-Inch, White	Ft	\$ 1.00	1152	\$ 1,152.00			\$ -
323. Pavt. Mrkg, Waterborne, 4-Inch, Yellow	Ft	\$ 1.00	1138	\$ 1,138.00			\$ -
324. Pavt. Mrkg, Waterborne, 18-Inch, Stop Bar	Ft	\$ 10.00	0	\$ -			\$ -
325. Pavt. Mrkg, Waterborne, Only	Ea	\$ 150.00	0	\$ -			\$ -
326. Pavt. Mrkg, Waterborne, Lt Turn Arrow Sym	Ea	\$ 200.00	0	\$ -			\$ -
327. Pavt. Mrkg, Waterborne, Rt Turn Arrow Sym	Ea	\$ 200.00	0	\$ -			\$ -
328. Erosion Control, Check Dam, Stone	Ea	\$ 75.00	6	\$ 450.00		6	\$ 450.00
329. Erosion Control, Sediment Basin	Ea	\$ 100.00	0	\$ -		0	\$ -
330. Erosion Control, Silt Fence	Ft	\$ 1.00	18	\$ 18.00		18	\$ 18.00
331. Erosion Control, Inlet Protection, Fabric Drop	Ea	\$ 25.00	17	\$ 425.00		16	\$ 400.00
332. Tree Removal, 12 and Bigger	Ea	\$ 300.00	20	\$ 6,000.00	2	20	\$ 6,000.00
333. Fence, Moving	Ft	\$ 35.00	15	\$ 525.00		15	\$ 525.00
334. Underdrain Outlet, 4-Inch	Ea	\$ 10.00	0	\$ -		0	\$ -
335. Post, Mailbox	Ea	\$ 400.00	4	\$ 1,600.00	4	4	\$ 1,600.00
336. Watering	Unit	\$ 1.00	0	\$ -		0	\$ -
337. Removing Out of Service Pipeline	Ft	\$ 3.00	280	\$ 840.00		255	\$ 765.00
338. Curb and Gutter, Rem	Ft	\$ 6.00	1732	\$ 10,392.00		1533	\$ 9,198.00
339. Slope Restoration, Type C	Syd	\$3.75	784.2	\$ 2,940.75	84.2	784.2	\$ 2,940.75

Schedule of Pay Items

COR#6 - Sidewalk Move	LS	\$3,549.61	1	\$ 3,549.61	1	1	\$ 3,549.61
HMA Deduction - 7/3/2018 Paving	LS	(\$2,139.30)	1	\$ (2,139.30)	1	1	\$ (2,139.30)
Sanitary Sewer System Restoration Subtotal:			\$ 233,044.39		\$ 229,185.44		

Water System Upgrades Subtotal:	\$ 2,059,958.35	\$ 1,966,041.55
Sanitary Sewer System Upgrades Subtotal:	\$ 1,337,722.79	\$ 1,281,956.34
Contract Total:	\$ 3,397,681.14	\$ 3,247,997.89

Retainage:	\$ 20,000.00
Amount Eligible to Date:	\$ 3,227,997.89
Previous Payments:	\$ 2,733,128.88
Amount Due:	\$ 494,869.01

05 Where a regulatory sign, other than a STOP sign, is placed on the left-hand side of a multi-lane roadway in addition to the installation of the same regulatory sign on the right-hand side or the roadway, the size shown in the Single Lane column in Table 2B-1 may be used for both the sign on the right-hand side and the sign on the left-hand side of the roadway.

Standard:

06 **A minimum size of 36 x 36 inches shall be used for STOP signs that face multi-lane approaches.**

07 **Where side roads intersect a multi-lane street or highway that has a speed limit of 45 mph or higher, the minimum size of the STOP signs facing the side road approaches, even if the side road only has one approach lane, shall be 36 x 36 inches.**

08 **Where side roads intersect a multi-lane street or highway that has a speed limit of 40 MPH or lower, the minimum size of the STOP signs facing the side road approaches shall be as shown in the Single Lane or Multi-lane columns of Table 2B-1 based on the number of approach lanes on the side street approach.**

Guidance:

09 *The minimum sizes for regulatory signs facing traffic on exit and entrance ramps should be as shown in the column of Table 2B-1 that corresponds to the mainline roadway classification (Expressway or Freeway). If a minimum size is not provided in the Freeway column, the minimum size in the Expressway column should be used. If a minimum size is not provided in the Freeway or Expressway Column, the size in the Oversized column should be used.*

Section 2B.04 Right-of-Way at Intersections

Support:

01 State or local laws written in accordance with the "Uniform Vehicle Code" (see Section 1A.11) establish the right-of-way rule at intersections having no regulatory traffic control signs such that the driver of a vehicle approaching an intersection must yield the right-of-way to any vehicle or pedestrian already in the intersection. When two vehicles approach an intersection from different streets or highways at approximately the same time, the right-of-way rule requires the driver of the vehicle on the left to yield the right-of-way to the vehicle on the right. The right-of-way can be modified at through streets or highways by placing YIELD (R1-2) signs (see Sections 2B.08 and 2B.09) or STOP (R1-1) signs (see Sections 2B.05 through 2B.07) on one or more approaches.

Guidance:

02 *Engineering judgment should be used to establish intersection control. The following factors should be considered:*

- A. *Vehicular, bicycle, and pedestrian traffic volumes on all approaches;*
- B. *Number and angle of approaches;*
- C. *Approach speeds;*
- D. *Sight distance available on each approach; and*
- E. *Reported crash experience.*



03 *YIELD or STOP signs should be used at an intersection if one or more of the following conditions exist:*

- A. *An intersection of a less important road with a main road where application of the normal right-of-way rule would not be expected to provide reasonable compliance with the law;*
- B. *A street entering a designated through highway or street; and/or*
- C. *An unsignalized intersection in a signalized area.*

04 *In addition, the use of YIELD or STOP signs should be considered at the intersection of two minor streets or local roads where the intersection has more than three approaches and where one or more of the following conditions exist:*

- A. *The combined vehicular, bicycle, and pedestrian volume entering the intersection from all approaches averages more than 2,000 units per day;*

- B. The ability to see conflicting traffic on an approach is not sufficient to allow a road user to stop or yield in compliance with the normal right-of-way rule if such stopping or yielding is necessary; and/or*
- C. Crash records indicate that five or more crashes that involve the failure to yield the right-of-way at the intersection under the normal right-of-way rule have been reported within a 3-year period, or that three or more such crashes have been reported within a 2-year period.*

 05 YIELD or STOP signs should not be used for speed control. 

Support:

06 Section 2B.07 contains provisions regarding the application of multi-way STOP control at an intersection.

Guidance:

07 *Once the decision has been made to control an intersection, the decision regarding the appropriate roadway to control should be based on engineering judgment. In most cases, the roadway carrying the lowest volume of traffic should be controlled.*

08 *A YIELD or STOP sign should not be installed on the higher volume roadway unless justified by an engineering study.*

Support:

09 The following are considerations that might influence the decision regarding the appropriate roadway upon which to install a YIELD or STOP sign where two roadways with relatively equal volumes and/or characteristics intersect:

- A. Controlling the direction that conflicts the most with established pedestrian crossing activity or school walking routes;
- B. Controlling the direction that has obscured vision, dips, or bumps that already require drivers to use lower operating speeds; and
- C. Controlling the direction that has the best sight distance from a controlled position to observe conflicting traffic.

Standard:

10 **Because the potential for conflicting commands could create driver confusion, YIELD or STOP signs shall not be used in conjunction with any traffic control signal operation, except in the following cases:**

- A. If the signal indication for an approach is a flashing red at all times;**
- B. If a minor street or driveway is located within or adjacent to the area controlled by the traffic control signal, but does not require separate traffic signal control because an extremely low potential for conflict exists; or**
- C. If a channelized turn lane is separated from the adjacent travel lanes by an island and the channelized turn lane is not controlled by a traffic control signal.**

11 **Except as provided in Section 2B.09, STOP signs and YIELD signs shall not be installed on different approaches to the same unsignalized intersection if those approaches conflict with or oppose each other.**

12 **Portable or part-time STOP or YIELD signs shall not be used except for emergency and temporary traffic control zone purposes.**

13 **A portable or part-time (folding) STOP sign that is manually placed into view and manually removed from view shall not be used during a power outage to control a signalized approach unless the maintaining agency establishes that the signal indication that will first be displayed to that approach upon restoration of power is a flashing red signal indication and that the portable STOP sign will be manually removed from view prior to stop-and-go operation of the traffic control signal.**

Option:


14 A portable or part-time (folding) STOP sign that is electrically or mechanically operated such that it only displays the STOP message during a power outage and ceases to display the STOP message upon restoration of power may be used during a power outage to control a signalized approach.

Support:

15 Section 9B.03 contains provisions regarding the assignment of priority at a shared-use path/roadway intersection.

Section 2B.05 STOP Sign (R1-1) and ALL WAY Plaque (R1-3P)**Standard:**

01 **When it is determined that a full stop is always required on an approach to an intersection, a STOP (R1-1) sign (see Figure 2B-1) shall be used.**

Figure 2B-1 STOP and YIELD Signs and Plaques

02 **The STOP sign shall be an octagon with a white legend and border on a red background.**

03 **Secondary legends shall not be used on STOP sign faces.**

04 **At intersections where all approaches are controlled by STOP signs (see Section 2B.07), an ALL WAY supplemental plaque (R1-3P) shall be mounted below each STOP sign. The ALL WAY plaque (see Figure 2B-1) shall have a white legend and border on a red background.**

05 **The ALL WAY plaque shall only be used if all intersection approaches are controlled by STOP signs.**

06 **Supplemental plaques with legends such as 2-WAY, 3-WAY, 4-WAY, or other numbers of ways shall not be used with STOP signs.**

Support:

07 The use of the CROSS TRAFFIC DOES NOT STOP (W4-4P) plaque (and other plaques with variations of this word message) is described in Section 2C.59.

Guidance:

08 *Plaques with the appropriate alternative messages of TRAFFIC FROM LEFT (RIGHT) DOES NOT STOP (W4-4aP) or ONCOMING TRAFFIC DOES NOT STOP (W4-4bP) should be used at intersections where STOP signs control all but one approach to the intersection, unless the only non-stopped approach is from a one-way street.*

Option:

09 An EXCEPT RIGHT TURN (R1-10P) plaque (see Figure 2B-1) may be mounted below the STOP sign if an engineering study determines that a special combination of geometry and traffic volumes is present that makes it possible for right-turning traffic on the approach to be permitted to enter the intersection without stopping.

Support:

10 The design and application of Stop Beacons are described in Section 4L.05.

Section 2B.06 STOP Sign Applications**Guidance:**

01 *At intersections where a full stop is not necessary at all times, consideration should first be given to using less restrictive measures such as YIELD signs (see Sections 2B.08 and 2B.09).*

02 *The use of STOP signs on the minor-street approaches should be considered if engineering judgment indicates that a stop is always required because of one or more of the following conditions:*

- A. *The vehicular traffic volumes on the through street or highway exceed 6,000 vehicles per day;*
- B. *A restricted view exists that requires road users to stop in order to adequately observe conflicting traffic on the through street or highway; and/or*
- C. *Crash records indicate that three or more crashes that are susceptible to correction by the installation of a STOP sign have been reported within a 12-month period, or that five or more*

such crashes have been reported within a 2-year period. Such crashes include right-angle collisions involving road users on the minor-street approach failing to yield the right-of-way to traffic on the through street or highway.

Support:

03 The use of STOP signs at grade crossings is described in Sections 8B.04 and 8B.05.

Section 2B.07 Multi-Way Stop Applications

Support:

01 Multi-way stop control can be useful as a safety measure at intersections if certain traffic conditions exist. Safety concerns associated with multi-way stops include pedestrians, bicyclists, and all road users expecting other road users to stop. Multi-way stop control is used where the volume of traffic on the intersecting roads is approximately equal.

02 The restrictions on the use of STOP signs described in Section 2B.04 also apply to multi-way stop applications.

Guidance:

03 *The decision to install multi-way stop control should be based on an engineering study.*

04 *The following criteria should be considered in the engineering study for a multi-way STOP sign installation:*

- A. *Where traffic control signals are justified, the multi-way stop is an interim measure that can be installed quickly to control traffic while arrangements are being made for the installation of the traffic control signal.*
- B. *Five or more reported crashes in a 12-month period that are susceptible to correction by a multi-way stop installation. Such crashes include right-turn and left-turn collisions as well as right-angle collisions.*
- C. *Minimum volumes:*
 - 1. *The vehicular volume entering the intersection from the major street approaches (total of both approaches) averages at least 300 vehicles per hour for any 8 hours of an average day; and*
 - 2. *The combined vehicular, pedestrian, and bicycle volume entering the intersection from the minor street approaches (total of both approaches) averages at least 200 units per hour for the same 8 hours, with an average delay to minor-street vehicular traffic of at least 30 seconds per vehicle during the highest hour; but*
 - 3. *If the 85th-percentile approach speed of the major-street traffic exceeds 40 mph, the minimum vehicular volume warrants are 70 percent of the values provided in Items 1 and 2.*
- D. *Where no single criterion is satisfied, but where Criteria B, C.1, and C.2 are all satisfied to 80 percent of the minimum values. Criterion C.3 is excluded from this condition.*

Option:

05 Other criteria that may be considered in an engineering study include:

- A. The need to control left-turn conflicts;
- B. The need to control vehicle/pedestrian conflicts near locations that generate high pedestrian volumes;
- C. Locations where a road user, after stopping, cannot see conflicting traffic and is not able to negotiate the intersection unless conflicting cross traffic is also required to stop; and
- D. An intersection of two residential neighborhood collector (through) streets of similar design and operating characteristics where multi-way stop control would improve traffic operational characteristics of the intersection.

Section 2B.08 YIELD Sign (R1-2)

Standard:

01 **The YIELD (R1-2) sign (see Figure 2B-1) shall be a downward-pointing equilateral triangle with a wide red border and the legend YIELD in red on a white background.**