

City of Ironwood
213 S. Marquette St.
Ironwood, MI 49938



Phone: (906) 932-5050
Fax: (906) 932-5745
www.cityofironwood.org

AGENDA
REGULAR IRONWOOD CITY COMMISSION MEETING
MONDAY, JANUARY 28, 2019
Public Hearing – 5:20 P.M.
Public Hearing - - 5:25 P.M.
Regular Meeting - 5:30 P.M.

LOCATION: COMMISSION CHAMBER MEMORIAL BUILDING
5:20 P.M.

1. Call the meeting to order.
 2. Recording of the Roll.
 3. Open the Public Hearing.
 4. Public Hearing: To hear comment on an Ordinance No. 518, Book 5, an ordinance to repeal Section 4-10 (Entitled “Consumption in Public”) in Chapter 4, entitled “Alcoholic Liquors” of the code of Ordinances, City of Ironwood, Michigan and replace it with new section 4-10.
 5. Close Public Hearing.
-

5:25 P.M.

1. Open Public Meeting.
 4. Public Hearing: To hear comment on the City of Ironwood 5 Year Park and Recreation Plan.
 5. Close Public Meeting.
-

5:30 P.M.

- A. Regular Meeting Called to Order.
Pledge of Allegiance.



This Institution is an Equal Opportunity Provider, Employer and Housing Employer/Lender



B. Recording of the Roll.

C. Approval of the Consent Agenda.*

All items with an asterisk () are considered to be routine by the City Commission and will be enacted by one motion. There will be no separate discussion of those items unless a Commission member or citizen so requests, in which event the item will be removed from the General Order of Business and considered in its normal sequence on the agenda.*

*1) Approval of Minutes – Regular City Commission Meeting of January 14, 2019.

*2) Review and Place on File:

- a. Economic and Development Corporation Meeting Minutes of December 5, 2018.
- b. Ironwood Housing Commission Meeting Minutes of January 8, 2019.

*3) Poverty Exemption Guideline Resolution #019-002.

*4) Receive and place on file the City Audit Report for fiscal year ending June 30, 2018.
(**CITY AUDIT REPORT FOR FISCAL YEAR ENDING JUNE 30, 2018
AVAILABLE FOR REVIEW IN THE CITY CLERK'S OFFICE & ON THE CITY OF
IRONWOOD'S WEBSITE AT <http://cityofironwood.org/government/documents/> **)

D. Approval of the Agenda

E. Review and Place on File:

1. Statement of Revenue & Expenditures.
2. Cash and Investment Summary Report.

F. Approval of Monthly Check Register Report.

G. Citizens wishing to address the Commission on Items on the Agenda. (Three Minute Limit).

H. Citizens wishing to address the Commission on Items not on the Agenda (Three Minute Limit).

I. AUDIENCE: 1) Mallory Nelsen, Ironwood Public Safety Officer
2) Jackie Powers, SISU Race Director and Media Consultant
(RE: 2019 SISU Ski Fest Report)

NEW BUSINESS

J. Discuss and Consider approving the six-year (2019-2025) City of Ironwood Capital Improvement Plan (CIP).
(**SIX YEAR (2019-2025) CAPITAL IMPROVEMENT PLAN (CIP) AVAILABLE FOR
REVIEW IN THE CITY CLERK'S OFFICE & ON THE CITY OF IRONWOOD'S
WEBSITE AT <http://cityofironwood.org/community-development/> **)

K. Discuss and Consider authorizing bids for the 2019 Street Crack Seal Project.

L. Discuss and Consider authorizing bids for the 2019 Street Pavement Marking Project.

- M. Discuss and Consider approving MDOT Program Application for the 2019 MDOT Small Urban Program Project (Country Club Road (Ayer Street to U.S. 2) and Ayer Street (Lake Road to Curry Street and Suffolk to Lowell Street)) and authorize City Manager to sign.

OLD BUSINESS

- N. Discuss and Consider adopting Ordinance No. 518, Book 5, an ordinance to repeal Section 4-10 (Entitled “Consumption in Public”) in Chapter 4, entitled “Alcoholic Liquors” of the code of Ordinances, City of Ironwood, Michigan and replace it with new section 4-10.
- O. Discuss and Consider approving Resolution #019-001- 2019-2023 Five (5) Year Park and Recreation Plan for the City of Ironwood.
- P. Consider approval of Rural Development Pay Package in the amount of \$572.00 for the City of Ironwood – Phase 4 Utility Project Water Portion and authorize Mayor to sign all applicable documents.
- Q. Consider approval of Rural Development Pay Package in the amount of \$4,202.25 for the City of Ironwood – Phase 4 Utility Project Sewer Portion and authorize Mayor to sign all applicable documents.
- R. Mayor’s Appointments.
- S. Manager’s Report.
- T. Other Matters.
- U. Adjournment.

ORDINANCE NO. 518, BOOK 5

AN ORDINANCE TO REPEAL SECTION 4-10 (ENTITLED “CONSUMPTION IN PUBLIC”) IN CHAPTER 4, ENTITLED “ALCOHOLIC LIQUORS” OF THE CODE OF ORDINANCES, CITY OF IRONWOOD, MICHIGAN AND REPLACE IT WITH NEW SECTION 4-10.

THE CITY OF IRONWOOD HEREBY ORDAINS:

Section 1. The City of Ironwood hereby repeals and replaces Section 4-10 of the City of Ironwood’s Code, with the following:

Sec. 4-10. - Consumption in public.

- (1) Except as otherwise provided in subsection (2) below, no alcoholic beverages shall be consumed on the public streets and highways, public sidewalks, or public parking lots, nor may any person possess an open container of an alcoholic beverage on a public highway, sidewalk, public parking lot, or public park (except as indicated herein) in subsection (2) below. An open container shall include one which is open, uncapped, or upon which the seal has been broken.
- (2) Possession and/or consumption of alcoholic beverages shall be in specifically designated areas:
 - a) Areas permitted:
 1. Curry Park
 2. Randa Field Park
 3. Norrie Park
 - b) By special permit only:
 1. Longyear Park
 2. Depot Park/Kuitunen Park
 3. Downtown Art Park
 4. Downtown Pocket Park
 5. Miners’ Memorial Heritage Park
 6. Mt. Zion Park
 7. Sidewalk Cafes-Allowed by permit only
 - c) Conditions upon which possession and/or consumption of beer and/or wine is permitted:
 1. Regarding exceptions listed in subsection (2)a. above: Any group of ten or more persons must first obtain a permit from the City Clerk’s Office in order to possess and/or consume beer and/or wine.

2. Regarding exceptions listed in subsection (2)b. above: Possession and/or consumption of beer and/or wine shall be allowed only by special permit issued by the City Clerk's Office for appropriate programs or events.
- d) A person who violates this section is responsible for a municipal civil infraction.
- e) All state and federal laws associated with the consumption of alcoholic beverages shall be followed.

(Code 1975, S 9.132)

Cross reference – Streets, sidewalks and other public places Ch. 29.

State Law reference-Consumption of alcoholic liquor on public highways or in parks and places of amusement, MCL 436.1915.

Section 2. Effective Date. The terms and provisions of this ordinance shall become effective upon publication and adoption in accordance with law.

Effective: _____

ANNETTE DA LIO-BURCHELL, MAYOR

ATTEST:

KAREN M. GULLAN, CITY CLERK

Published in accordance with the provisions of Chapter 6 of the City Charter, for the City of Ironwood, Michigan on _____.



MEMO

To: Mayor Burchell and City Commission

From: Tom Bergman, Community Development Director

Date: January 23, 2019

Meeting Date: January 28, 2019

Re: City of Ironwood 5 Year Park and Recreation Plan

Before the Commission this evening is a resolution to adopt the City of Ironwood's 5 Year Park and Recreation Plan. Included in this memo is the Parks and Recreation Plan and Appendix D of the Comp Plan (Parks and Recreation Supplemental Materials). Parts of the DNR Community Checklist reference information that is in the 2014 Comprehensive Plan. That information can be found at the link below.

<https://www.keepandshare.com/doc3/38947/comprehensive-plan-pdf-52-6-meg?da=y>

Staff recommends approving Resolution 019-001.

RESOLUTION #019-001

2019-2023 Five (5) Year Park and Recreation Plan

WHEREAS, the City of Ironwood has undertaken a Five Year Park and Recreation Plan which describes the desired actions to be taken to improve and maintain recreation facilities during the period between 2019 and 2023, and

WHEREAS, a public comment period was held from December 14th, 2018 through January 28, 2019 to provide an opportunity for citizens to express opinions about all aspects of the Recreation Plan, and

WHEREAS, the City of Ironwood has developed the plan for the benefit of the entire community to assist in meeting the recreation needs of the community, and

WHEREAS, the Ironwood Parks and Recreation Committee recommended approval of the plan on January 7, 2019 per Resolution 2019-001, and

WHEREAS, after the public meeting held on January 28, 2019, the City of Ironwood voted to adopt said Recreation Plan.

THEREFORE BE IT FURTHER RESOLVED the City of Ironwood hereby adopts the City of Ironwood Recreation Plan as a guideline for improving recreation for the residents of the City of Ironwood.

The following aye votes were recorded: _____

The following nay votes were recorded: _____

Annette Burchell, Mayor

I, Karen Gullan, the duly appointed City Clerk of the City of Ironwood, Michigan, do hereby certify that the foregoing is a true copy of a Resolution adopted by the City Commission of the City of Ironwood at its Regular Meeting on January 14, 2019.

Karen M. Gullan, City Clerk

CHAPTER 5:

Parks & Recreation

The Parks and Recreation chapter of the Comprehensive Plan serves two purposes. It provides a long term vision for the parks and recreation system in and around Ironwood, as well as a 5 year plan as outlined by the Michigan Department of Natural Resources.

For visitors, the parks and other natural features of Ironwood and Michigan's Upper Peninsula are what bring them to this **GREAT DESTINATION**. For residents, it is one of the reasons they stay. Inevitably the parks serve as any city's front yard, and in Ironwood's case we work to make sure the public spaces show us as **A FRIENDLY AND THRIVING COMMUNITY**.

Ironwood's parks are, and will continue to be, an example of what is great about the city. Miner's Park has been enlivened by a **COLLABORATION** of volunteers, the City, and sponsors. By building on the natural resources and coordinating with privately operated recreation opportunities, the parks system fosters the **ACTIVE COMMUNITY** that people value, from cross country skiing to Little League baseball.

Making Ironwood's parks a vital part of the community ensures that the city continues to celebrate its history, from Miners Park and Hiawatha, to Norrie Park and the Depot. Parks are one of the ways the City remembers the past, while creating a whole new generation of **RICH STORIES**.

A love of the **GREAT OUTDOORS** is a defining characteristic of Ironwood residents. Whether it's getting outside to **SKI**, hitting the **SNOWMOBILE** trails, **CAMPING** out, or just strolling through a neighborhood **PARK**, Ironwood offers an array of parks and recreation facilities to support **ACTIVE** and **HEALTHY** lifestyles.

OVERVIEW



Depot Park
(Photo Credit: Sam Davey)

WHAT WE'VE HEARD:

Access to outdoor recreation is one of the top 3 things liked about Ironwood by the public.

An outstanding park system contributes to a great community. Parks can contribute to community pride, encourage private development, create positive health outcomes, provide environmental benefits, and invite visitors to the City.

Image

Parks are the front yard of the community, and they are what will define the “curb appeal” of the city to visitors and residents alike. Whether it is a trucker driving east on Highway 2 past Curry Park, an antiques shopper sitting in the pocket park, a skier coasting through Miners Park during the SISU, or a telecommuter who has chosen to live in Ironwood for outdoor opportunities, the parks and public spaces are what visitors and residents identify with Ironwood.

Healthy/Active Living

People who engage in an active lifestyle are healthier. Parks and trails provide a venue for active living and allow people to get out and exercise more. Whether it is a hike in Miners Park or snowshoeing up Mt. Zion, residents use the park system to be active and healthy.

Community Connections

Parks are the focal points of many neighborhoods. They are places for social interaction, celebrations, and neighborhood gatherings. Sometimes they create connections by hosting block parties, other times it may be as simple as two neighbors sitting on the same bench watching their children play on the playground. Researchers at the University of Illinois at Urbana-Champaign found that residential areas adjacent to parks maintained higher property values and had reduced criminal activity, and neighbors tended to be more supportive and protective of one another.

Tourism

SISU brings people from across the Midwest and beyond to Ironwood. Every year snowmobilers stop at Depot Park to grab a bite to eat in downtown Ironwood. Curry Park provides a place for RVers traveling the country to stop and see what Ironwood has to offer. Additionally, the recreation resources just outside of Ironwood bring people from all over to go skiing, fishing, boating, hiking, and ATVing. These visitors are brought here by the parks and natural resources that are unique to the Upper Peninsula.

Habitat & Natural Education

Trees and vegetation reduce runoff and clean stormwater before it reaches the Montreal River, improving habitat for Trout and other

animals. Open green space provides homes for the flora and fauna of Upper Michigan. Wetlands provide respite for ducks and other waterfowl as they migrate. Parks protect these spaces for animals and residents alike. Children who grow up running through the woods, fishing the streams, or hunting the wetlands improve their understanding of the natural world, and the value of preserving it.

ISSUES AND OPPORTUNITIES

Sitting at the Western edge of Michigan's Upper Peninsula, Ironwood is graced with remarkable natural resources and landscape. The Montreal River spills over four waterfalls as it travels from Ironwood to Lake Superior. The mining that defined much of the City's history left 167 acres of natural park adjacent to downtown.

Like many Cities, Ironwood's parks are constrained by the available financial resources. These constraints have left the park system prioritizing improvements and unable to fully implement the park master plan.

Volunteer groups and initiatives help supplement the City's work on the park system. These efforts are invaluable for improving the state of the parks in Ironwood and have led to significant victories. The structure of these groups does need to be solidified so that when a main booster moves away, the projects they were responsible for can be transferred to someone else.

At the same time, the park system is gaining momentum. In recent years, the City formalized the park status of the mining area with the creation of [Miners Memorial Heritage Park](#) and the associated Friends of Miners Park group. With the development of Michigan's Iron Belle Trail, a volunteer organization has been formed to maintain and promote the trail. Ironwood has also started the process of implementing upgrades following the Depot Park Master Plan for the downtown park. Depot Park is now the trailhead for Michigan's Iron Belle Trail that stretches across the Upper Peninsula, supported by efforts to purchase old rail right of way in Ironwood. The City has also upgraded the ice making equipment at the Ice Arena, allowing for a longer season.

WHAT WE'VE HEARD

Parks, recreation, and the outdoors are a major reason people choose to locate in Ironwood. Residents have been impressed and grateful for improvements to the park system. They also urge the city to be strategic when investing limited resources into the system. The amount of park land is perceived as sufficient, but programs and facilities could be upgraded.

GOALS & POLICIES

GOAL 5.1 CITY PARKS & RECREATION

Serve needs of all users and ensure equitable access.

Policy 5.1.1 Provide parks with playgrounds that are within walking distance of residential neighborhoods.

Policy 5.1.2 Incorporate American's with Disabilities Act (ADA) standards into park design when feasible.

Policy 5.1.3 Respond to the desires of residents with regards to developing park facilities.

Policy 5.1.4 Design parks to serve residents of all ages.

Policy 5.1.5 Design and maintain parks to be safe, incorporating Crime Prevention Through Environmental Design best practices and repairing or upgrading broken or hazardous features.

GOAL 5.2 REGIONAL PARKS & RECREATION

Coordinate connection and access to regional parks, as the gateway to the Upper Peninsula.

Policy 5.2.1 Work with hotels and restaurants to make Ironwood the "home base" for people who are exploring Michigan's Upper Peninsula or Northern Wisconsin.

Policy 5.2.2 Work with regional and state entities such as Ironwood Tourism Council and Pure Michigan to develop coordinated promotional materials and mapping of destinations.

GOAL 5.3 OUTDOOR RECREATION & TOURISM

Support the development of events and destinations that bring people to Ironwood.

Policy 5.3.1 Continue to promote events such as SISU that bring people to Ironwood and celebrate the area's natural beauty.

Policy 5.3.2 Support the promotion of regional destinations such as the ski hills and jumps, Lake Superior, and cross country ski facilities.

Policy 5.3.3 Encourage volunteer or community run recreation programming in parks.

Policy 5.3.4 Coordinate with businesses (hotels, restaurants, etc.) to help visitors stay and play in Ironwood when they come for events.

Policy 5.3.5 Incorporate historic interpretation and recreational opportunities in parks to help tell the story of Ironwood.

Policy 5.3.6 Support athletic tournaments that bring visitors to the area, such as hockey tournaments at the Ice Arena.

Policy 5.3.7 Develop additional programming to get residents into the park system.

Policy 5.3.8 Coordinate cross-border projects with Iron County, Wisconsin.

GOAL 5.4 FISCAL SUSTAINABILITY

Provide park services in a financially responsible manner.

Policy 5.4.1 Prioritize park funds to address identified needs within the park system.

Policy 5.4.2 Incorporate life cycle/maintenance/replacement costs into investment decisions for parks.

Policy 5.4.3 Support the development of revenue generating sources within the parks.

Policy 5.4.4 Where possible, seek funding from grants, organizations, and other sources that share similar goals for the park system.

GOAL 5.5 OPEN SPACE, GREENWAYS & HABITAT

Respect and improve natural resources and habitat.

Policy 5.5.1 Protect natural resources and habitat patches and corridors.

Policy 5.5.2 Improve wayfinding and access to natural features such as wooded areas, hikes, and waterfalls.

Policy 5.5.3 Utilize practices that minimize the impact to habitat when developing parks.

GOAL 5.6 TRAILS

Improve recreation trails in Ironwood.

Policy 5.6.1 Connect local trails to regional trails.

Policy 5.6.2 Create loops with the trail network to improve the user experience.

Policy 5.6.3 Keep the North Country Trail alignment in Ironwood.

Policy 5.6.4 Retain and develop trails within parks.

Policy 5.6.5 Where possible, separate motorized and non-motorized trail users.

Policy 5.6.6 Direct recreational use of off highway vehicles (OHVs), and snowmobiles to regional trails and dedicated motorized parks.

KEY TERMINOLOGY

The goals and policies on this page support the vision and guiding principles of the plan and should be used to inform future decision-making and action.

Goals: are broad statements that describe a desired outcome or end-state. Goals are often long-term in scope.

Policies: describe the general course of action or way in which programs and activities are conducted to achieve a stated goal or objective. Policies speak to underlying values, context, or principles and are often place-specific.



When parks work for the oldest and youngest, they work for all. (Photo Credit: Cassandra Duncanson)

FRAMING CONCEPTS



Ironwood's parks are a destination serving both residents and visitors.

WHAT WE'VE HEARD:

We have a program to clear blighted properties, but then what? What can we do as a community to beautify and activate vacant lots?

RELATED STRATEGIES:

*Strategy 5.2:
Understand User Needs*

*Strategy 5.5:
Park Master Plans*

*Strategy 5.8:
Public Art in Parks*

SEE P. 5-10 FOR MORE ON
THE STRATEGIES LISTED ABOVE

CITY PARKS & RECREATION

The City's parks are classified by who they are designed to serve. A park intended to serve neighborhood residents has different needs than a park that focuses on the community as a whole. This is not to say the parks are exclusive to one group, or that uses can not overlap, but rather it allows for a prioritization of investments based on the needs of the primary park patrons.

For a full list of parks, with classifications and amenities, and the administrative structure of the park system, see [Appendix A: Ironwood Fact Book](#).

PARK TYPES

Neighborhood

Neighborhood parks are the building blocks of the park system. They are active recreation areas, serving the residents and neighborhoods of Ironwood. These parks are typically within 1/2 mile of all neighborhood residences, and ideally within a 1/4 mile. This distance is drawn from the length someone would typically walk in order to get to a park. This means a park may not be serving an area, even if it is closer than 1/2 a mile if barriers such as high speed roads, railroads, or natural features prevent someone from walking there. While some adults may feel comfortable crossing a road like Highway 2, a young child on summer break may not be able to do the same safely.

Neighborhood parks should include basic park amenities such as playgrounds, picnic areas, an open play field area, and sidewalks or trails for walking around. These are features that every Ironwood resident should be able to reach without needing to get in a car. Additional amenities may include basketball courts, tennis courts, natural features, public art, or shelters, among other things. Neighborhood parks should have at least one side that fronts on a public road. This improves safety, use, and maintenance.

There may also be the opportunity to develop temporary, neighborhood serving parkland as a strategy for dealing with vacant lots. A community garden approach or an "adopt a lot" approach could go a long way towards beautification of empty parcels.

Community

Where neighborhood parks are intended to serve people who live nearby, the focus of community parks is to serve all residents of

Ironwood. These parks may have natural features that are unique to one location (such as the river), community history (such as Norrie Park), or a special use (such as the skate park). These parks may be "drive-to" parks, but efforts should be made to connect them by trail as well.

In addition to their unique features, community parks should have gathering locations such as picnic shelters, trails for walking, and parking. Where appropriate, they should also include natural areas. They may also include features found in neighborhood parks such as playgrounds and open play areas. Community parks could include additional community focused features such as a bandshell or a kitchen for catering events.

City athletic facilities are designated as community parks. Working with the sports organizations that use them, the City should provide facilities that improve the sporting experience for the community's youth and adults. They are also what visiting teams will remember about Ironwood. The City should encourage games, matches, and tournaments that bring visitors to Ironwood. The ice arena at Pat O'Donnell Civic Center where hockey tournaments and Ice Crystals Figure Skating Club shows are held is a good example.

Regional

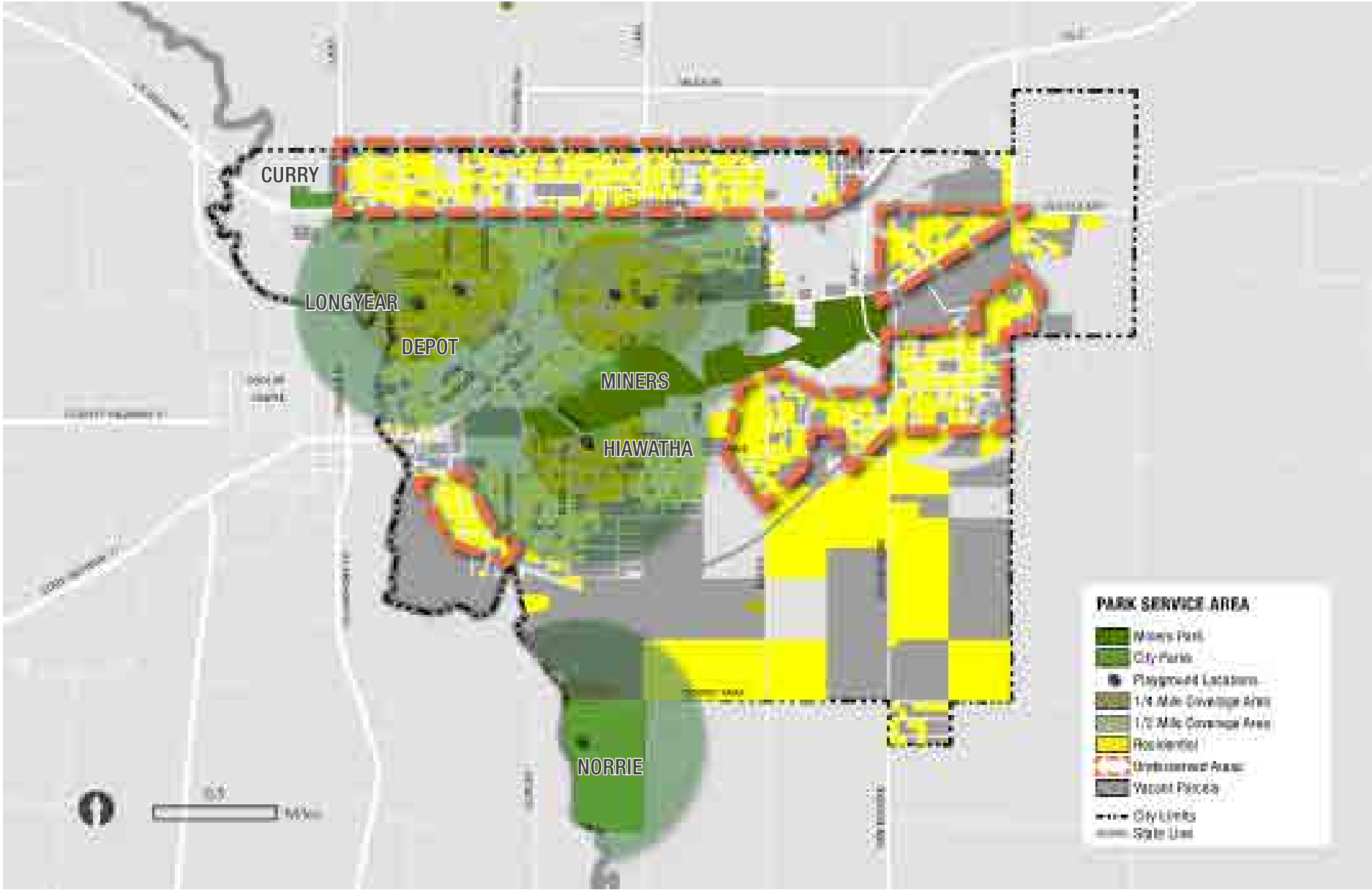
The vision for a regional park in Ironwood would be a park drawing from a wider user group than just the city. There would likely be tourism connections, becoming a destination for people who are traveling through the upper peninsula. The historic interpretation and natural features create a place that is known before visitors even arrive. While Miner's Park does not yet meet this description, there is long term potential for it to develop into a "regional park in the city" as the park continues to move forward. Options for the park could be explored as part of a more in-depth park master plan.

PARK INVESTMENT PRIORITIES

Parks represent an investment in the community, similar to a civic building, a road, or a water treatment plant. Just as it is important to maintain, replace, and improve infrastructure in a prioritized fashion, dedicating resources to parks helps prevent deterioration of the system, unsafe conditions, and helps facilities last longer.

Maintenance is mainly provided by the public works department. In addition to public works, volunteers and special interest groups provide maintenance and repairs as well.

FIGURE 5-1. PARKS FRAMEWORK MAP



FRAMING CONCEPTS



In 2013, Governor Rick Snyder visited Ironwood to celebrate the trailhead at Depot Park and Michigan's Iron Belle Trail that stretches from Ironwood across the Upper Peninsula and to Detroit.

WHAT WE'VE HEARD:

Our trail system should be leveraged as an economic development opportunity to attract visitors and boost the local economy.

*Strategy 5.3:
Natural Resources Plan*

*Strategy 5.5:
Wayfinding and Parks*

*Strategy 5.6:
Program the Parks*

SEE P. 5-10 FOR MORE ON
THE STRATEGIES LISTED ABOVE

REGIONAL DESTINATIONS & RECREATION

Even though they are outside the management of the city, regional destinations are vital to the image and recreation of Ironwood residents and visitors. They help provide the “Connection to Place” that so many residents appreciate about Ironwood. It is important to support and be a part of the larger systems. These efforts take coordination and additional effort, but provide the opportunity to create recreation options that the City would not be able to make happen on their own.

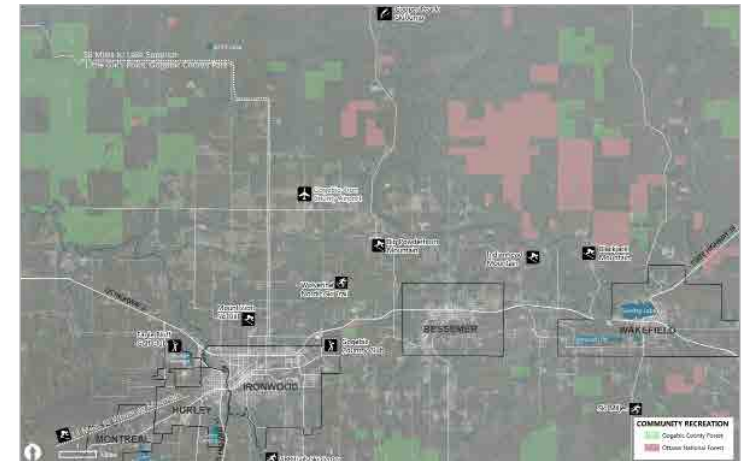
OUTDOOR RECREATION & TOURISM

The area’s ski hills, trails, and scenic beauty bring people from across the Midwest to Ironwood. These recreational amenities should be viewed as a driver for economic development and local tourism, as well as a quality of life enhancement. Outdoor enthusiasts visiting Ironwood help to support the local economy by spending on food, lodging, equipment, services, and other attractions and entertainment. Providing high quality hospitality and retail services, wayfinding, cultural attractions, and other amenities enhances the experience of visiting Ironwood and promotes Ironwood’s image as a welcoming destination and “Gateway to the Upper Peninsula.”

The City should continue to promote itself as a destination for outdoor recreation and market the local trail system as a year-round attraction. In particular, new investments in the City’s bike trail network will help to complement the area’s reputation as a “winter-sports” destination and support year-round tourism and economic activity. Just as other cities around the country have seen [economic benefits from bicycle tourism](#), Ironwood stands to benefit from enhancing its bike trail network and cultivating recreational biking amenities and events.

Community parks should also be utilized to encourage local tourism, welcome visitors, and connect to regional recreational amenities. This is already happening with trails extending into Norrie Park from ABR, snowmobile parking at Depot Park for riders stopping in downtown, and RV parking and camping at Curry Park. Local parks can also serve as a venue for major outdoor events that draw visitors from around the region and country. The SISU SkiFest course runs through several Ironwood Parks, terminating in downtown. A snowmobile and/or biking event that runs across the Upper Peninsula could start or end at Depot Park, highlighting the regional trailhead and starting point of the proposed [Michigan's Iron Belle Trail](#).

FIGURE 5-2. MAP REGIONAL PARKS & DESTINATIONS



See [Appendix A: Ironwood Fact Book](#) to view the detailed map



The Michigan's Iron Belle Trail will connect Ironwood to Detroit, helping to brand Michigan as the “The Great Trail State.”

FISCAL SUSTAINABILITY

Parks should not and cannot entirely support themselves financially. Many outdoor recreation pursuits that can be profitable are already operating as businesses. The City should still explore opportunities in the parks system for generating some revenue. This could include weddings in parks, concessions, camping permits, or others. Emphasis should be on easy to implement and run programs.

OPEN SPACE, GREENWAYS & HABITAT

People move to Ironwood and the Upper Peninsula to enjoy the natural beauty of the region. It is important to preserve the environment in the city as a defining characteristic of Ironwood. Parks, especially large parks such as Miners Park, Norrie Park, and Mount Zion should be managed to improve the overall habitat in Ironwood and as part of Gogebic County and the Western U.P.

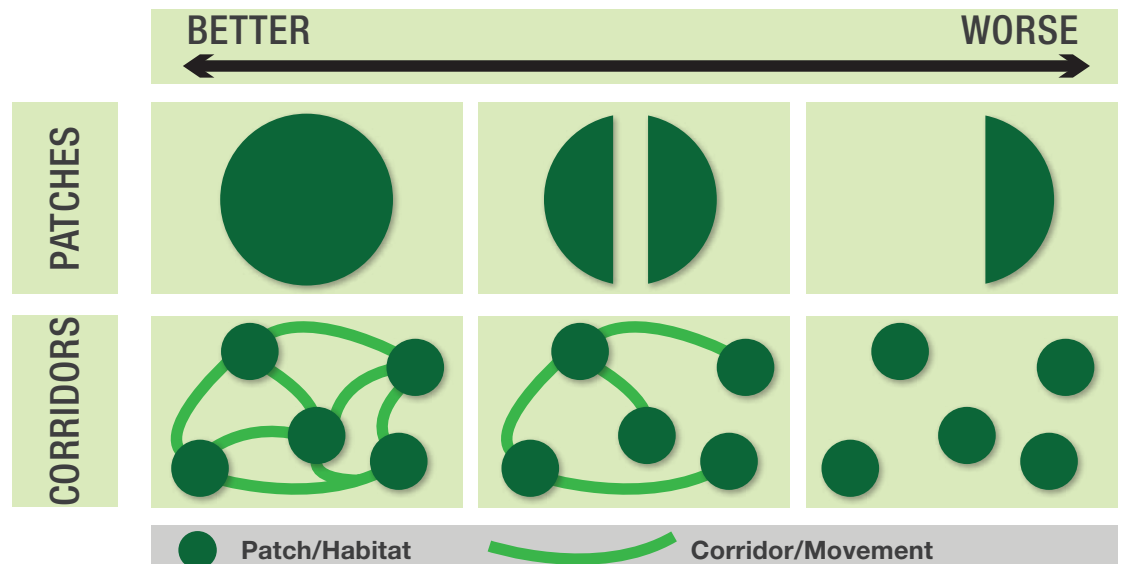
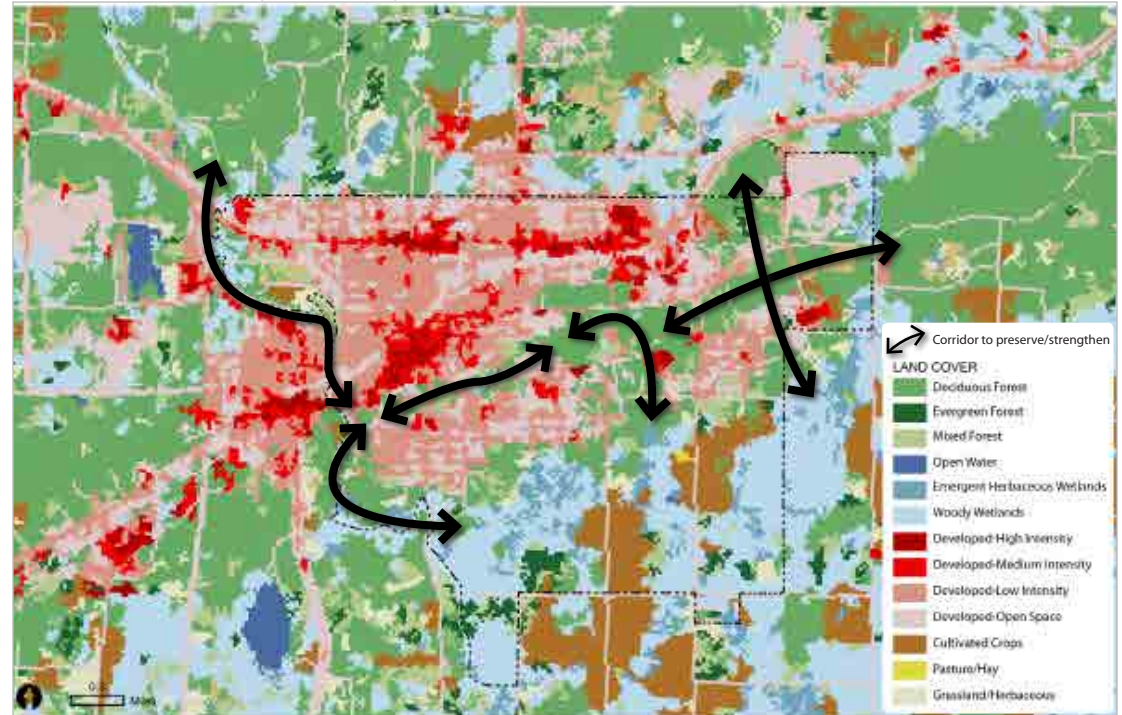
The natural landscape is made up of patches and corridors. Patches are the habitat areas that flora and fauna use as their homes. Typically, the larger the patch, the better the home for wildlife. Many animals also migrate to eat, mate, and adapt to changing seasons. Plants also rely on connections for pollination and seeding. Connections allow for a more diverse and resilient set of species. More connections, and multiple ways of getting from one habitat patch to another, create a better landscape for plants and animals.

Topography, mining, and wetlands have shaped the development pattern of the city and have preserved significant swaths of habitat, especially in the south part of the city and just north of the city limits. To the extent possible, efforts should be made to strengthen connections along the Montreal River and into Miners Park.



*Preserving habitat is vital to keeping the natural character of Ironwood
(Photo Credit: Christine Collins)*

FIGURE 5-3. OPEN SPACE, GREENWAYS, AND HABITAT FRAMEWORK



Diagrams based on *Landscape Ecology Principles in Landscape Architecture and Land Use Planning* by Dramstad, Olson, and Forman

FRAMING CONCEPTS



Trails in parks for walkers and hikers may not need to be paved, but trails for cyclists need to have a hard surface.
(Photo Credit: Heather Brown)

See p. 4-8 in the Transportation chapter for definitions of various trail types

RELATED STRATEGIES:

Strategy 5.2:
Understand User Needs

Strategy 5.5:
Wayfinding and Parks

Strategy 5.6:
Program the Parks

SEE P. 5-10 FOR MORE ON
THE STRATEGIES LISTED ABOVE

RECREATIONAL TRAILS

Recreational trails are a big part of Ironwood culture, and an important aspect of the city's recreation system. While, the following discussion focuses on recreational trail use, trails are also discussed as part of multi-modal transportation in [Chapter 4: Transportation](#).

Recreational Trail design must consider a variety of possible users, of which there are many in Ironwood, including:

Motorized Trail Users:

- All-terrain vehicles
- Snowmobiles

Non-motorized Trail Users:

- Walkers & Runners
- Road & Mountain Bikers
- Cross County Skiers
- Snowshoers
- In-line skaters

Not all trail uses are compatible and can pose safety hazards when combined. To reduce conflicts between user groups and maximize safety, motorized and non-motorized trails should be separate.

Within Ironwood City limits, motorized recreational trails should be limited to the former Chicago Northwest Railway grade, known as Trail 2 for snowmobilers and authorized for ATV use by the City. For more information on proposed motorized access routes for snowmobiles and ATVs, see [p. 4-14](#) in the Transportation chapter.

The northern rail grade is dedicated for Michigan's Iron Belle Trail, and upon completion, will provide a great resource for non-motorized trail users on a local, regional, and potentially even a national level. Ironwood should capitalize on the current designation of a temporary connector portion of the North Country Trail thru Ironwood by combining Michigan's Iron Belle Trail with the North Country Trail, capturing the benefits of connecting to a trail that stretches from North Dakota to New York.

Figure 5-4 at right outlines a system of existing and proposed trails that accommodates a wide variety of user types, fills gaps in the existing network, and creates recreational loops. Proposed trails largely align with city-owned and vacant parcels, utility right-of-ways, existing informal trails and footpaths, and stream corridor buffer zones.

Trail Design Considerations

1. SAFETY

- 1st choice-separate trail from vehicle
- 2nd choice-minimize vehicle crossing of trail
- 3rd choice-if trail co-exists with road then choose route with lower speed and volume

2. CONNECTIVITY

- Connected lengths of trails make longer trips possible, increasing usefulness for commuting and exercise
- Provide trail access points and connect trails to bicycle and pedestrian network in City-owned Right-Of-Way

3. CONTEXT

- Trail changes to meet opportunities and constraints of its surroundings

4. DIVERSITY

- Provide range of trails to meet needs of all ages and abilities so everyone benefits, including those with disabilities

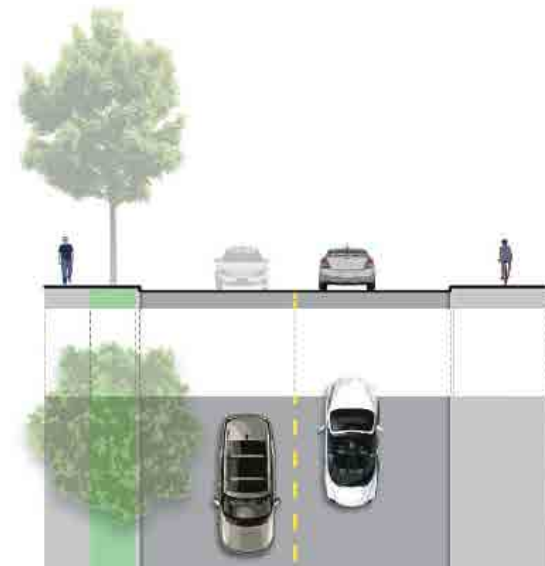
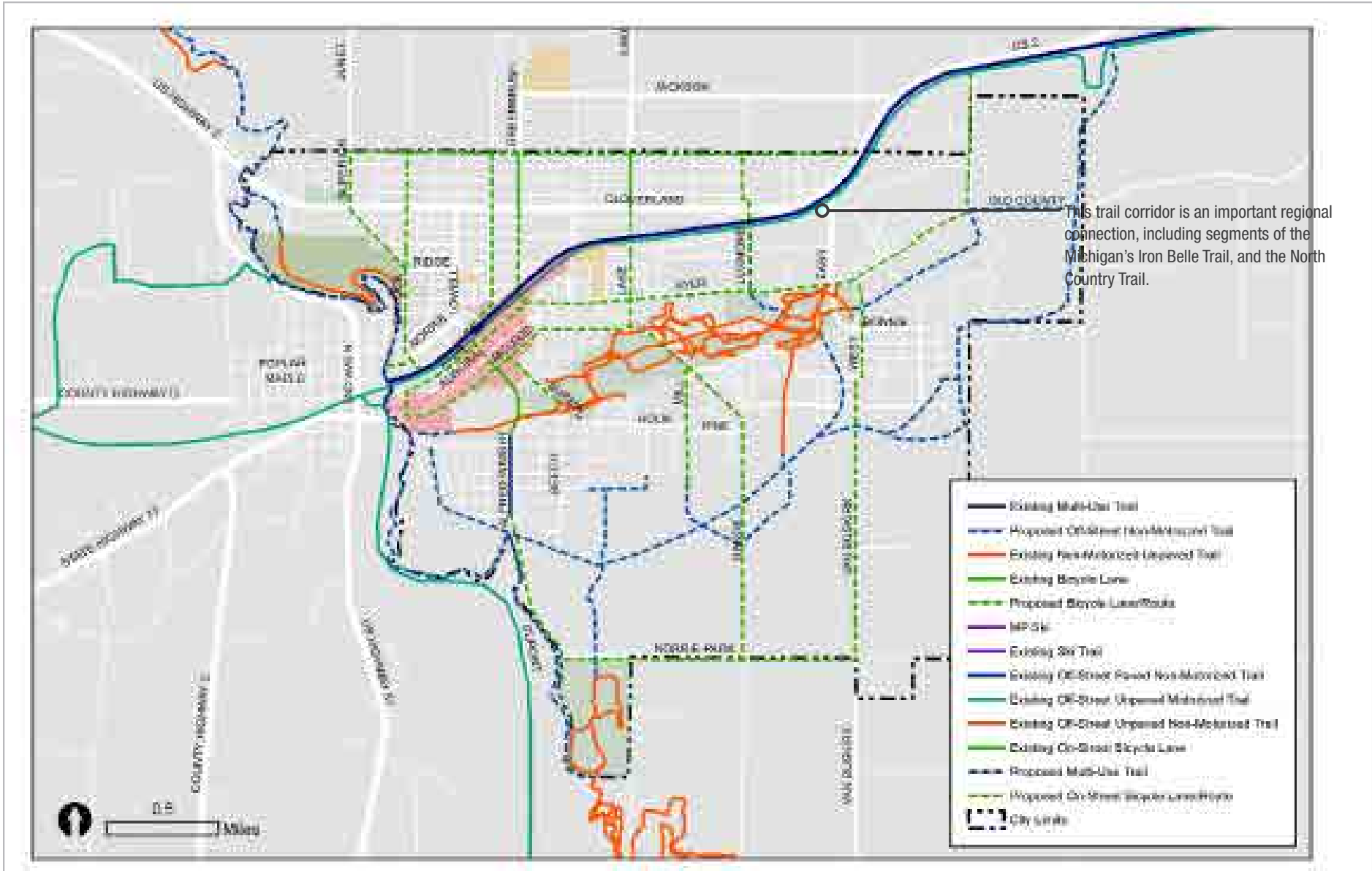


FIGURE 5-4. NON-MOTORIZED RECREATIONAL TRAIL NETWORK MAP



STRATEGIES

KEY TERMINOLOGY

“Strategies” are actions, programs, and practices that support one or more of the plan’s goals and policies. Strategies address the “who, what, when, where, and how” of reaching a goal, and may involve multiple sub-strategies.

The following Parks and Recreation strategies support the goals and policies described in this chapter:

STRATEGY 5.1: IMPLEMENT THE PARK ACTION PROGRAM

The [Parks Action Program](#) acts as a capital investment guide for parks. The program is a guide for future parks planning and expenditures. See [p. 5-14](#) for details.

Strategy 5.1(a): Review and set goals based on the Park Action Program

- The Park and Recreation Commission should annually review and set goals based on the Park Action Program and the user feedback gathered as part of Strategy 5.2 (below).

Strategy 5.1(b): Develop a park fund for capital improvements

- A fund should be established as part of the City budget to complete projects identified in the Park Action Program. Unused funds would rollover from year to year, providing resources for bigger projects that may require multiple years’ worth of funding. This fund along with the Park Action Program can be used to leverage additional funding from grants, loans, fees, and the general fund.

STRATEGY 5.2: UNDERSTAND AND BALANCE THE NEEDS OF PARK AND TRAIL USERS

Understanding and responding to the needs and desires of residents and other park users is key to providing a vibrant system that keeps people coming back, minimizes use conflicts, and best serves the community. It also helps prioritize investments in the system. The City should gather feedback on the park and trail system to maintain and improve it.

Strategy 5.2(a): Conduct an Annual Park User Survey

- Continue to ask the community and user groups how we are doing with the parks, and how we can improve them.

Strategy 5.2(b): Hold an Annual Parks and Recreation Summit

- Build on the meeting held as part of the Comprehensive Plan process.
- Get all users in the same place to discuss priorities and needs.
- Develop common goals and trail use and sharing agreements.

STRATEGY 5.3: PREPARE A NATURAL RESOURCES INVENTORY AND PLAN

The City, working with other regional entities, should prepare an inventory of the natural resources and habitat in and around Ironwood. The plan should also develop directions for preserving and strengthening that habitat.

STRATEGY 5.4: DEVELOP PARK MASTER PLANS

Master plans identify the vision for a given park, validate the investments that will be put in them, and ensure the maximum benefit from future park improvements.

Strategy 5.4(a): Update and strengthen the master plan for Miners Memorial Heritage Park

- The Friends of Miners Memorial Heritage Park have identified preliminary ideas and vision for the park. Further planning and refining the long term goals, amenities, and program for the park will provide guidance as the park develops and better position it for funding.

Strategy 5.4(b): Continue implementation of existing Depot Park master plan



STRATEGY 5.5: PROVIDE TOOLS THAT DIRECT PEOPLE TO PARKS IN THE COMMUNITY

Parks and trails signage, maps, and kiosks should be included as part of the citywide wayfinding strategy. See [p. 4-16](#) in the Transportation Chapter for more details. The citywide wayfinding strategy should consider:

- Integrating City-branded wayfinding in the parks and trail system

- Providing interpretive signage for historic sites within parks
- Directing drivers, pedestrians, and trail users to nearby parks
- Signing recreational trail loops

City parks and trails should also be highlighted on local maps and other promotional materials available at visitor centers, hotels, restaurants, and other tourist destinations in the area. See also [Strategy 6.6\(b\): Develop and distribute promotional community maps](#).

STRATEGY 5.6: PROGRAM THE PARKS

Strategy 5.6(a): Support programming that highlights local history

- Work with community partners such as the Historical Society and Friends of Miners Memorial Heritage Park (FMMHP) to develop historic interpretation programs in the park. This may include:
 - › Historic re-enactments and walking tours
 - › Exploring the potential for Mine Tours (see [Adventure Mining Company](#) in Greenland, MI)

Strategy 5.6(b): Support sporting and recreational events that utilize the parks in Ironwood

- Work with local recreation groups to develop events in the parks. See also [Strategy 6.7: Encourage Events & Festivals](#).
- Some event ideas generated through public involvement include:
 - › Motorsport Race/Ride across the UP or across Michigan that starts in Ironwood.
 - › Expanding SISU to include a summer event
 - › Mud Run/Challenge Course/Extreme Race
 - › Marathon/Triathlon
 - › Mountain Bike Events

STRATEGY 5.7: DEVELOP EFFICIENT AND PRIORITIZED PRACTICES FOR PARK MAINTENANCE

- Utilize low maintenance, natural plantings for low-intensity use areas of parks
- Examine the life cycle, maintenance, and replacement costs and efforts associated with materials that are put in parks



STRATEGY 5.8: INCORPORATE PUBLIC ART INTO PARKS AND OPEN SPACE

Use public art to beautify and celebrate local history in parks and open space - through city led and community based efforts.

Strategy 5.8(a): Incorporate parks into Citywide Arts Planning

- See [Strategy 6.8\(a\): Develop a community wide arts plan](#).

Strategy 5.8(b): Encourage community-led art projects

- Projects could be located on vacant, City owned parcels. Artists could “Adopt a Lot” to turn it into a temporary gallery for projects including (but not limited to) sculpture, landscape design, community engagement, games, or performance space.



Expand historic interpretation and programming in Miners Park



Develop new sporting and recreational events that utilize the local parks and trail system (Photo Credit: Sam Davey)

MAKING IT HAPPEN!

Priority Actions for the City

Priority action steps are identified in the matrix on the following page. This matrix focuses on immediate (0-1 year) and short-term (1-5 year) action steps, as well as ongoing actions and practices. A complete matrix including longer term actions has been prepared and is maintained by the City as part of the on-going comprehensive planning process. Once these immediate and short term actions have been substantially completed, the city should initiate a comprehensive plan update process to revisit the vision, guiding principles, goals, policies and strategies and renew the list of action steps. The matrix identifies the key strategy, related sub-strategy, responsible implementing entity (most often the City), partnership resources, general costs, and possible funding sources.

The Parks and Recreation Master Plans recommended in this chapter require a planning process in order to identify, budget for, and prioritize capital improvements. These system master plans should be considered as a capital investment in the community.

The Comp Plan and YOU!

The Comprehensive Plan serves not only as a guiding document for city government, but as a collective expression of community values, desires, and visions. Just as the creation of this plan was fueled by the input and ideas of community members like you, its successful implementation requires your continued engagement, advocacy, and action.

So, what can you do to support the vision, goals, and policies expressed in this chapter? Here are just a few ideas to get you thinking, talking- and hopefully, taking action!

- Use the parks! Take your kids to the playground. Have a family reunion at a picnic shelter. Ski the trails at Miners. The parks are there for you to enjoy and use. Get to know your Ironwood parks.
- Consider sponsoring the efforts to improve the parks. Whether it is new fencing for a softball field or new signage for historic interpretation, the people who use these parks will notice and be appreciative of your help.
- Get out to some of the other outdoor recreation areas such as the motocross park, downhill ski resorts, and cross country trails. Supporting these businesses helps them thrive and bring in more tourists.
- Join or start a “Friends of...” group. These groups are tasked with planning for, developing, maintaining, and advocating for specific parks. If you’ve got a park that you love, consider it.
- Start a community garden or put some art in the vacant lot in your neighborhood (with the City’s permission).

KEY TERMINOLOGY

The City has developed a number of **Spark Plans**, or “mini action plans,” to support implementation of select strategies in the comprehensive plan. Spark Plans focus on strategies that: (1) are high-priority actions, (2) may require additional explanation and planning, and (3) may be implemented by groups other than City agencies (community groups, civic organizations, individuals, etc.). Strategies for which a Spark Plan has been developed are noted in the priority action matrix with the following symbol: ★

See [Appendix C: Spark Plans](#) for the complete set of Spark Plans.

Performance Measures

To ensure accountability around the Plan, the community needs to measure and report on accomplishments. Performance measures provide a way to measure progress and success in the implementation of the Comprehensive Plan. Some performance measures are quantifiable, concrete figures; others are more qualitative in nature. The following are the key performance measures for the parks and recreation-related action steps recommended in this chapter:

- Non-motorized trail users have increased
- Motorized trail users have increased
- Increase in funding available for dedicated park projects
- SISU Skifest grows or expands to other events
- Number of outdoor/sporting events hosted in Ironwood
- Number of attendees/participants at outdoor/sporting events

TABLE 5-1. PRIORITY ACTIONS - PARKS & RECREATION

IMMEDIATE ACTION (0-1 YEARS)						
Strategy	Sub-Strategy	Implementing Entity	City Role	Potential Partners	Cost	Possible Funding Sources
5.4 Develop park master plans	5.4(a) Update and strengthen the master plan for Miners Memorial Heritage Park *	City (Community Development)	Partnership	Friends of Miners Park	\$\$ (\$10,000-\$50,000)	General Fund, DNR, User Groups
	5.4(b) Continue implementation of the existing Depot Park master plan	City (Community Development)	Lead	User Groups	\$\$\$ (\$50,000-\$200,000)	General Fund, DNR, User Groups
5.5 Provide tools that direct people to parks in the community *	-	City (Community Development)	Partnership	User Groups - Chamber of Commerce	\$ (0-\$10,000)	General Fund, Philanthropic
5.8 Incorporate public art into parks and open space *	5.8(a) Incorporate parks into Citywide Arts Planning	City (Community Development)	Support	DAP	NA	NA
	5.8(b) Encourage community-led art projects	City (Community Development)	Support	DAP	\$\$\$ (\$50,000-\$200,000)	Grant Resources, Philanthropic
SHORT-TERM (1-5 YEARS)						
Strategy	Sub-Strategy	Implementing Entity	City Role	Potential Partners	Cost	Possible Funding Sources
5.3 Prepare a natural resources inventory and plan	-	City (Community Development)	Partnership	DNR - County	\$\$ (\$10,000-\$50,000)	Gen. Fund, DNR, County Conservation, User Groups
5.6 Program the parks	5.6(a) Support programming that highlights local history *	City (Community Development)	Support	Historical Society - User Groups	\$\$ (\$10,000-\$50,000)	Grant Resources, Philanthropic
ONGOING						
Strategy	Sub-Strategy	Implementing Entity	City Role	Potential Partners	Cost	Possible Funding Sources
5.1 Implement the Park Action Program	5.1(a) Review and set goals based on the Park Action Program	City (Community Development)	Lead	User Groups	No additional cost	NA
	5.1(b) Develop a park fund for capital improvements	City (Community Development)	Lead	User Groups	\$\$\$\$ (\$200,000-\$1 million)	General Fund, DNR, User Groups, Philanthropic
5.2 Understand and balance the needs of parks and trail users	5.2(a) Conduct an annual park user survey	City (Community Development)	Partnership	User Groups - School District - College	\$ (0-\$10,000)	General Fund
	5.2(b) Hold an annual parks and recreation summit *	City (Community Development)	Partnership	User Groups	\$ (0-\$10,000)	General Fund
5.6 Program the parks	5.6(b) Support sporting and recreation events that utilize local parks	City (Community Development)	Support	User Groups, Schools, College, Chamber of Commerce	\$ (0-\$10,000)	General Fund, User Fees, Sponsorships
5.7 Develop efficient and prioritized practices for park maintenance	-	City (Public Works)	Lead	Volunteer Groups	No additional cost	NA

* Strategy for which a Spark Plan has been developed. See [Appendix C: Spark Plans](#) for the complete set of Spark Plans.

PARKS ACTION PROGRAM

This section provides guidance on improvements for the next 6 years in Ironwood. This program is based in the community feedback and ideas generated as part of the 2014 Comprehensive Plan and through a trail & parks user summit in December of 2018.

Focus for the action program is on:

- Implementing the trail plan and creating connections to regional trails and loops
- Signage and wayfinding
- Facilities to meet the community's needs and desires
- Recognizing the costs associated with maintenance
- Continuing the dialogue with the community to ensure parks are meeting the needs of residents and goals outlined in the plan

At the end of each year, the city should go through the checklist to see what they were able to accomplish. Inevitably, some new projects will arise, and others will slide into the next year. As part of the annual checklist there should be a self evaluation of how well we did implementing the plan and why there were successes or struggles.

	Neighborhood	Community	Regional
Maintenance	Continue to maintain neighborhood parks to maintain safety. Consider less intensive maintenance regimes such as native plantings in underused areas.	Consider less intensive maintenance regimes such as native plantings in underused or more natural areas.	Support the maintenance efforts of Friends of Miners Memorial Heritage Park
Repair and Refurbish	Re-install and upgrade playground facilities at Hiawatha Park.	Support athletic groups' efforts to improve facilities	
Facilities Expansion & Special Project Areas	Playground facilities at the eastern end of Miners Park to serve Newport, Jessieville, and Aurora Locations Vacant Lot Strategies	Additional study for athletic facilities Add outdoor rink in the Downtown Dog Park River Walk	Examine feasibility of Miners Park as a Regional Park
New Parks	Pursue the acquisition of neighborhood parkland north of Highway 2 as part of redevelopment		
Trails	In parks	In parks Make loops	Trailheads

2019		
Status	Description	Cost
	Land Acquisition for Trails	Var.
	Develop & Improve Trails & Trailheads	Var.
	Implement Bike Routes on City Streets (Stripe/Sign)	<\$1k
	Depot Park Improvements	Var.
	Establish Community & Flower Gardens + Art	<\$5k
	Outdoor Rink in Downtown	\$5-10k
	Miners Park Master Plan	\$10-50k
	Playground North of Hwy 2	\$40-80k
	Historic Signage	\$2-5K
	Park Wayfinding	\$10-\$20K
	Mt. Zion Improvements	\$10-20k
	Downtown Community Park Space	\$1.8M
	Maintenance/Operations	\$105k
	Parks User Survey and Summit	None
	Annual Review of Parks Action Program	None

How did we do? _____ Why? _____

2020		
Status	Description	Cost
	Land Acquisition for Trails	Var.
	Develop & Improve Trails & Trailheads	Var.
	Implement Bike Routes on City Streets (Stripe/Sign)	<\$1k
	Depot Park Improvements	Var.
	Establish Community & Flower Gardens + Art	<\$5k
	Expand on existing Dog Park	\$5-15k
	Playground Upgrades at Hiawatha	\$40-80k
	Land Acquisition for River Walk	\$100-200k
	Construct MMHP Mountain Bike Trails	\$400K
	Improvements to Little League Field	\$5-30k
	Shared Park & Trail Maintenance Equipment	\$60K
	Invasive Species Removal	\$10K
	Maintenance/Operations	\$105k
	Parks User Survey and Summit	None
	Annual Review of Parks Action Program	None

How did we do? _____ Why? _____

2021		
Status	Description	Cost
	Land Acquisition for Trails	Var.
	Develop & Improve Trails & Trailheads	Var.
	Implement Bike Routes on City Streets (Stripe/Sign)	<\$1k
	Depot Park Improvements	Var.
	Establish Community & Flower Gardens + Art	<\$5k
	Playground at East Side of Miners Park	\$40-80k
	Lighted Ski Trail in Miners Park	\$75-150k
	Explore Museum Feasibility (nature/childrens)	\$10-50K
	Fill in new + spillover from last year	
	Fill in new + spillover from last year	
	Outdoor Fitness Park	\$50K
	Invasive Species Removal	10K
	Maintenance/Operations	\$105k
	Parks User Survey and Summit	None
	Annual Review of Parks Action Program	None

How did we do? _____ Why? _____

2022		
Status	Description	Cost
	Land Acquisition for Trails	Var.
	Develop & Improve Trails & Trailheads	Var.
	Implement Bike Routes on City Streets (Stripe/Sign)	<\$1k
	Depot Park Improvements	Var.
	Establish Community & Flower Gardens + Art	<\$5k
	Hiawatha Playground Upgrades	\$50-\$75K
	Depot Park Pavilion Upgrades	\$15-50k
	Construct Beltline Trail (Multi-use)	\$400 - \$800K
	Fill in new + spillover from last year	
	Fill in new + spillover from last year	
	Fill in new + spillover from last year	
	Invasive Species Removal	\$10K
	Maintenance/Operations	\$105k
	Parks User Survey and Summit	None

How did we do? _____ Why? _____

2023		
Status	Description	Cost
	Land Acquisition for Trails	Var.
	Develop & Improve Trails & Trailheads	Var.
	Implement Bike Routes on City Streets (Stripe/Sign)	<\$1k
	Depot Park Improvements	Var.
	Establish Community & Flower Gardens + Art	<\$5k
	5 Year Parks System Plan	\$20-50k
	Fill in new + spillover from last year	
	Fill in new + spillover from last year	
	Fill in new + spillover from last year	
	Fill in new + spillover from last year	
	Invasive Species Removal	10K
	Maintenance/Operations	\$105k
	Parks User Survey and Summit	None
	Annual Review of Parks Action Program	None

How did we do? _____ Why? _____

2024		
Status	Description	Cost
	Land Acquisition for Trails	Var.
	Develop & Improve Trails & Trailheads	Var.
	Implement Bike Routes on City Streets (Stripe/Sign)	<\$1k
	Depot Park Improvements	Var.
	Establish Community & Flower Gardens + Art	<\$5k
	Improvements to Dam at Norrie Park	\$500-\$1M
	Construct River Walk	\$500-\$1M
	Water Trail Development	\$250K
	Fill in new + spillover from last year	
	Fill in new + spillover from last year	
	Fill in new + spillover from last year	
	Invasive Species Removal	10K
	Maintenance/Operations	\$105k
	Parks User Survey and Summit	None

How did we do? _____ Why? _____

POTENTIAL FUNDING SOURCES

Funding sources are available from a number of different sources for improving and developing parks in Michigan.

- City of Ironwood
- Michigan Natural Resources Trust Fund
- Wildlife and Aquatic Habitat Grants
- Land and Water Conservation Fund
- Recreation Passport Grant
- Other State & Federal Programs
- Neighborhood Preservation Program (MSHDA)
- MDOT
- Private Sources: Donations, Fundraising, Sponsorships, In-Kind Work
- Additional grants are listed for specific projects such as forestry, stewardship, education, safe routes to school, trails, water resources, and ORVs by the DNR.



APPENDIX D:

Parks & Recreation - Supplemental Materials

This Appendix provides supplemental materials related to the Michigan DNR's parks planning requirements. This includes:

- > *DNR Community Checklist*
- > *Recreation Grant History*
- > *City of Ironwood Organizational Chart*
- > *1987 Resolution Establishing the Park Committee*
- > *Public Notices*
- > *Description of Public Input Process*

DNR COMMUNITY CHECKLIST

PLAN INFORMATION		
Name of the Plan: City of Ironwood Parks & Recreation Plan		
Community:	County:	Mo/Yr Adopted:
Ironwood, MI	Gogebic Co.	January 28, 2019

The Ironwood Parks Plan has been developed as part of the larger Comprehensive Plan effort. As such, some of the information required by the DNR is spread throughout other chapters and appendices in the Comprehensive Plan. Applicable information can be found on the pages listed in the tables below.

PLAN CONTENT		
Check Box	Pg # / Link	Item
<input type="checkbox"/>	5-1	1. Community Description
<input type="checkbox"/>		2. Administrative Structure
<input type="checkbox"/>	A-26	Roles of Commission(s) or Advisory Board(s)
<input type="checkbox"/>	D-7	Department, Authority and/or Staff Description and Organizational Chart
<input type="checkbox"/>	5-14	Annual and Projected Budgets for Operations, Maintenance, Capital Improvements and Recreation Programming
<input type="checkbox"/>	5-15	Current Funding Sources
<input type="checkbox"/>	5-2	Role of Volunteers
<input type="checkbox"/>	A-9	Relationship(s) with School Districts, Other Public Agencies or Private Organizations
<input type="checkbox"/>	D-8	Articles of Incorporation
<input type="checkbox"/>		3. Recreation Inventory
<input type="checkbox"/>	A-26	Description of Methods Used to Conduct the Inventory
<input type="checkbox"/>	A-28	Inventory of all Community Owned Parks and Recreation Facilities
<input type="checkbox"/>	A-27	Location Maps (site development plans recommended but not required)
<input type="checkbox"/>	A-28	Accessibility Assessment
<input type="checkbox"/>	D-5	Status Report for all Grant-Assisted Parks and Recreation Facilities
<input type="checkbox"/>	A-24	4. Resource Inventory (Optional)
<input type="checkbox"/>	1-3	5. Description of the Planning Process
<input type="checkbox"/>	B-1	6. Description of the Public Input Process
<input type="checkbox"/>	D-3	See next page for full Public Input Process Checklist
<input type="checkbox"/>	5-3	7. Goals and Objectives
<input type="checkbox"/>	5-14	8. Action Program
<input type="checkbox"/>	D-2	9. Post Completion Self-Inspection Report (reports were submitted to the DNR in August 2013)

PUBLIC INPUT PROCESS CHECKLIST			
This table addresses the public input process requirements listed as part of Plan Content Item #6			
Check Box	Pg # / Link	Item	
<input type="checkbox"/>	B-1	Description of the Method(s) Used to Solicit Public Input Before or During Preparation of the Plan, Including a Copy of the Survey or Meeting Agenda and a Summary of the Responses Received	
<input type="checkbox"/>	D-10	Copy of the Notice of Availability of the Draft Plan for Public Review and Comment	
<input type="checkbox"/>		Date of the Notice:	December 14, 2018
<input type="checkbox"/>		Type of Notice:	Newspaper - The Daily Globe
<input type="checkbox"/>		Plan Location:	Ironwood Memorial Building and Online
<input type="checkbox"/>		Duration of Draft Plan Public Review Period:	December 14, 2018 - January 28, 2019
<input type="checkbox"/>	D-11	Copy of the Notice for the Public Meeting Held after the 1 Mo. Public Review Period and Before the Plan's Adoption by the Governing Body(ies)	
<input type="checkbox"/>		Date of the Notice:	January 14, 2019
<input type="checkbox"/>		Name of Newspaper:	The Daily Globe
<input type="checkbox"/>		Date of Meeting:	January 28, 2019
<input type="checkbox"/>	D-12	Copy of Minutes from the Public Meeting	

PLAN ADOPTION DOCUMENTATION			
Plans must be adopted by the highest level governing body. The City must also submit the plan to both the County and Regional Planning Agency for their information.			
Check Box	Pg # / Link	Item	Date
<input type="checkbox"/>	D-13	Official resolution of adoption by the governing body	January 28, 2019
<input type="checkbox"/>	D-14	Official resolution of the Park Board, recommending adoption of the plan by the governing body	January 7, 2019
<input type="checkbox"/>	D-15	Copy of letter transmitting adopted plan to County Planning Agency	January 29, 2019
<input type="checkbox"/>	D-16	Copy of letter transmitting adopted plan to Regional Planning Agency	January 29, 2019

OVERALL CERTIFICATION
<p>I hereby certify that the recreation plan for Ironwood, MI includes the required content, as indicated above and as set forth by the DNR.</p> <p style="text-align: center;"> </p> <p style="text-align: center;"> Authorized Official for Ironwood, MI Date </p>

STATUS REPORT FOR ALL GRANT ASSISTED PARKS AND RECREATION FACILITIES

Tourist Park 26-00118

In 1968 the City of Ironwood received a grant for the development of 9 campsites and to improve the existing 5-acre campground at Tourist Park (Now named Curry Campground). All the scope items were completed for this grant. This project took place 50 years ago and as a result many of these amenities require repair or replacement. As a result, the City has continued to maintain these facilities and as received additional grants to upgrade facilities and address maintenance issues.

Norrie Park Riverside Improvements TF97-156

In 1997 the City of Ironwood received a grant to make improvements to Norrie Park on the south end of the community. All items of this project are still functional although some are need of upgrades and repairs. All picnic tables, riverfront seating, ADA fishing decks, and restrooms are in good condition. Some of the signage needs to be replaced due to age. The pavilion is in good shape but could use some updating. The waterfront trail has experienced damage from high water years and sections could use replacement. It is still functional and safe.

Recreation Trail TF03-210

In 2003 the City of Ironwood received a grant to acquire a 30 x 400-foot section of motorized trail. This section of trail is still utilized for motorized use and is maintained by the Gogebic Range Trail Authority with funding from the DNR.

Hiawatha Rotary Skate Park TF08-035

In 2008 the City of Ironwood received a grant to develop a 100 x100-foot skate park facility. The facility is in good condition and is utilized regularly by local youth. All scope items are functional and in good shape. The City continues to maintain the facility.

Norrie Park Improvements Project RP11-447

In 2011 the City of Ironwood received a grant to develop a playground area at Norrie Park on the South end of the community. The playground is heavily utilized by local youth and the access paths have created greater opportunity for locals and visitors alike. All features of the project are in good condition.

Depot Recreation Park and Trailhead Improvements TF11-112

In 2011 the City of Ironwood received a grant to redevelop Depot Park and the Iron Belle Trailhead. This park includes several scope items that are all being maintained and are in good working order. The playground that was listed as a scope item was constructed under an additional grant in 2014. Parking lots and pathways are all in good condition. Lighting poles are in good working order and are decorated throughout the year for different events. The Kiosk and pavilion are used for local events and the summer farmer's market. Restrooms are the item that requires the most maintenance and the city works hard to keep them clean and in working order. Landscaping is well maintained. This park is the central park of the community and receives the most use.

Michigan's Western Gateway Trail Improvements TF12-123

In 2013 the City of Ironwood received a grant to develop a multi-use non-motorized trail through the community. This trail was later named the Iron Belle Trail. The trail is in great shape and is well maintained by the City and by the Friends of the Iron Belle trail group. The trail is utilized for many events including the Bridges and Bluffs Half Marathon. The Iron Belle has become one of the community's greatest assets and has initiated other projects and has brought more business to the downtown. The bridge is in great shape as well.

Longyear Park Improvements 26-01730

In 2013 the City of Ironwood received a grant to install universal design playground equipment at the existing playground at Longyear Park. The items in the grant included extension of the asphalt path, accessible picnic table, universal design playground equipment and surface. This is the most utilized playground in the community and is a great asset for attracting young families to our community. The playground and the portable restroom platform are in great condition.

Curry Park Improvements TF14-0136

In 2014 the City of Ironwood received a grant to upgrade Curry Park Campground with new utilities, campsites, landscaping and picnic tables. This park is heavily utilized for camping and the improvements get a lot of use. We hope to do more upgrades in the future. All features are in good shape and regularly maintained by City staff.

Depot Park Playground TF14-0221

In 2014 the City of Ironwood received a grant to install a playground at Depot Park. This playground has historical themes and was the final piece to complete the Depot Park redevelopment. The playground equipment is in good working order and is maintained by City staff.

Southern Beltline Trail Acquisition

In 2017 the City of Ironwood received a grant to acquire the beltline railroad grade to connect Norrie Park to the Miners Memorial Heritage Park and to the Iron Belle Trail. The City is in the process of acquiring the 33 acres of land to complete the project.

GRANT STATUS REPORT



Grants Management
Michigan Department of Natural Resources

Tuesday, January 22, 2019

Grant History

Grantee
City of Ironwood - Gogebic County

Project No. 26-00118 Project County: Gogebic Project Year: 1968
Project Title: Tourist Park
Project Status: Grant Closed Grant Amount: \$32,000.00

Project Description: Development of a new 9 site campground and improve existing 5 acre campground, construct a new comfort station, provide underground utilities, and install water system.

Project No. TF97-156 Project County: Gogebic Project Year: 1997
Project Title: Norrie Park Riverside Improvements
Project Status: Grant Closed Grant Amount: \$53,700.00

Scope Item:
8 Picnic Tables
8 Riverfront Seating
Handicap Fishing Deck
Pavilion Improvements
Rest Rooms
Signage
Waterfront Trails

Project Description: Enhance recreational value of waterfront park through trails, fishing access, riverfront seating and rest rooms.

Project No. TF03-210 Project County: Gogebic Project Year: 2003
Project Title: Recreation Trail
Project Status: Grant Closed Grant Amount: \$6,900.00

Project Description: Acquisition of a 30 foot x 400 foot strip of land along the recreation trail within the city. This trail is maintained by the Department of Natural Resources.

Project No. TF08-035 Project County: Gogebic Project Year: 2008
Project Title: Hiawatha Rotary Skate Park
Project Status: Grant Closed Grant Amount: \$46,300.00

Scope Item:
Asphalt path
Concrete pad
Drinking fountain and service line
Landscaping
Park sign
Picnic tables
Skate ramps and equipment
Trash cans

Project Description: Development will include construction of a 100 by 100-foot skate park facility.



Grants Management
Michigan Department of Natural Resources

Tuesday, January 22, 2019

Grant History

Grantee
City of Ironwood - Gogebic County

Project No. RP11-447 Project County: Gogebic Project Year: 2011
Project Title: Norrie Park Improvements Project
Project Status: Grant Closed Grant Amount: \$30,000.00

Scope Item:
8' ADA compliant picnic tables
Access Paths
ADA compliant playground structures
Heavy duty double-face bike racks

Project Description: Development to include purchase and install accessible playground structures, picnic tables and bike racks, and improve roadway and trails by the community garden.

Project No. TF11-112 Project County: Gogebic Project Year: 2011
Project Title: Depot Recreation Park and Trailhead Improvements
Project Status: Grant Closed Grant Amount: \$295,900.00

Scope Item:
Kiosk and entrance sign
MNRTF sign, permit fees
North parking lot
Outdoor Furnishings
Pathways, sidewalks, trails
Pavilion with restroom
Pedestrian lighting
Playground
South Parking lot
Trees, landscaping

Project Description: Development of Depot Park and Trailhead, including non-motorized trail, construction of pavilion with restroom facility, pathways, parking lot, playground equipment, pedestrian lighting, outdoor furnishings, site amenities, landscaping, and kiosk.

Project No. TF12-123 Project County: Gogebic Project Year: 2012
Project Title: Michigan's Western Gateway Trail Improvements
Project Status: Grant Closed Grant Amount: \$225,000.00

Scope Item:
Bridge decking
MNRTF sign
Pathways
Permit Fees

Project Description: Development to include multi-use non-motorized paved recreational trail starting at Ironwood and connecting to Hurley, Wisconsin at the western end and will traverse easterly through Cities of Bessemer and Wakefield.



Grant History

Grantee
City of Ironwood - Gogebic County

Project No. 26-01730 Project County: Gogebic Project Year: 2013
Project Title: Longyear Park Improvements
Project Status: Grant Closed Grant Amount: \$30,000.00

Scope Item:
6' wide asphalt path extension
Accessible picnic table
Accessible playground equipment and surface
Fence enclosure and pad for portable restrooms
Landscaping
LWCF plaque

Project Description: Development to include accessible playground equipment and surface, accessible picnic table, asphalt paths and concrete pad, and enclosure for existing portable restrooms.

Project No. TF14-0136 Project County: Gogebic Project Year: 2014
Project Title: Curry Park Improvements
Project Status: Grant Closed Grant Amount: \$37,500.00

Scope Item:
Campsites
Landscaping
Picnic Table
Utilities

Project Description: The renovation will consist of replacing the old, under powered electric service for the existing camp sites, upgrading inadequate electrical pedestals, rebuilding gravel pads for full hook-up sites, and installing ADA picnic tables.

Project No. TF14-0221 Project County: Gogebic Project Year: 2014
Project Title: Depot Park Playground
Project Status: Grant Closed Grant Amount: \$37,500.00

Scope Item:
Play Equipment (Including Surfacing)

Project Description: The project will consist of installation of a playground at Depot Park in downtown Ironwood that will compliment Depot Park through and incorporate the history of Ironwood with respect to its mining, railroad and logging industries.

Project No. TF17-0013 Project County: Gogebic Project Year: 2017
Project Title: Southern Beltline Trail Acquisition
Project Status: PA Executed Grant Amount: \$54,300.00

Project Description: Acquisition of approximately 33 acres of railroad grade and parcel properties that connects Norrie Park, on the southwest side of the City of Ironwood, with Miners Memorial Heritage Park in the central part of the community. The acquisition will not only connect the two parks, but the acquisition will ultimately connect Norrie Park to the Iron Belle Trail along US 2, on property currently owned by the City of Ironwood.

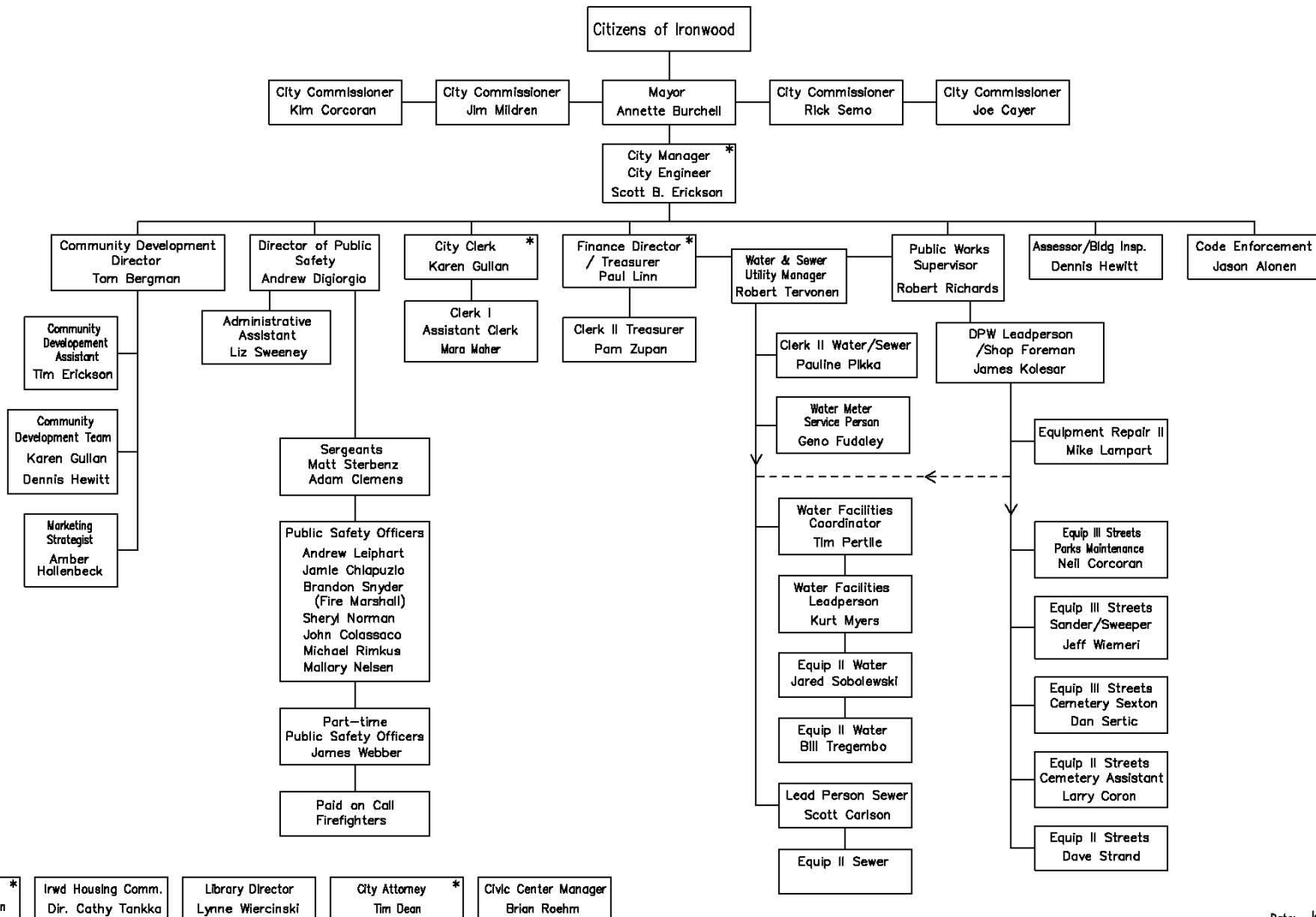


Grant History

Total Number of Projects: 11
Total Amount of Grant Given: \$849,100.00

CITY OF IRONWOOD ORGANIZATION FLOW CHART

City of Ironwood Organizational Flow Chart 2019



Date: January 14, 2019

RESOLUTION ESTABLISHING THE PARK COMMITTEE

November 9, 1987 Page-102-

RESOLUTION ESTABLISHING A RECREATION AND LIFE ENRICHMENT COMMITTEE FOR THE CITY OF IRONWOOD

- WHEREAS, we who live in Ironwood and the surrounding area are blessed with an abundance of natural resources conducive to year-round recreation; and
- WHEREAS, human nature is such that to have a truly full life, physical, artistic, dramatic, literary and cultural enjoyment is essential; and
- WHEREAS, we also have many historically significant sites and events that are important to our residents and should be passed on to those who follow; and
- WHEREAS, many commercial services have been created in the recreation field, and many public-spirited citizens have joined together to foster wholesome and enjoyable sports and recreation facilities and activities; and
- WHEREAS, this large diversity of action cannot be fully supported from the resources available to the City Government, but demonstrates that there are needs or demands in this area of life that the citizens feel important, and thus are worth consideration and planning; and
- WHEREAS, there is no single group to coordinate the recreation and life-enrichment aspects of our community life.
- NOW, THEREFORE, BE IT RESOLVED: That the City Commission hereby creates a Recreation and Life-Enrichment Committee as follows:
- RECREATION AND LIFE-ENRICHMENT COMMITTEE**
- PURPOSE: To analyze, plan, and recommend procedures affecting the recreational, cultural, and life-enrichment aspects of community life;
- To maintain the city's Recreation Plan;
- To help coordinate activities of the various groups working in this area so as to encourage initiative, but also to make the best use of the limited resources available, bearing in mind the needs of the residents and the appeal of the activities to tourists and other visitors to the area.
- GOALS: Provide: (1) Advice to the City Commission,
(2) Coordination among providers of cultural and recreational opportunities and
(3) Planning to maintain and improve the quality-of-life in the community.
- OBJECTIVES: (1) Analyze recreational and cultural programs, to determine opportunities for reducing costs and improving services, through cooperation, sharing, scheduling, etc.
(2) Review requests from organizations for financial and other assistance by the City. Recommend to the Planning Commission, City Manager, and City Commission equitable budget allocations, within overall limits prescribed by them.
(3) Prepare Draft City Recreation and Cultural Plan for consideration by the Planning Commission. Annually review the Plan and suggest revisions to the Planning Commission.
- (Note: The Goals and Objectives are expected to change with the times. Such changes should be discussed and agreed upon by the Committee and the Planning and City Commissions.)

NOVEMBER 9, 1987 Page-103-

SCOPE: Geographic/Social

Ironwood and nearby Communities are interdependent. Together they form a social unit. While the primary recipients of City programs must be City residents, integration with the adjacent populations is desired.

Recreational and cultural activities are important factors in our tourist economy, therefore, the provision of opportunities for visitors is also within the scope of this Committee.

Activities

All recreation, social, and cultural activities conducted, aided or encouraged by the City may properly be considered within the purview of this Committee.

COMPOSITION

The committee shall consist of nine members appointed by the Mayor with confirmation by the City Commission for three-year renewable terms. The initial appointment will be of three for one year, three for two years, and three for three years. The terms will commence with confirmation of appointment, and terminate on July 1.

At the first meeting in July of each year the committee shall elect a chairperson, who shall perform the duties normally assigned to that office; a vice-chairperson to serve in the absence of the chairperson; and a secretary. The terms of the officers shall be for one year, or until a successor is elected.

The quorum of the committee shall be five members.

Members appointed to the committee will be those who are actively engaged in recreation and cultural activities in the Ironwood area. No more than three shall be non-residents of Ironwood.

Members shall serve without pay, except that out-of-pocket expenses for committee business may be reimbursed; requests are to be submitted to the City Manager. Requests for city funds for the committee's activities must be submitted with the plans and recommendations for the budget deliberations.

In case of resignation or disability of a member, the Mayor will appoint a replacement for the remainder of the term.

GENERAL PROCEDURES

The committee is responsible for the Recreation Plan, keeping it current, and adjusting it as necessary because of Planning and City Commission decisions.

The committee's plans and recommendations are to be furnished to the Planning Commission for inclusion in its decisions, plans, and recommendations to the City Commission. To accomplish this, revisions of short-term plans and/or programs should be forwarded to the Planning Commission by its January meeting each year, permitting time for discussion before that group must submit its recommendations to the staff for budget deliberations.

The committee is expected to solicit ideas and suggestions from the general public and groups organized for specific activities, and to consider all such input in developing plans to coordinate and guide group and municipal activities.

As most of the tourist-attracting features to the area are not within the city limits, and those running them are not residents of Ironwood, it is vital to the success of this committee that contacts be made and maintained with those groups, and information obtained also be considered.

November 9, 1987 Page-104-

Copies of the minutes of the Committee will be forwarded to the City Manager for reproduction and dissemination to the Planning and City Commissions. Requests for administrative and logistical support will be forwarded to the City Manager.

AYES: Commissioners Best, Carlson, Demasi, Lamb, Maki, Peterson, and

Mayor Lorenson

NAYES: None

ATTEST:

Anita E. Zak, City Clerk

jtz

I, Anita E. Zak, the duly appointed City Clerk of the City of Ironwood, Michigan, do hereby certify that the foregoing is a true copy of a Resolution adopted by the City Commission of the City of Ironwood at a meeting held on November 9, 1987.


Anita E. Zak, City Clerk

NOTICE OF PARKS & TRAILS USER SUMMIT

DAILY GLOBE

Daily Globe, Inc.
118 E. McLeod Avenue ~ Ironwood, MI 49938
906-932-2211 Fax 906-932-5358

PROOF OF PUBLICATION
STATE OF MICHIGAN – COUNTY OF GOGEBIC




Marissa Casari being duly sworn says: I am the Legal Advertising Representative of The Daily Globe, a newspaper published and circulated in Gogebic and Ontonagon Counties. The Annexed is a printed copy of a notice which was published in said paper on the following date(s):

December 1, 2018



Subscribed and sworn to before me
This 1st day of December 2018



Jennifer Louise Kallas
Gogebic County, Acting in Gogebic County

My commission expires 09-19-2020

JENNIFER LOUISE KALLAS
Notary Public, State of Michigan
County of Gogebic
My commission expires
September 19, 2020
Acting in the County of Gogebic

NOTICE OF THE DRAFT PLAN FOR PUBLIC REVIEW AND COMMENT

Dec 14, 2018 - Globe

19, at 11 a.m., preceded by visitation at 9:30 a.m., at All Saints Lutheran Church, 1202 Putnam St., in Wakefield, with the Rev. Bill Jacobson officiating.

Lakeside Memorial Chapel Inc., Wakefield, is in charge of the arrangements.

Rochelle Gustafson

KIMBALL, Wis. — Rochelle Gustafson, 60, peacefully passed away at her home on Dec. 12, 2018. She will be cremated and a celebration of life will be held in July 2019. Further details are pending.

*For reprints or lamination services,
contact the Daily Globe at 906-932-2211*



IRONWOOD
MICHIGAN | Find Your North

PUBLIC NOTICE of City of Ironwood Park and Recreation Plan Availability

Notice is hereby given that a draft of the City of Ironwood Park and Recreation Plan is available for public inspection and comment on the project website at <http://kvisit.com/Oq/h9MD> and in the Clerk's office at the Memorial Building at 213 S. Marquette St., Ironwood, MI 49938.

Thank You, Jack Frost Festival Supporters

much different conversation here right now," he said at a news conference hours after the shooting. Bursten did not identify that caller.

No officers and no one else at the school were injured during the shooting in Richmond, which is near the Indiana-Ohio state line about 60 miles east of Indianapolis. The school has about 650 students

dium-item that police and school officials were notified that an armed person was heading to the school with the intention of hurting people.

Branum said the boy eventually ended up on the second floor of the school's south stairwell, where there was an exchange of gunfire before the teen took his own life.

Bursten declined to

The Palladium-Item reported that Indiana State troopers and officers with the federal Bureau of Alcohol, Tobacco, Firearms and Explosives had gathered at a residence in Richmond believed to be the boy's home. Crime-scene tape surrounded the front yard, which had an inflatable Santa and reindeer outside.

By 9 a.m., Richmond Community Schools had

"did everything right today."


But he called the shooting "yet another example of gun irresponsibility, poor mental health awareness and access" that too often leads to youths committing school shootings.

"This is only going to continue until concrete action is taken so that guns do not fall into the hands of our kids," Snow said.

Janet Jackson, Def Leppard, Nicks join Rock Hall of Fame

NEW YORK (AP) — Janet Jackson joins her brother Michael and the Jackson 5 as members of the Rock and Roll Hall of Fame, earning induction on Thursday along with Stevie Nicks and the top fan vote-getter, Def Leppard.

Radiohead, the Cure, Roxy Music and the Zombies will also be ushered in next spring at the 34th induction ceremony. It will be held March 29 at Barclays Center in Brooklyn.



sion had been "highly criminal." He cited the influence of her 1986 album "Control," which he said set off the New Jack Swing trend.

"This was no one's kid sister," he wrote.

Jackson said on Thursday: "Thank you Rock and Roll Hall of Fame. I am truly honored and I am happy to be in there with my brothers."

It will be Nicks' second induction into the rock hall, since she's already there as a member of Fleetwood Mac. She launched a solo career in 1981 with her duet with the late Tom

From the Ironwood Daily Globe - December 14, 2018

NOTICE OF PUBLIC MEETING BEFORE THE PLAN'S ADOPTION

AFFP

2019*2023 Park & Rec

Affidavit of Publication

STATE OF MI }
COUNTY OF GOGEBIC } SS

January 14, 2019
Notice of Public Hearing
Ironwood City Commission


Notice is hereby given that a public hearing will be held by the Ironwood City Commission on January 28, 2019 at 5:25 p.m. at the Memorial Building at 213 S. Marquette St Ironwood MI 49938 City Commission Chambers, 2nd Floor to hear comment on the City of Ironwood 2019-2023 Park and Recreation Plan.

Marissa Casari, being duly sworn, says:


That she is a legal representative of the The Daily Globe, a daily newspaper of general circulation, printed and published in Ironwood, Gogebic County, MI; that the publication, a copy of which is attached hereto, was published in the said newspaper on the following dates:

January 14, 2019

That said newspaper was regularly issued and circulated on those dates.
SIGNED:


a legal representative

Subscribed to and sworn to me this 14th day of January 2019.


Jennifer Louise Kallas, Executive Assistant, Gogebic County, MI

My commission expires: September 19, 2020

02100117 00018877 (906) 932-5745

Mara Maher
City of Ironwood
213 S Marquette St
Ironwood, MI 49938

JENNIFER LOUISE KALLAS
Notary Public, State of Michigan
County of Gogebic
My commission expires
September 19, 2020
Acting in the County of Gogebic

COPY OF MINUTES FROM THE PUBLIC MEETING

OFFICIAL RESOLUTION OF ADOPTION BY THE GOVERNING BODY

OFFICIAL RESOLUTION OF THE PARK BOARD, RECOMENDING ADOPTION

RESOLUTION #2019-001

2019-2023 Five (5) Year Park and Recreation Plan

WHEREAS, the City of Ironwood has undertaken a Five Year Park and Recreation Plan which describes the desired actions to be taken to improve and maintain recreation facilities during the period between 2019 and 2023, and

WHEREAS, a public comment period was held from December 14, 2018 through January 14, 2019 to provide an opportunity for citizens to express opinions about all aspects of the Recreation Plan, and

WHEREAS, the City of Ironwood has developed the plan for the benefit of the entire community to assist in meeting the recreation needs of the community, and


THEREFORE BE IT FURTHER RESOLVED the Parks and Recreation Committee of the City of Ironwood recommends approval of the Parks and Recreation Plan to the City Commission as a guideline for improving recreation for the residents of the City of Ironwood.

The following aye votes were recorded: _____

5

The following nay votes were recorded: _____

0



Sam Davey III, Parks and Recreation Chair

I, Tim Erickson, the duly appointed Secretary of the Parks and Recreation Committee, Michigan, do hereby certify that the foregoing is a true copy of a Resolution adopted by the Parks and Recreation Committee of the City of Ironwood at its Regular Meeting on January 7, 2019.



Tim Erickson, Parks and Recreation Committee Secretary

LETTER TRANSMITTING ADOPTED PLAN TO COUNTY PLANNING AGENCY

LETTER TRANSMITTING ADOPTED PLAN TO REGIONAL PLANNING AGENCY

PARKS ACCESSIBILITY ASSESSMENT

City of Ironwood Parks	ADA Score
Curry Park	3
Depot Park	4
Downtown Pocket Park	4
Hiawatha Park	3
Hiawatha Rotary Skate Park	4
John Krznarich Little League Field	3
Kuitunen Park	4
Lake & Ayer Street Park	3
Lindquist Student Center	4
LL Wright High/Norrie Elementary	3
Longyear Park	3
Miners Memorial Heritage Park	2
Mount Zion Overlook Park	3
Mount Zion Recreation Complex	3
Municipal Memorial Building	4
Norrie Park	3
Pat O'Donnell Civic Center	4
Patterson Tennis Courts	4
Randa Field	3
Sleight Elementary School	3

Evaluation was completed by Michael J. D. Brown, Community Development Director

The City used 2010 ADA Standards for Accessible Design to perform the evaluation. As
park improvements occur the City will evaluate the needs for ADA improvements and how it can become more
ADA compliant. Scoring Criteria
Meets 2010 ADA Standards for Accessible Design 1 = none, 2 = some, 3 = most, 4 = all, 5 = meets Principles of
Universal Design

DESCRIPTION OF THE PUBLIC INPUT PROCESS

ANNUAL PARKS & TRAILS USER SUMMIT

On Wednesday, December 12, 2018, the City of Ironwood held its annual Parks & Trails User Summit at the City of Ironwood Memorial Building. This summit provided an opportunity for trail and park users as well as trail and park volunteer groups to shape the future of parks and trails in the City. The City will be holding these summits on an annual basis in order to gather information and the desires of user groups and the general public.

PARKS & RECREATION PLAN AVAILABILITY

Between December 14, 2018 and January 28, 2019, the City of Ironwood provided the draft 2019 - 2023 Parks & Recreation Plan to the public on the City website as well as hard copies available in the City Clerks Office.

PUBLIC HEARING

On January 28, 2019, the City of Ironwood held a public hearing to give the public the opportunity to make comment on the draft 2019 - 2023 Parks and Recreation Plan.

Proceedings of the Ironwood City Commission Meeting

A Regular Meeting of the Ironwood City Commission was held on Monday, January 14, 2019 at 5:30 P.M. in the City Commission Chambers, Second Floor of the Municipal Memorial Building in the City of Ironwood.

A. Mayor Burchell called the regular meeting to order at 5:30 P.M.

B. Recording of the Roll.

PRESENT: Commissioner Cayer, Corcoran, Mildren, Semo, and Mayor Burchell.
ABSENT: None.

C. Approval of the Consent Agenda.*

*1) Approval of Minutes – Regular City Commission Meeting Minutes of December 26th.

*2) Review and Place on File:

- a. Park and Recreation Committee Meeting Minutes of December 3rd.
- b. Planning Commission Meeting Minutes of December 6th.

Motion was made by Corcoran, seconded by Cayer to approve the consent agenda as presented. Unanimously passed by roll call vote.

D. Approval of the Agenda

Motion was made by Corcoran, seconded by Cayer and carried to approve the agenda as presented.

E. Review and Place on File:

1. Revenue & Expenditure Report.
2. Cash and Investment Summary Report.

Motion was made by Corcoran, seconded by Cayer and carried to receive and place on file the Revenue & Expenditures Report for the month ending December 31, 2018 and the Cash Summary Report month ending December 31, 2018.

F. Citizens wishing to address the Commission on Items on the Agenda. (Three Minute Limit).

There were none.

G. Citizens wishing to address the Commission on Items not on the Agenda (Three Minute Limit)

Randall Kashich, of 324 Lake Ave. expressed his dismay with Officer Colassaco for having his car towed. Mr. Kashich noted four (4) other vehicles were towed that evening.

OLD BUSINESS

H. Discuss and Consider approving change Order #1 for the 2018 Local Street Paving Project.

***Motion** was made by Mildren, seconded by Semo to approve Change Order #1 for the 2018 Local Street Paving Project. Unanimously passed by roll call vote.*

I. Discuss and Consider authorizing Pay Application #3 (FINAL) to Northwoods Paving for the 2018 Local Street Paving Project in the amount of \$104,880.93.

***Motion** was made by Corcoran, seconded by Mildren to authorize Pay Application #3 (FINAL) to Northwoods Paving for the 2018 Local Street Paving Project in the amount of \$104,880.93. Unanimously passed by roll call vote.*

NEW BUSINESS

J. Discuss and consider Letter of Agreement with the AFSCME Union regarding the MERS Health Care Savings Program.

***Motion** was made by Semo, seconded by Corcoran to approve the Letter of Agreement with the AFSCME Union regarding the MERS Health Care Savings Program changing “salary reduction” to “leave conversion” and authorizing the Mayor, Mayor Pro tem, and City Manager to sign same. Unanimously passed by roll call vote.*

K. Discuss and consider approving amendment to the MERS Health Care Savings Program Participation Agreement, for the current division for AFSCME Union employees hired after March 1, 2004.

***Motion** was made by Mildren, seconded by Semo to approve the amendment to the MERS Health Care Savings Program Participation Agreement, for the current division for AFSCME Union employees hired after March 1, 2004. Unanimously passed by roll call vote.*

L. Discuss and consider approving amendment to the MERS Health Care Savings Program Participation Agreement, for the current division for non-union employees hired after October 31, 2009.

***Motion** was made by Semo, seconded by Mildren to approve the amendment to the MERS Health Care Savings Program Participation Agreement, for the current division for non-union employees hired after October 31, 2009. Unanimously passed by roll call vote.*

M. Discuss and Consider proposal for 2019 Country Club Road Water Line Replacement Design, Bidding and Construction Services.

Motion was made by Mildren, seconded by Corcoran to approve the proposal for the 2019 Country Club Road Water Line Replacement Design, Bidding and Construction Services. Unanimously passed by roll call vote.

N. Mayor's Appointments.

Mayor Burchell appointed Anne Davey to the expired term of Randy Korpi for a three (3) year term on the Board of Review (term expiring December 31, 2021).

Motion was made by Semo, seconded by Mildren and carried to approve the Mayor's appointment of Anne Davey for a three (3) year term on the Board of Review (term expiring December 31, 2021).

O. Manager's Report.

City Manager Scott B. Erickson verbally gave the manager's report noting the following items:

- *The area held several significant events over the past few weekends, the Snowmobile Olympus and the SISU.
- *The Red Cross Blood Drive is scheduled this Wednesday at the Memorial Building.
- *The Public Works Department will be removing snow on US2 starting Wednesday.
- *Michael O'Brien from the Dept. of Public Works recently retired and Scott Carlson was appointed the lead person of the sewer department.
- *Mallory Nelsen started as a new Public Safety Officer, she has several years of experience.
- *The previous Public Safety Director Andrew DiGiorgio will be coming back to the Director's position. Hats off to Sergeant Clemens and Sergeant Sterbenz for a great job as interim co-directors.
- *There will be an Audit Work Session before the next regular meeting on Monday, January 28th at 4:45 p.m.
- *The City of Ironwood will be gearing up for a busy 2019 Construction Season.

P. Other Matters.

Commissioner Semo requested to be excused from the next regular meeting on January 28th.

Motion was made by Corcoran, seconded by Mildren and carried to excuse Commissioner Semo from the next regular meeting on January 28th.

Commission Corcoran requested to be excused from the March 25th regular meeting.

Motion was made by Semo, seconded by Cayer and carried to excuse Commissioner Corcoran from the March 25th regular meeting.

The Mayor and the City Commission expressed how proud they are of everything everyone does in holding these great events in our community like the Snowmobile Olympus and the SISU.

Q. Adjournment

Motion was made by Semo, seconded by Corcoran and carried to adjourn the meeting at 6:00 P.M.

Annette Da Lio-Burchell, Mayor

Karen M. Gullan, City Clerk



**Proceedings of the Economic Development Corporation Meeting
Wednesday, December 5, 2018**

A Regular Meeting of the Economic Development Corporation (EDC) was held on Wednesday, December 5, 2018 at 10:00 A.M. in the Women's Club Room, Second Floor of the Municipal Memorial Building in the City of Ironwood, Michigan.

1. Chair Wyssling called the meeting to order at 10:00 a.m.
2. Recording of the Roll

MEMBER	Present		EXCUSED	NOT EXCUSED
	YES	NO		
Thorsen, Gina		X	X	
Lemke, Joseph		X	X	
Korpela, Nancy	X			
Sclafani, Velda	X			
Ramme, Dave	X			
Ruppe, Mark	X			
Schonberg, Bob		X	X	
Wyssling, John	X			
Gary Burnett		X	X	
Quorum	5	4	Quorum	

Also Present: Community Development Director Tom Bergman and Community Development Strategist Tim Erickson.

3. Approval of the November 7, 2018 Meeting Minutes:

Motion by Ramme to accept the November 7, 2018 meeting minutes. **Second** by Korpela.
Motion Carried 5 to 0.

4. Approval of the Agenda


Motion by Ramme to accept the Agenda. **Second** by Ruppe. **Motion Carried 5 to 0.**

5. Citizens wishing to address the Corporation regarding Items on the Agenda (Three-minute limit): None.
6. Citizens wishing to address the Corporation regarding items not on the Agenda (Three-minute limit): None.
7. Items for Discussion and Consideration:
 - A. Approval of the 2019 meeting schedule (Jan. 9, Feb 6, Mar. 6, Apr. 3, May 1, June5, July 3, Aug 7, Sept. 4, Oct. 2, Nov. 6, Dec. 4)
 - I. Director Bergman presented the meeting schedule.

Adjournment. **Motion** by Rupee to approve the meeting schedule. **Second** by Sclafani. **Motion Carried 5 to 0.**

- B. Redevelopment Ready Communities – Potential strategies for redevelopment.
 - I. Update on certification. – Zoning ordinance revision and Recreational Marijuana.
 1. Director Bergman stated that the marijuana law will be considered in the zoning ordinance. The Corporation discussed the marijuana law. Director Bergman presented the attached presentation.
 - II. Update on Downtown Business changes.
 1. Wyssling talked about a new business in downtown. He talked about a new business owner for Brewsters. Director Bergman talked about creating a TIF district in the downtown to help attract new development and specifically a lodging facility.
- C. Comprehensive Plan Implementation Status of Priority Action Items:
 - I. Strategy 6.2(b) Implement Endowment Fund Program for Economic Development.
 1. Update on Economic Development Organization for Region.
 - a. Director Bergman said that he is waiting on the state for some answers. He brought up the new loan program that is being offered to Gogebic County.
 2. Update on Marketing Booklet and Business Assistance Booklet.
 - a. Erickson talked about the marketing booklet and the other marketing materials purpose in attracting business and talent to the region.
 - II. Strategy 6.3(g & h) Develop/Continue a Business Incubator and Entrepreneurial Support Spaces – Update on project with GCC and Invent@NMU. (Event in Bessemer for Loan Program).
 1. Director Bergman stated that the kiosk will be in Bessemer for a month, then Wakefield and then Ironwood. Korpela talked about Gogebic Community College utilizing their commercial kitchen. Korpela talked about doing a tech center and an industrial arts center in a couple locations in our community.
 - III. Strategy 6.4 Create internship/apprenticeship program with local business to market to colleges and trade schools.
 1. Discussion of Northern Initiatives Project with GCC (survey)

- a. Director Bergman talked about a survey from GCC that will be going out to businesses.
8. Other Business: Ramme talked about the new water facility in Marenisco. Ruppe talked about the White Pine mine starting to move forward. Director Bergman talked about Highland Copper and said that he works with them regularly.
9. Next Meeting: January 9, 2019 at 10:00 a.m.
10. Adjournment. **Motion** by Ruppe to adjourn at 11:08 a.m. **Second** by Korpela. **Motion Carried 6 to 0.**



John Wyssling, President



Tim Erickson, Community Development Assistant

IRONWOOD HOUSING COMMISSION
REGULAR MEETING MINUTES
JANUARY 8, 2019
PIONEER PARK APARTMENTS – COMMUNITY ROOM
515 E. VAUGHN STREET – IRONWOOD, MI. 49938

The regular meeting of the Ironwood Housing Commission was held on January 8, 2019 in the Community Room at Pioneer Park Apartments at 515 E. Vaughn Street, Ironwood, MI. 49938. The meeting was open to the public.

Present: Annabelle O'Brien
Anne Davey
Joe Cayer, Jr.
Pat Niksich

Absent: Adrienne Chase

1. Call to Order

The meeting was called to order at 4:00 p.m. by President O'Brien, followed by the Pledge of Allegiance.

2. Approval of Minutes

Motion by Niksich, Seconded by Cayer, Jr. to approve minutes of the December 11, 2018 meeting. All approved.

3. Old Business

3.1.1 Information from Chase from the UPHO Commissioner Training-Mackinac Island (Tabled from the December 11, 2018 meeting.)

Chase provided information to the Director and the Board of Commissioners on her training that took place at Mackinac Island on the Matrix: Unlocking the Accounting Mysteries of Balance Sheets & Budgeting.

4. New Business

5. Resolution 2019-1 Approval of Anti-Bullying Policy

Motion by Cayer, Jr., Seconded by Davey to adopt Resolution 2019-1 for the Approval of the Anti-bullying Policy. All Approved.

6. HUD Capital Fund Program – Five Year Action Plan 2018-2022

Motion by Davey, Seconded by Cayer, Jr. Unanimously approved through roll call vote. To approve HUD's Capital Fund Program – Five Year Action Plan 2018-2022.

7. Audit Report for year ended June 30, 2018

Motion by Niksich, Seconded by Davey. Unanimously approved through roll call vote to accept the Ironwood Housing Commission's Audit report for year ended June 30, 2018.

8. Current Vacancy Report

The Director provided information to the Board of Commissioners on the Ironwood Housing Commissions current Vacancy listing Report for public Housing.

9. Bank Account Reconciliation Report as of November 30, 2018

The Director provided information to the Board of Commissioners for the Ironwood Housing Commissions Bank Account Reconciliation Report for the General Fund for the month ending November 30, 2018.

10. Supplementary Stmt. of Income & Expense as of Nov. 30, 2018

The Director provided information to the Board of Commissioners for the Ironwood Housing Commissions Supplementary Statement of Income for the month ending November 30, 2018. This included Revenue to Date, Expense to Date & Total Unrestricted Net Position as of November 30, 2018.

11. Current A/R Balance Report: December 2018

The Director provided information to the Board of Commissioners on the Ironwood Housing Commissions current A/R Balance Report for the month ending January 4, 2019.

12. Disbursements and Claims

13. Disbursements of Checks # 19827 – 19861

Motion by Davey, Seconded by Cayer, Jr. Unanimously approved through roll call vote.


14. Commissioners Comments – None


15. Public Comments

Norman Nelson and Rosemary Lewis questioned about the smell of marijuana in the hallways at times.

16. Adjournment

Motion by Niksich, Seconded by Cayer, Jr., Unanimously approved through roll call vote. Meeting adjourned at 4:35 p.m.


President / Vice-President


Executive Director / Secretary

Memo

To: Mayor Burchell and Commissioners
From: Dennis Hewitt
cc:
Date: January 18, 2019
Re: Updated Poverty Exemption Income limits

This is my annual request to approve a resolution for Poverty Exemptions Guidelines with the updated Federal Poverty income limits for the Board of Review to use. The State is recommending this be approved on an annual basis. If you have any question's please feel free to contact my office.

#019-002

CITY OF IRONWOOD

GUIDELINE RESOLUTION FOR POVERTY EXEMPTION

WHEREAS, the adoption of guidelines for poverty exemptions is required of the City Commission; and

WHEREAS, the principal residence of persons, who the Assessor and Board of Review determines by reason of poverty to be unable to contribute to the public charge, is eligible for exemption in whole or in part from taxation under Public Act 390 of 1994 (MCL 211.7u); and

WHEREAS, pursuant to PA 390 of 1994, the City of Ironwood, Gogebic County adopts the following guidelines for the Board of Review to implement. The guidelines shall include but not be limited to the specific income and asset levels of the claimant and all persons residing in the household, including any property tax credit returns, filed in the current or immediately preceding year;

To be eligible, a person shall do all the following on an annual basis:

1. The applicant must appeal personally, by appointment, in writing, or through an agent authorized in writing by the property owner.
2. The applicant shall complete the hardship petition form in advance of the hearing date, including a copy of the current or prior year Income Tax Returns, both Federal and Michigan, for all persons residing in the home or listed as an owner on the deed. This must include the MI1040 CR showing the homestead Property Tax Credit. Any additional information to be presented to the Board must be in writing and attached to the petition.
3. Any relief granted is a reduction over and above the \$1200 maximum Homestead Property Tax Credit granted by the State of Michigan.
4. All applications must be RECEIVED by the Assessor's office after January 1, but one day before the final published session of the Board of Review.
5. All applications shall be processed by the Assessor's office to calculate the percentage of Household Income consumed by property taxes. A hardship situation does not exist when property taxes do not exceed 5% of the household/owner adjusted income.
6. The Board of Review may require a driver's license, deed, or any form of documentation necessary for verification.
7. An explanation will be required for all household members over the age of eighteen who are not cited as contributing to the household income.
8. The property being appealed must be the applicant's Homestead (Principle Residence).

9. Poverty reductions shall not be given to the same household for more than five (5) consecutive years, or until the applicant has reached age 65, at which time the five (5) year time limitation is removed.
10. In order to qualify for consideration for a Hardship Exemption, petitioners must qualify under the most current Federal poverty guidelines as determined annually by the United States Department of Health and Human Services. The figures listed below represent the most that could have been earned by all household members in order to qualify for a Hardship Exemption at the March, July or December Boards of Review. The Board of Review may choose to waive these income requirements if a hardship applicant has experienced a recent significant change in their household income and may grant a partial exemption.

The following are the federal poverty income guidelines which are updated annually by the United States Department of Health and Human Services. The annual allowable income includes income for all persons residing in the principal residence.

Federal Poverty Guidelines for 2019 Assessments

Number of Persons Residing <u>in the Principal Residence</u>	Poverty Guidelines <u>Annual allowable income</u>
1 person	\$ 12,140
2 persons	\$ 16,460
3 persons	\$ 20,780
4 persons	\$ 25,100
5 persons	\$ 29,420
6 persons	\$ 33,740
7 persons	\$ 38,060
8 persons	\$ 42,380
Each additional person, add	\$ 4,320

11. An Asset test will be performed to determine the resources available: cash, fixed assets or other property that could be converted to cash and used to pay property taxes in the year the poverty exemption is filed. The claimants should provide a list of all assets on the application when applying for a poverty exemption.

NOW, THEREFORE, BE IT HEREBY RESOLVED that the assessor and Board of Review shall follow the above stated policy and federal guidelines in granting or denying an exemption, unless the assessor and Board of Review determines there are substantial and compelling reasons why there should be a deviation from the policy and federal guidelines and these reasons are communicated in writing to the claimant.

The foregoing resolution offered by _____ and supported by _____.

Upon roll call vote, the following voted:

Yes:

No:

Absent:

Annette Da Lio-Burchell, Mayor

STATE OF MICHIGAN)
) SS
GOGEbic COUNTY)

I hereby certify that the foregoing is a true and complete copy of a resolution adopted by the Ironwood City Commission, County of Gogebic, State of Michigan, at a regular meeting held on January 28, 2019 and that said meeting was conducted and public notice of said meeting was given pursuant to and in full compliance with the Open Meetings Act, being Act 267, Public Act of Michigan, 1967, and that the minutes of said meeting were kept and will be or have been made available as required by said act.

Karen M. Gullan, City Clerk

City of Ironwood
213 S. Marquette St.
Ironwood, MI 49938



Phone: (906) 932-5050
Fax: (906) 932-5745
www.cityofironwood.org

SUMMARY OF DECEMBER 2018 FINANCIAL REPORTS

The Revenue and Expenditure Report and the Cash and Investment Summary Report are included in the agenda packet for January 28, 2019. Following is a summary of each report.

Revenue and Expenditure Report

As of December 31, 2018, we are approximately 50% through our current fiscal year. The revenues and expenditures of most funds are in-line with this benchmark. Major Funds with large variations from the 50% benchmark (and applicable reasoning) are as follows:

1. Local Street Fund: Revenues and Expenditures at 33% - Most of the activity occurs during the winter months. This has picked up through December. Also, budgeted street maintenance projects have not started.
2. 2015 Street Bond Debt Service Fund: Expenditures at 7% - Majority of budget is the annual principal payment on the bond, which is paid in January.

Cash and Investment Summary Report

The Cash and Investment Summary Report shows the activity for the month of December, sorted by fund. Notable items are as follows:

1. HUD Fund Account: Account balance increased due to the payoff of a HUD loan. It was a balloon payment by Woodland Court Apartments on 30-year loan. The funds will be forwarded to HUD.
2. EDC – RLF (Revolving Loan Fund) Account: Account balance increased due to the payoff of a Land Contract (Estola). This loan was associated with the Spec. Building in the industrial park. The funds will be forwarded to Northern Initiatives and will be available for future loans.



This Institution is an Equal Opportunity Provider, Employer and Housing Employer/Lender



01/24/2019 02:21 PM

REVENUE AND EXPENDITURE REPORT FOR CITY OF IRONWOOD

User: PAUL

PERIOD ENDING 12/31/2018

DB: Ironwood

% Fiscal Year Completed: 50.41

		YTD BALANCE		
		2018-19	12/31/2018	% BDGT
GL NUMBER	DESCRIPTION	AMENDED BUDGET	NORMAL (ABNORMAL)	USED
Fund 101 - GENERAL FUND				
Revenues				
101-000.000-403.000	CURRENT PROPERTY TAXES	1,765,000.00	882,000.00	49.97
101-000.000-410.000	CURRENT PERSONAL PROPERTY TAX	7,000.00	0.00	0.00
101-000.000-426.000	PAYMENTS IN LIEU OF TAXES	5,000.00	0.00	0.00
101-000.000-448.000	COLLECTION FEES	60,000.00	57,029.39	95.05
101-000.000-448.002	SCHOOL TAX COL FEES	12,000.00	12,051.81	100.43
101-000.000-448.003	GOISD TAX COL FEES	3,000.00	3,043.18	101.44
101-000.000-451.000	BUSINESS LICENSES AND PERMITS	10,000.00	270.00	2.70
101-000.000-452.000	SPECIAL ASSESSMENT - AURORA LAND PLAT	0.00	608.51	100.00
101-000.000-467.000	CABLE TV FRANCHISE FEE	50,000.00	12,947.57	25.90
101-000.000-477.000	RENTAL REGISTRATION FEES	3,000.00	105.00	3.50
101-000.000-499.000	PUBLIC SAFETY REVENUES	42,500.00	29,293.96	68.93
101-000.000-499.001	SALVAGE REVENUES	3,200.00	7,918.00	247.44
101-000.000-532.000	STATE GRANTS	20,000.00	0.00	0.00
101-000.000-534.000	GRANTS - OTHER	4,500.00	3,500.00	77.78
101-000.000-573.000	LOCAL COMM. STABILIZATION SHARE APPROP	5,000.00	4,871.60	97.43
101-000.000-575.000	SALES & USE TAX-STATE	735,000.00	381,025.00	51.84
101-000.000-577.000	LIQOUR LICENSES	6,000.00	6,185.85	103.10
101-000.000-612.000	ZONING APPLICATION FEE	2,000.00	550.00	27.50
101-000.000-614.000	OTHER CHARGES/FEES	500.00	395.00	79.00
101-000.000-617.000	DEED PREPARATION FEES	1,000.00	0.00	0.00
101-000.000-619.000	MISC REC PENALTY FEE	0.00	4.99	100.00
101-000.000-625.000	BLDG INSPECTION PERMITS	7,000.00	6,068.00	86.69
101-000.000-633.000	ADMINISTRATION-WATER & SEWER	70,000.00	34,992.00	49.99
101-000.000-634.000	ADMINISTRATION-EQUIPMENT FUND	10,000.00	5,004.00	50.04
101-000.000-635.000	ADMINISTRATION-STREET FUNDS	18,000.00	9,000.00	50.00
101-000.000-636.000	MARKETING FEES - ITC	19,600.00	4,867.84	24.84
101-000.000-637.000	IWD HOUSING COMM ADMIN FEE	3,000.00	3,644.72	121.49
101-000.000-640.000	TAX/ASSESS REVENUES	2,000.00	1,140.00	57.00
101-000.000-641.000	SALE OF SURPLUS LAND	0.00	300.00	100.00
101-000.000-642.001	ORDINANCE VIOLATION FEE	5,000.00	15,125.00	302.50
101-000.000-651.000	USE AND ADMISSION FEES	500.00	1,801.93	360.39
101-000.000-651.005	DEPOT PARK FEES	200.00	70.00	35.00
101-000.000-651.006	NORRIE PARK PAVILLION RENT FEES	100.00	0.00	0.00
101-000.000-652.000	CURRY PARK FEES	12,000.00	19,424.95	161.87
101-000.000-664.000	INTEREST AND DIVIDENDS	20,000.00	66,437.34	332.19
101-000.000-667.000	RENTAL INCOME	0.00	250.00	100.00
101-000.000-668.000	RENTS-MEMORIAL BUILDING	71,200.00	37,168.02	52.20
101-000.000-670.000	RENTS GARAGE	80,400.00	40,200.00	50.00
101-000.000-671.000	RENTS OTHER CITY PROPERTY	3,800.00	4,300.00	113.16
101-000.000-674.000	BRANDING MERCHANDISE SALES	0.00	1,198.00	100.00
101-000.000-675.000	CONTRIBUTIONS AND DONATION	0.00	3,800.00	100.00
101-000.000-675.019	DONATIONS - ECONOMIC DEV	1,500.00	0.00	0.00
101-000.000-675.022	DONATIONS - MT ZION ENHANCEMENT PROJECT	0.00	5,000.00	100.00
101-000.000-689.002	USE OF RESTRICTED FUND BALANC	5,300.00	0.00	0.00
101-000.000-689.003	USE OF ASSIGNED FUND BALANCE	629,400.00	0.00	0.00
101-000.000-689.005	USE OF COMMITTED FUND BALANCE	30,000.00	0.00	0.00
101-000.000-690.001	INSURANCE CLAIMS RECEIVED	6,700.00	15,533.16	231.84
101-000.000-692.000	MISCELLANEOUS INCOME	0.00	16,305.90	100.00
101-000.000-692.002	HUNTING REGISTRATION	500.00	160.00	32.00
101-000.000-694.000	CASH OVER/SHORT	0.00	10.93	100.00
TOTAL REVENUES		3,730,900.00	1,693,601.65	45.39
Expenditures				
101.000	CITY COMMISSION	43,000.00	12,005.88	27.92
172.000	CITY MANAGER	115,600.00	48,887.12	42.29
191.000	ELECTIONS	11,000.00	6,350.56	57.73
201.000	FINANCIAL DEPT	179,300.00	83,850.09	46.77
205.000	CITY TREASURER	43,100.00	16,240.57	37.68
209.000	CITY ASSESSOR	75,500.00	35,436.26	46.94
210.000	COMPUTER/EQUIPMENT	61,500.00	32,082.49	52.17
215.000	CITY CLERK	157,900.00	70,947.48	44.93
247.000	BOARD OF REVIEW	1,400.00	287.29	20.52
249.000	BUILDING INSPECTION	52,800.00	24,726.01	46.83
265.000	MEMORIAL BUILDING	218,100.00	79,285.40	36.35
339.000	VOLUNTEER FIRE RELATED ACTIVITIES	32,800.00	1,570.36	4.79
345.000	PUBLIC SAFETY DEPARTMENT	980,200.00	443,959.58	45.29
346.000	DRUG ENFORCEMENT	7,100.00	1,767.50	24.89
400.000	COMMUNITY DEVELOPMENT	396,200.00	68,181.74	17.21
412.000	CODE ENFORCEMENT	127,300.00	54,452.90	42.78
412.003	BLIGHT GRANT	0.00	4,702.75	100.00
448.000	STREET LIGHTING	113,000.00	38,273.63	33.87
529.000	OTHER SANITATION ACTIVITIES	20,600.00	14,139.88	68.64
529.001	GAS PLANT SITE	78,700.00	4,098.28	5.21
716.000	MARKETING - ITC	19,600.00	8,763.86	44.71
751.000	PARKS MAINTENANCE	117,000.00	46,129.86	39.43

01/24/2019 02:21 PM

REVENUE AND EXPENDITURE REPORT FOR CITY OF IRONWOOD

User: PAUL

PERIOD ENDING 12/31/2018

DB: Ironwood

% Fiscal Year Completed: 50.41

GL NUMBER	DESCRIPTION	2018-19 AMENDED BUDGET	YTD BALANCE 12/31/2018 NORMAL (ABNORMAL)	% BDGT USED
Fund 101 - GENERAL FUND				
Expenditures				
751.009	MT ZION ENHANCEMENT PROJECT	5,300.00	1,399.45	26.40
851.000	INSURANCE-FRINGES-DUES	72,000.00	51,344.12	71.31
890.000	PROGRAMS	9,000.00	7,770.00	86.33
893.000	LABOR RELATIONS	9,000.00	333.50	3.71
965.000	APPROPRIATIONS TO OTHER FUNDS	783,900.00	348,742.92	44.49
TOTAL EXPENDITURES		3,730,900.00	1,505,729.48	40.36
Fund 101 - GENERAL FUND:				
TOTAL REVENUES		3,730,900.00	1,693,601.65	45.39
TOTAL EXPENDITURES		3,730,900.00	1,505,729.48	40.36
NET OF REVENUES & EXPENDITURES		0.00	187,872.17	100.00

01/24/2019 02:23 PM

REVENUE AND EXPENDITURE REPORT FOR CITY OF IRONWOOD

User: PAUL

PERIOD ENDING 12/31/2018

DB: Ironwood

% Fiscal Year Completed: 50.41

		YTD BALANCE		
		2018-19	12/31/2018	% BDGT
GL NUMBER	DESCRIPTION	AMENDED BUDGET	NORMAL (ABNORMAL)	USED
Fund 202 - MAJOR STREET FUND				
Revenues				
202-000.000-532.000	STATE GRANTS	429,000.00	0.00	0.00
202-000.000-545.000	STS ROUTINE MAINT	120,000.00	44,637.40	37.20
202-000.000-546.000	STATE GRANTS - ACT 51	594,800.00	319,589.82	53.73
202-000.000-546.001	METRO PA 48 REV	9,000.00	0.00	0.00
202-000.000-547.000	SNOW FUNDS	20,000.00	0.00	0.00
202-000.000-569.000	STATE GRANTS - OTHER	0.00	51,596.34	100.00
202-000.000-675.023	DONATIONS - IRON BELLE TRAIL	0.00	3,330.00	100.00
202-000.000-688.000	TRANSFER FROM GENERAL FUND	173,900.00	173,900.00	100.00
202-000.000-688.004	TRANSFER FROM DIDA	1,200.00	900.00	75.00
202-000.000-689.003	USE OF ASSIGNED FUND BALANCE	110,000.00	0.00	0.00
202-000.000-692.000	MISCELLANEOUS INCOME	22,000.00	5,000.00	22.73
TOTAL REVENUES		1,479,900.00	598,953.56	40.47
Expenditures				
446.000	HIGHWAY, STREETS, BRIDGES	724,800.00	385,796.87	53.23
447.001	STREETSCAPING	2,400.00	425.90	17.75
447.002	STREETSCAPING-US	500.00	0.00	0.00
447.003	STREETSCAPING-BR	8,800.00	12,761.22	145.01
485.002	TRAFFIC SIGNALS-US	1,500.00	803.91	53.59
486.001	SURFACE MAINTENANCE	213,300.00	120,486.20	56.49
486.002	SURFACE MAINTENANCE-US	10,300.00	2,212.17	21.48
486.003	SURFACE MAINTENANCE-BR	3,600.00	178.74	4.97
488.001	SWEEPING MAJOR	41,000.00	21,105.05	51.48
488.002	SWEEPING -US	5,400.00	385.32	7.14
488.003	SWEEPING -BR	1,800.00	241.40	13.41
491.001	DRAINAGE - BACKSLOPES	25,600.00	0.00	0.00
491.002	DRAINAGE AND BACKSLOPES-US	1,400.00	0.00	0.00
494.001	TRAFFIC SIGNS	14,500.00	3,221.02	22.21
494.002	TRAFFIC SIGNS-US	2,100.00	240.97	11.47
494.003	TRAFFIC SIGNS-BR	3,300.00	96.95	2.94
495.003	FLOWER BASKET WATERING-BR	6,900.00	5,671.39	82.19
497.001	WINTER MAINTENANCE	113,400.00	50,819.66	44.81
497.002	WINTER MAINTENANCE-US	35,900.00	15,882.55	44.24
497.003	WINTER MAINTENANCE-BR	24,300.00	11,395.23	46.89
498.001	SNOW HAULING	57,200.00	6,168.92	10.78
498.002	SNOW HAULING-US	21,000.00	0.00	0.00
498.003	SNOW HAULING-BR	28,200.00	8,219.58	29.15
502.000	LEAVE AND BENEFITS	61,000.00	24,932.77	40.87
503.000	GENERAL AND ADMINISTRATIVE	44,700.00	16,813.92	37.62
503.172	ADM/ CM	8,000.00	3,598.68	44.98
569.000	DEBT RETIREMENT	19,000.00	16,804.40	88.44
TOTAL EXPENDITURES		1,479,900.00	708,262.82	47.86
Fund 202 - MAJOR STREET FUND:				
TOTAL REVENUES		1,479,900.00	598,953.56	40.47
TOTAL EXPENDITURES		1,479,900.00	708,262.82	47.86
NET OF REVENUES & EXPENDITURES		0.00	(109,309.26)	100.00

01/24/2019 02:11 PM

REVENUE AND EXPENDITURE REPORT FOR CITY OF IRONWOOD

User: PAUL

PERIOD ENDING 12/31/2018

DB: Ironwood

% Fiscal Year Completed: 50.41

GL NUMBER	DESCRIPTION	2018-19 AMENDED BUDGET	YTD BALANCE 12/31/2018 NORMAL (ABNORMAL)	% BDGT USED
Fund 203 - LOCAL STREET FUND				
Revenues				
203-000.000-546.000	STATE GRANTS - ACT 51	222,000.00	120,066.45	54.08
203-000.000-546.001	METRO PA 48 REV	18,000.00	0.00	0.00
203-000.000-547.000	SNOW FUNDS	30,000.00	0.00	0.00
203-000.000-664.000	INTEREST AND DIVIDENDS	0.00	551.18	100.00
203-000.000-688.000	TRANSFER FROM GENERAL FUND	557,000.00	158,509.59	28.46
203-000.000-689.003	USE OF ASSIGNED FUND BALANCE	17,000.00	0.00	0.00
TOTAL REVENUES		844,000.00	279,127.22	33.07
Expenditures				
446.000	HIGHWAY, STREETS, BRIDGES	261,800.00	0.00	0.00
447.001	STREETSCAPING	0.00	70.38	100.00
486.001	SURFACE MAINTENANCE	122,800.00	64,300.85	52.36
488.001	SWEEPING MAJOR	9,000.00	635.78	7.06
491.001	DRAINAGE - BACKSLOPES	6,500.00	0.00	0.00
494.001	TRAFFIC SIGNS	17,500.00	4,586.76	26.21
497.001	WINTER MAINTENANCE	166,700.00	47,917.52	28.74
498.001	SNOW HAULING	28,800.00	80.58	0.28
502.000	LEAVE AND BENEFITS	62,500.00	24,914.55	39.86
503.000	GENERAL AND ADMINISTRATIVE	41,900.00	17,212.18	41.08
503.172	ADM/ CM	8,500.00	3,598.62	42.34
569.000	DEBT RETIREMENT	118,000.00	115,810.00	98.14
TOTAL EXPENDITURES		844,000.00	279,127.22	33.07
Fund 203 - LOCAL STREET FUND:				
TOTAL REVENUES		844,000.00	279,127.22	33.07
TOTAL EXPENDITURES		844,000.00	279,127.22	33.07
NET OF REVENUES & EXPENDITURES		0.00	0.00	0.00

01/24/2019 02:25 PM
 User: PAUL
 DB: Ironwood

REVENUE AND EXPENDITURE REPORT FOR CITY OF IRONWOOD
 PERIOD ENDING 12/31/2018
 % Fiscal Year Completed: 50.41

GL NUMBER	DESCRIPTION	2018-19	YTD BALANCE	% BDGT USED
		AMENDED BUDGET	12/31/2018 NORMAL (ABNORMAL)	
Fund 216 - VOLUNTEER FIRE DEPARTMENT				
000.000 - REVENUE		3,100.00	81.60	2.63
TOTAL REVENUES		3,100.00	81.60	2.63
339.000 - VOLUNTEER FIRE RELATED ACTIVITIES		3,100.00	161.00	5.19
TOTAL EXPENDITURES		3,100.00	161.00	5.19
Fund 216 - VOLUNTEER FIRE DEPARTMENT:				
TOTAL REVENUES		3,100.00	81.60	2.63
TOTAL EXPENDITURES		3,100.00	161.00	5.19
NET OF REVENUES & EXPENDITURES		0.00	(79.40)	100.00

01/24/2019 02:25 PM
User: PAUL
DB: Ironwood

REVENUE AND EXPENDITURE REPORT FOR CITY OF IRONWOOD
PERIOD ENDING 12/31/2018
% Fiscal Year Completed: 50.41

GL NUMBER	DESCRIPTION	2018-19 AMENDED BUDGET	YTD BALANCE 12/31/2018 NORMAL (ABNORMAL)	% BDGT USED
Fund 271 - LIBRARY FUND				
000.000 - REVENUE		146,900.00	70,326.94	47.87
	TOTAL REVENUES	146,900.00	70,326.94	47.87
790.000 - LIBRARY		146,900.00	68,578.46	46.68
	TOTAL EXPENDITURES	146,900.00	68,578.46	46.68
Fund 271 - LIBRARY FUND:				
TOTAL REVENUES		146,900.00	70,326.94	47.87
TOTAL EXPENDITURES		146,900.00	68,578.46	46.68
NET OF REVENUES & EXPENDITURES		0.00	1,748.48	100.00

01/24/2019 02:25 PM
User: PAUL
DB: Ironwood

REVENUE AND EXPENDITURE REPORT FOR CITY OF IRONWOOD
PERIOD ENDING 12/31/2018
% Fiscal Year Completed: 50.41

GL NUMBER	DESCRIPTION	2018-19 AMENDED BUDGET	YTD BALANCE 12/31/2018 NORMAL (ABNORMAL)	% BDGT USED
Fund 352 - 2015 STREET BOND DEBT SERVICE FUND				
000.000 - REVENUE		179,000.00	94,637.16	52.87
TOTAL REVENUES		179,000.00	94,637.16	52.87
557.000 - ADMINISTRATION & OVERHEAD		4,000.00	56.48	1.41
569.000 - DEBT RETIREMENT		175,000.00	12,726.25	7.27
TOTAL EXPENDITURES		179,000.00	12,782.73	7.14
Fund 352 - 2015 STREET BOND DEBT SERVICE FUND:				
TOTAL REVENUES		179,000.00	94,637.16	52.87
TOTAL EXPENDITURES		179,000.00	12,782.73	7.14
NET OF REVENUES & EXPENDITURES		0.00	81,854.43	100.00

01/24/2019 02:25 PM
User: PAUL
DB: Ironwood

REVENUE AND EXPENDITURE REPORT FOR CITY OF IRONWOOD
PERIOD ENDING 12/31/2018
% Fiscal Year Completed: 50.41

GL NUMBER	DESCRIPTION	2018-19 AMENDED BUDGET	YTD BALANCE 12/31/2018 NORMAL (ABNORMAL)	% BDGT USED
Fund 401 - MEMORIAL BUILDING DEBT SERVICE FUND				
000.000 - REVENUE		2,000.00	35.31	1.77
TOTAL REVENUES		2,000.00	35.31	1.77
145.000 - BUILDING FUND		2,000.00	0.00	0.00
TOTAL EXPENDITURES		2,000.00	0.00	0.00
Fund 401 - MEMORIAL BUILDING DEBT SERVICE FUND:				
TOTAL REVENUES		2,000.00	35.31	1.77
TOTAL EXPENDITURES		2,000.00	0.00	0.00
NET OF REVENUES & EXPENDITURES		0.00	35.31	100.00

01/24/2019 02:25 PM
User: PAUL
DB: Ironwood

REVENUE AND EXPENDITURE REPORT FOR CITY OF IRONWOOD
PERIOD ENDING 12/31/2018
% Fiscal Year Completed: 50.41

GL NUMBER	DESCRIPTION	2018-19 AMENDED BUDGET	YTD BALANCE 12/31/2018 NORMAL (ABNORMAL)	% BDGT USED
Fund 493 - EDC - RLF				
000.000 - REVENUE		71,200.00	0.00	0.00
	TOTAL REVENUES	71,200.00	0.00	0.00
557.000 - ADMINISTRATION & OVERHEAD		71,200.00	12.53	0.02
	TOTAL EXPENDITURES	71,200.00	12.53	0.02
Fund 493 - EDC - RLF:				
TOTAL REVENUES		71,200.00	0.00	0.00
TOTAL EXPENDITURES		71,200.00	12.53	0.02
NET OF REVENUES & EXPENDITURES		0.00	(12.53)	100.00

01/24/2019 02:25 PM
User: PAUL
DB: Ironwood

REVENUE AND EXPENDITURE REPORT FOR CITY OF IRONWOOD
PERIOD ENDING 12/31/2018
% Fiscal Year Completed: 50.41

GL NUMBER	DESCRIPTION	2018-19 AMENDED BUDGET	YTD BALANCE 12/31/2018 NORMAL (ABNORMAL)	% BDGT USED
Fund 593 - CIVIC CENTER				
000.000 - REVENUE		197,100.00	122,562.21	62.18
	TOTAL REVENUES	197,100.00	122,562.21	62.18
805.000 - CIVIC CENTER		197,100.00	87,468.52	44.38
	TOTAL EXPENDITURES	197,100.00	87,468.52	44.38
Fund 593 - CIVIC CENTER:				
TOTAL REVENUES		197,100.00	122,562.21	62.18
TOTAL EXPENDITURES		197,100.00	87,468.52	44.38
NET OF REVENUES & EXPENDITURES		0.00	35,093.69	100.00

01/24/2019 02:25 PM
 User: PAUL
 DB: Ironwood

REVENUE AND EXPENDITURE REPORT FOR CITY OF IRONWOOD
 PERIOD ENDING 12/31/2018
 % Fiscal Year Completed: 50.41

GL NUMBER	DESCRIPTION	2018-19 AMENDED BUDGET	YTD BALANCE 12/31/2018		% BDGT USED
			NORMAL	(ABNORMAL)	
Fund 640 - EQUIPMENT FUND					
000.000 - REVENUE		738,800.00	317,552.08		42.98
TOTAL REVENUES		738,800.00	317,552.08		42.98
557.000 - ADMINISTRATION & OVERHEAD		363,000.00	96,239.70		26.51
557.172 - ADM/ CM		2,700.00	1,199.58		44.43
895.000 - DIRECT EQUIPMENT EXPENSE		229,100.00	80,410.96		35.10
896.000 - DEPRECIATION		144,000.00	71,537.46		49.68
TOTAL EXPENDITURES		738,800.00	249,387.70		33.76
Fund 640 - EQUIPMENT FUND:					
TOTAL REVENUES		738,800.00	317,552.08		42.98
TOTAL EXPENDITURES		738,800.00	249,387.70		33.76
NET OF REVENUES & EXPENDITURES		0.00	68,164.38		100.00

01/24/2019 02:25 PM

REVENUE AND EXPENDITURE REPORT FOR CITY OF IRONWOOD

User: PAUL

PERIOD ENDING 12/31/2018

DB: Ironwood

% Fiscal Year Completed: 50.41

GL NUMBER	DESCRIPTION	2018-19 AMENDED BUDGET	YTD BALANCE 12/31/2018 NORMAL (ABNORMAL)	% BDGT USED
Fund 675 - WATER UTILITY FUND				
000.000 - REVENUE		2,679,500.00	1,227,968.82	45.83
TOTAL REVENUES		2,679,500.00	1,227,968.82	45.83
521.000 - GARBAGE COLLECTION		410,500.00	204,088.62	49.72
537.000 - MDEQ GRANT - DISTRIBUTION INVENTORY		79,900.00	32,011.95	40.07
537.001 - MDEQ GRANT - ASSET MANAGEMENT PROGRAM		170,100.00	58,164.25	34.19
537.002 - MDEQ GRANT - SERVICE LINE CONSTRUCTION		219,000.00	148,559.06	67.84
550.000 - WELLS		10,000.00	8,275.00	82.75
551.000 - PUMPING		421,100.00	129,747.30	30.81
551.002 - PUMPING - EMERGENCY RESPONSE		0.00	7,063.52	100.00
553.000 - TRANSMISSION AND DISTRIBUTION		368,700.00	121,027.00	32.83
553.001 - TRANSMISSION AND DIST - WATER BREAKS		29,000.00	13,751.67	47.42
553.002 - TRANSMISSION AND DIST - EMERGENCY RESP.		0.00	81,331.70	100.00
554.000 - METER SETS, REMOVALS & REPAIRS		85,300.00	34,796.43	40.79
556.000 - CUSTOMER ACCOUNTING & COLLECT		91,800.00	42,893.37	46.72
557.000 - ADMINISTRATION & OVERHEAD		431,800.00	125,503.67	29.07
557.172 - ADM/ CM		9,300.00	3,598.59	38.69
896.000 - DEPRECIATION		353,000.00	176,174.70	49.91
TOTAL EXPENDITURES		2,679,500.00	1,186,986.83	44.30
Fund 675 - WATER UTILITY FUND:				
TOTAL REVENUES		2,679,500.00	1,227,968.82	45.83
TOTAL EXPENDITURES		2,679,500.00	1,186,986.83	44.30
NET OF REVENUES & EXPENDITURES		0.00	40,981.99	100.00

01/24/2019 02:25 PM

REVENUE AND EXPENDITURE REPORT FOR CITY OF IRONWOOD

User: PAUL

PERIOD ENDING 12/31/2018

DB: Ironwood

% Fiscal Year Completed: 50.41

GL NUMBER	DESCRIPTION	2018-19 AMENDED BUDGET	YTD BALANCE		% BDGT USED
			12/31/2018		
			NORMAL	(ABNORMAL)	
Fund 676 - SEWER UTILITY FUND					
000.000 - REVENUE		2,045,000.00	1,015,309.67		49.65
TOTAL REVENUES		2,045,000.00	1,015,309.67		49.65
554.000 - METER SETS, REMOVALS & REPAIRS		84,400.00	33,832.55		40.09
556.000 - CUSTOMER ACCOUNTING & COLLECT		99,300.00	41,076.87		41.37
557.000 - ADMINISTRATION & OVERHEAD		308,700.00	112,487.64		36.44
557.172 - ADM/ CM		9,300.00	3,598.65		38.70
560.000 - COLLECTION & TRANSMISSION		570,300.00	271,814.74		47.66
571.000 - OM & R-WASTEWATER		720,000.00	356,987.28		49.58
572.000 - CAPITAL - WASTEWATER		253,000.00	126,250.80		49.90
TOTAL EXPENDITURES		2,045,000.00	946,048.53		46.26
Fund 676 - SEWER UTILITY FUND:					
TOTAL REVENUES		2,045,000.00	1,015,309.67		49.65
TOTAL EXPENDITURES		2,045,000.00	946,048.53		46.26
NET OF REVENUES & EXPENDITURES		0.00	69,261.14		100.00

01/24/2019 02:25 PM
User: PAUL
DB: Ironwood

REVENUE AND EXPENDITURE REPORT FOR CITY OF IRONWOOD
PERIOD ENDING 12/31/2018
% Fiscal Year Completed: 50.41

GL NUMBER	DESCRIPTION	2018-19 AMENDED BUDGET	YTD BALANCE 12/31/2018 NORMAL (ABNORMAL)	% BDGT USED
Fund 711 - CEMETERY FUND				
000.000 - REVENUE		101,300.00	43,221.89	42.67
TOTAL REVENUES		101,300.00	43,221.89	42.67
276.000 - CEMETERY		75,100.00	30,621.89	40.77
277.000 - PERPETUAL CARE		26,200.00	12,600.00	48.09
TOTAL EXPENDITURES		101,300.00	43,221.89	42.67
Fund 711 - CEMETERY FUND:				
TOTAL REVENUES		101,300.00	43,221.89	42.67
TOTAL EXPENDITURES		101,300.00	43,221.89	42.67
NET OF REVENUES & EXPENDITURES		0.00	0.00	0.00

01/24/2019 02:25 PM
User: PAUL
DB: Ironwood

REVENUE AND EXPENDITURE REPORT FOR CITY OF IRONWOOD
PERIOD ENDING 12/31/2018
% Fiscal Year Completed: 50.41

GL NUMBER	DESCRIPTION	2018-19	YTD BALANCE	% BDGT
		AMENDED BUDGET	12/31/2018 NORMAL (ABNORMAL)	USED
Fund 899 - DOWNTOWN DEVELOPMENT AUTHORITY				
000.000 - REVENUE		17,300.00	9,840.00	56.88
TOTAL REVENUES		17,300.00	9,840.00	56.88
735.000 - DOWNTOWN DEVELOPMENT		17,300.00	8,862.18	51.23
TOTAL EXPENDITURES		17,300.00	8,862.18	51.23
Fund 899 - DOWNTOWN DEVELOPMENT AUTHORITY:				
TOTAL REVENUES		17,300.00	9,840.00	56.88
TOTAL EXPENDITURES		17,300.00	8,862.18	51.23
NET OF REVENUES & EXPENDITURES		0.00	977.82	100.00
TOTAL REVENUES - ALL FUNDS				
		6,181,900.00	2,801,535.68	46.94
TOTAL EXPENDITURES - ALL FUNDS				
		6,141,200.00	2,668,540.31	42.92
NET OF REVENUES & EXPENDITURES				
		0.00	298,625.31	100.00

CASH SUMMARY BY ACCOUNT FOR CITY OF IRONWOOD
 FROM 12/01/2018 TO 12/31/2018
 FUND: ALL FUNDS
 CASH AND INVESTMENT ACCOUNTS

Fund Account	Description	Beginning Balance 12/01/2018	Total Debits	Total Credits	Ending Balance 12/31/2018
Fund 101	GENERAL FUND				
002.000	CASH IN BANK	3,622,064.39	315,351.76	237,924.10	3,699,492.05
002.005	FIRE INSURANCE TRUST	12,541.27	18.17	0.00	12,559.44
004.003	GOG COUNTY TRIAD/PSD	491.11	0.75	0.00	491.86
014.000	INVESTMENTS - MI CLASS	503,484.75	1,032.55	0.00	504,517.30
	GENERAL FUND	4,138,581.52	316,403.23	237,924.10	4,217,060.65
Fund 203	LOCAL STREET FUND				
006.023	2012 Street Bond Debt Service	5,273.13	7.64	0.00	5,280.77
Fund 216	VOLUNTEER FIRE DEPARTMENT				
002.000	CASH IN BANK	3,578.37	14.20	0.00	3,592.57
Fund 271	LIBRARY FUND				
002.000	CASH IN BANK	188,741.34	6,033.43	9,130.14	185,644.63
014.000	INVESTMENTS - MI CLASS	45,453.94	93.22	0.00	45,547.16
	LIBRARY FUND	234,195.28	6,126.65	9,130.14	231,191.79
Fund 274	HUD FUND				
002.000	CASH IN BANK	0.00	320,000.00	0.00	320,000.00
Fund 352	2015 STREET BOND DEBT SERVICE FUND				
002.000	CASH IN BANK	175,358.46	254.30	0.00	175,612.76
Fund 401	MEMORIAL BUILDING DEBT SERVICE FUND				
002.000	CASH IN BANK	4,256.18	6.16	0.00	4,262.34
Fund 493	EDC - RLF				
002.000	CASH IN BANK	0.00	70,000.00	0.00	70,000.00
Fund 593	CIVIC CENTER				
002.000	CASH IN BANK	185,106.14	11,688.00	13,567.69	183,226.45
006.025	2013 CAP IMP BOND DEBT SERVIC	20,608.67	26.77	2,562.09	18,073.35
	CIVIC CENTER	205,714.81	11,714.77	16,129.78	201,299.80
Fund 675	WATER UTILITY FUND				
002.000	CASH IN BANK	1,010,946.29	163,132.38	127,285.25	1,046,793.42
006.007	96'99'00 BOND REDEMPTION FUND	37,279.04	54.03	0.00	37,333.07
006.015	WATER REDEMPTION (1,2,3,4)	110,581.85	241.30	0.00	110,823.15
006.016	WATER RESERVE (1,2,3,4)	195,388.38	311.36	0.00	195,699.74
	WATER UTILITY FUND	1,354,195.56	163,739.07	127,285.25	1,390,649.38
Fund 676	SEWER UTILITY FUND				
002.000	CASH IN BANK	1,292,802.33	154,138.98	122,264.42	1,324,676.89
006.018	SEWER REDEMPTION (1,2,3,4)	76,058.99	120.98	0.00	76,179.97
006.019	SEWER RESERVE (1,2,3,4)	174,832.70	263.38	0.00	175,096.08
	SEWER UTILITY FUND	1,543,694.02	154,523.34	122,264.42	1,575,952.94
Fund 680	RURAL DEV PHASE 4 PROJECT				
006.029	WATER PHASE 4 CONSTRUCTION	1,172.56	19,005.28	19,615.13	562.71
006.030	SEWER PHASE 4 CONSTRUCTION	166.57	3,901.39	3,838.50	229.46
	RURAL DEV PHASE 4 PROJECT	1,339.13	22,906.67	23,453.63	792.17
Fund 701	TRUST AND AGENCY FUND				
002.000	CASH IN BANK	36,530.20	165,289.44	10.44	201,809.20
Fund 711	CEMETERY FUND				

01/24/2019 02:03 PM
User: PAUL
DB: Ironwood

CASH SUMMARY BY ACCOUNT FOR CITY OF IRONWOOD
FROM 12/01/2018 TO 12/31/2018
FUND: ALL FUNDS
CASH AND INVESTMENT ACCOUNTS

Page: 2/2

Fund Account	Description	Beginning Balance 12/01/2018	Total Debits	Total Credits	Ending Balance 12/31/2018
002.000	CASH IN BANK	4,171.18	2,170.00	969.34	5,371.84
014.000	INVESTMENTS - MI CLASS	506,256.05	1,038.24	0.00	507,294.29
	CEMETERY FUND	510,427.23	3,208.24	969.34	512,666.13
Fund 732	POLICE & FIREMEN'S RETIREMENT				
002.000	CASH IN BANK	300,200.58	1,957.01	35,374.01	266,783.58
Fund 899	DOWNTOWN DEVELOPMENT AUTHORITY				
002.000	CASH IN BANK	17,545.14	2,380.00	1,866.04	18,059.10
	TOTAL - ALL FUNDS	8,530,889.61	1,238,530.72	574,407.15	9,195,013.18

CHECK REGISTER FOR CITY OF IRONWOOD
CHECK DATE FROM 12/01/2018 - 12/31/2018

Check Date	Check	Vendor Name	Description	Amount
Bank RIVER RIVER VALL				
12/04/2018	138477	POSTMASTER - IRONWOOD	POSTAGE	65.98
			POSTAGE	65.97
				<u>131.95</u>
12/06/2018	138478	AUTO VALUE IRONWOOD	SUPPLIES - DPW	0.00 V
			HYDRAULIC FITTING #113 VACTOR	0.00 V
				<u>0.00</u>
12/06/2018	138479	AVAYA COMMUNICATION-CIT	PHONE SYSTEM LEASE-MEM BLDG	0.00 V
12/06/2018	138480	BAKER & TAYLOR BOOKS INC	BOOKS LIBRARY	0.00 V
12/06/2018	138481	BECKER ARENA PRODUCTS, INC	MAINT SUPPLIES - CIVIC CTR	0.00 V
12/06/2018	138482	BS&A SOFTWARE, INC.	BUS LIC & TAX PROGRAM SUPPORT	0.00 V
12/06/2018	138483	CHARTER COMMUNICATIONS	PHONE - LIBRARY	0.00 V
12/06/2018	138484	DENNIS HEWITT	MILEAGE - NOV 2018	0.00 V
12/06/2018	138485	EAGLE WASTE & RECYCLING, INC -	RECYCLING - PSD	0.00 V
			RECYCLING - LIBRARY	0.00 V
			RECYCLING - MEM BLDG	0.00 V
			CURBSIDE TRASH & RECYCLING-NOV	0.00 V
			12 UNITS - SEPT 2017	0.00 V
			12 UNITS - OCT 2017	0.00 V
			12 UNITS - NOV 2017	0.00 V
			12 UNITS - DEC 2017	0.00 V
			12 UNITS - JAN 2018	0.00 V
			12 UNITS - FEB 2018	0.00 V
				<u>0.00</u>
12/06/2018	138486	ECONO SIGNS	RED POST REFLECTORS - SIGNS	0.00 V
12/06/2018	138487	G.T.C. AUTO PARTS INC	SUPPLIES - DPW	0.00 V
12/06/2018	138488	GOGEBIC COUNTY TREASURER	1/4 TRAIL LIABILITY INS COVERAGE	0.00 V
12/06/2018	138489	H & L MESABI CO	10 - 7' UNDERBODY GRADER BLADES	0.00 V
12/06/2018	138490	IMPERIAL SUPPLIES, LLC	ZIP TIES - CHRISTMAS DECORATIONS	0.00 V
12/06/2018	138491	IRONWOOD WATER & SEWER UTIL	AURE-235-01	0.00 V
			MCLW-123-01	0.00 V
			MARS-213-01	0.00 V
				<u>0.00</u>
12/06/2018	138492	ISP.COM	ANNUAL DIALUP PUMP STATION	0.00 V
12/06/2018	138493	JOHN DEERE FINANCIAL	HEATER & SOCKET & OUTLET	0.00 V
12/06/2018	138494	JOHN FABICK TRACTOR CO.	HEATER MOTOR #72	0.00 V
12/06/2018	138495	LAKES DISTRIBUTING INC	CUSTODIAL SUPPLIES - CIVIC CTR	0.00 V
			CONCESSION SUPPLIES - CIVIC CTR	0.00 V
				<u>0.00</u>
12/06/2018	138496	MICHELLE MARIE SIVULA	CUSTODIAL SERVICE-MEM BLDG	0.00 V
			CUSTODIAL SERVICE-MEM BLDG	0.00 V
				<u>0.00</u>
12/06/2018	138497	MICRO MARKETING LLC	AUDIO VISUAL - LIBRARY	0.00 V
12/06/2018	138498	MIKE'S RESTAURANT	CITY CREW MEALS	0.00 V
12/06/2018	138499	NORB'S AUTO ELECTRIC	REPAIR SHAKER MOTOR #68	0.00 V

CHECK REGISTER FOR CITY OF IRONWOOD
CHECK DATE FROM 12/01/2018 - 12/31/2018

Check Date	Check	Vendor Name	Description	Amount	
12/06/2018	138500	NORTHERN LAKES CONCRETE, INC	FLOWABLE FILL-SUFFOLK ST	0.00	V
12/06/2018	138501	NORTHSTAR EAP	EAP SERVICES - DEC	0.00	V
12/06/2018	138502	OFFICE DEPOT	TONER - DPW	0.00	V
12/06/2018	138503	RIVER VALLEY STATE BANK-CREDIT CARD	CREDIT CARD	0.00	V
12/06/2018	138504	RIVER VALLEY STATE BANK-CREDIT CARD	CREDIT CARD PAYMENT	0.00	V
12/06/2018	138505	SANTA'S WREATHS	49 - 48" DOUBLE SIDED WREATHS	0.00	V
12/06/2018	138506	TRI-STATE BUSINESS SYSTEMS INC	COPIER CONTRACT COMM DEV	0.00	V
			EXCESS COPIES - LIBRARY	0.00	V
				0.00	
12/06/2018	138507	XCEL ENERGY	GROUP WATER POWER	0.00	V
			4972 JSCKSON RD - CIVIC CTR	0.00	V
				0.00	
12/06/2018	138508	AUTO VALUE IRONWOOD	SUPPLIES - DPW	99.29	
			HYDRAULIC FITTING #113 VACTOR	13.12	
				112.41	
12/06/2018	138509	AVAYA COMMUNICATION-CIT	PHONE SYSTEM LEASE-MEM BLDG	252.00	
12/06/2018	138510	BAKER & TAYLOR BOOKS INC	BOOKS LIBRARY	100.20	
12/06/2018	138511	BECKER ARENA PRODUCTS, INC	MAINT SUPPLIES - CIVIC CTR	118.55	
12/06/2018	138512	BS&A SOFTWARE, INC.	BUS LIC & TAX PROGRAM SUPPORT	1,515.00	
12/06/2018	138513	CHARTER COMMUNICATIONS	PHONE - LIBRARY	59.97	
12/06/2018	138514	DENNIS HEWITT	MILEAGE - NOV 2018	93.20	
12/06/2018	138515	EAGLE WASTE & RECYCLING, INC -	RECYCLING - PSD	3.48	
			RECYCLING - LIBRARY	3.48	
			RECYCLING - MEM BLDG	3.48	
			CURBSIDE TRASH & RECYCLING-NOV	33,658.32	
			12 UNITS - SEPT 2017	166.20	
			12 UNITS - OCT 2017	166.20	
			12 UNITS - NOV 2017	166.20	
			12 UNITS - DEC 2017	166.20	
			12 UNITS - JAN 2018	166.20	
			12 UNITS - FEB 2018	166.20	
				34,665.96	
12/06/2018	138516	ECONO SIGNS	RED POST REFLECTORS - SIGNS	256.00	
12/06/2018	138517	G.T.C. AUTO PARTS INC	SUPPLIES - DPW	182.74	
12/06/2018	138518	GOGEBIC COUNTY TREASURER	1/4 TRAIL LIABILITY INS COVERAGE	534.75	
12/06/2018	138519	H & L MESABI CO	10 - 7' UNDERBODY GRADER BLADES	1,195.00	
12/06/2018	138520	IMPERIAL SUPPLIES, LLC	ZIP TIES - CHRISTMAS DECORATIONS	163.77	
12/06/2018	138521	IRONWOOD WATER & SEWER UTIL	AURE-235-01	66.59	
			MCLW-123-01	641.36	
			MARS-213-01	641.36	
				1,349.31	
12/06/2018	138522	ISP.COM	ANNUAL DIALUP PUMP STATION	155.40	
12/06/2018	138523	JOHN DEERE FINANCIAL	HEATER & SOCKET & OUTLET	45.11	
12/06/2018	138524	JOHN FABICK TRACTOR CO.	HEATER MOTOR #72	152.97	
12/06/2018	138525	LAKES DISTRIBUTING INC	CUSTODIAL SUPPLIES - CIVIC CTR	34.00	
			CONCESSION SUPPLIES - CIVIC CTR	329.75	
				363.75	

CHECK REGISTER FOR CITY OF IRONWOOD
CHECK DATE FROM 12/01/2018 - 12/31/2018

Check Date	Check	Vendor Name	Description	Amount
12/06/2018	138526	MICHELLE MARIE SIVULA	CUSTODIAL SERVICE-MEM BLDG	235.80
			CUSTODIAL SERVICE-MEM BLDG	235.80
				<u>471.60</u>
12/06/2018	138527	MICRO MARKETING LLC	AUDIO VISUAL - LIBRARY	29.70
12/06/2018	138528	MIKE'S RESTAURANT	CITY CREW MEALS	144.77
12/06/2018	138529	NORB'S AUTO ELECTRIC	REPAIR SHAKER MOTOR #68	125.00
12/06/2018	138530	NORTHERN LAKES CONCRETE, INC	FLOWABLE FILL-SUFFOLK ST	517.50
12/06/2018	138531	NORTHSTAR EAP	EAP SERVICES - DEC	87.50
12/06/2018	138532	OFFICE DEPOT	TONER - DPW	136.99
12/06/2018	138533	RIVER VALLEY STATE BANK-CREDIT CARD	CREDIT CARD	328.94
12/06/2018	138534	RIVER VALLEY STATE BANK-CREDIT CARD	CREDIT CARD PAYMENT	3,905.98
12/06/2018	138535	SANTA'S WREATHS	49 - 48" DOUBLE SIDED WREATHS	1,225.00
12/06/2018	138536	TRI-STATE BUSINESS SYSTEMS INC	COPIER CONTRACT COMM DEV	141.00
			EXCESS COPIES - LIBRARY	163.88
				<u>304.88</u>
12/06/2018	138537	XCEL ENERGY	GROUP WATER POWER	1,892.57
			4972 JSCKSON RD - CIVIC CTR	4,847.99
				<u>6,740.56</u>
12/11/2018	138538	POSTMASTER - IRONWOOD	POSTAGE	91.28
			POSTAGE	91.28
				<u>182.56</u>
12/14/2018	138539	44 NORTH	MONTHLY HRA,FSA & COBRA - DEC	1,081.00
12/14/2018	138540	ABELMAN CLOTHING & FOOTWEAR	CARHARTT BIB,PANT&JACKET- W.T.	436.45
12/14/2018	138541	ADVANCED DISPOSAL SERVICES	DUMPSTER SERVICE	633.01
12/14/2018	138542	AIRGAS USA, LLC	CYLINDER RENTAL - DPW	30.10
12/14/2018	138543	AL'S HEAVY TRUCK & EQUIPMENT LLC	MOUNT GRADER TIRES-#72	214.00
12/14/2018	138544	ASPIRUS CLINICS, INC	MDOT, VOL FIRE & DPW NEW-W.T.	741.00
12/14/2018	138545	AXON ENTERPRISE, INC	1 YR BODY CAM BUNDLE - PSD	12,182.40
12/14/2018	138546	BAKER & TAYLOR BOOKS INC	BOOKS LIBRARY	247.84
			BOOKS LIBRARY	72.92
				<u>320.76</u>
12/14/2018	138547	CHARTER COMMUNICATIONS	INTERNET & PHONE - PSD	575.70
12/14/2018	138548	CHIEF OIL CO	HEATING FUEL - CEMETERY	475.60
12/14/2018	138549	COMPUTER DOCTORS	COMPUTER SERVICES	1,509.52
12/14/2018	138550	CORE & MAIN LP	WATER SUPPLIES	406.75
			1" & 3/4" DRILL TAPS - WATER	816.90
				<u>1,223.65</u>
12/14/2018	138551	DAILY GLOBE	ADV PROGRAM ASSISTANT-LIBRARY	90.00
			PUBLIC NOTICES - NOV	540.00
			ADV PUBLIC SAFETY OFFICER	200.00
			REZONING 108 E ARCH- ADV	80.50
				<u>910.50</u>
12/14/2018	138552	DEAN LAW OFFICE, P.C.	LEGAL SERVICES - NOV	805.00
12/14/2018	138553	FASTENAL COMPANY	DRILL BITS - WATER	819.26

CHECK REGISTER FOR CITY OF IRONWOOD
CHECK DATE FROM 12/01/2018 - 12/31/2018

Check Date	Check	Vendor Name	Description	Amount
12/14/2018	138554	G.T.C. AUTO PARTS INC	ALTERNATOR-'09 CHEV TRUCK-PSD CORE RETURN - PSD	163.48 (30.00) <u>133.48</u>
12/14/2018	138555	GALE-CENGAGE LEARNING, INC	BOOKS LIBRARY BOOKS LIBRARY BOOKS LIBRARY BOOKS LIBRARY BOOK LIBRARY	24.80 17.60 139.15 25.59 (25.59) <u>181.55</u>
12/14/2018	138556	GALLS, LLC	UNIFORM - PSD	66.76
12/14/2018	138557	GIOVANONI TRUE VALUE HDWR	SEA FOAM & 6 GRASS CUTTING BLADES-CEM MAIL BOX LETTERS-PLOW DAMAGE	139.32 24.84 <u>164.16</u>
12/14/2018	138558	GOGEBIC-IRON WASTEWATER AUTH	WASTE WATER TREATMENT-DEC	80,539.68
12/14/2018	138559	GOSCH, GREG	UB refund for account: TAME-000104-0000-	350.00
12/14/2018	138560	GREAT LAKES TESTING INC	TEST AERIAL FIRE LADDER	1,047.50
12/14/2018	138561	HAWKINS, INC	O-RING & NOZZLE - PUMP STN CHLORINE CYLINDERS-PUMP STN POLYPHOSPHORUS - PUMP STN	191.96 1,382.25 762.87 <u>2,337.08</u>
12/14/2018	138562	IRON COUNTY MINER	30 - FROST FRIDAY POSTERS 30 - FROST FRIDAY POSTERS (REPRINT) 30 - FIRST FRIDAY POSTERS 3500 WINTER NEWSLETTER	34.50 34.50 34.50 450.00 <u>553.50</u>
12/14/2018	138563	IRONWOOD WATER & SEWER UTIL	CLEM-205-01	150.16
12/14/2018	138564	J J BROADCASTING LLC	JACKFROST GREETING	40.00
12/14/2018	138565	KENNETH D. FAHRNER	557 W FRANCIS - SEWER	1,875.00
12/14/2018	138566	KIRTLAND, ERYN	UB refund for account: OAKE-000503-0000-	404.40
12/14/2018	138567	LEAGUE OF MINNESOTA CITIES	ADV PUBLIC SAFETY OFFICER	161.00
12/14/2018	138568	LINDQUIST ELECTRIC, INC	FIRE CALK-BABY CHANGING STN-MEM BLDG	12.96
12/14/2018	138569	MAKI RONALD & PATRICIA	UB refund for account: MIDW-000360-0000-	442.65
12/14/2018	138570	MICHELLE MARIE SIVULA	CUSTODIAL SERVICE - MEM BLDG CUSTODIAL SERVICE - MEM BLDG	235.80 235.80 <u>471.60</u>
12/14/2018	138571	MILLER-BRADFORD & RISBERG, INC	COUPLERS #75 GLASS & SKID STEER #56 REPLACE JOYSTICK HANDLE #74-DPW	171.52 555.25 332.72 <u>1,059.49</u>
12/14/2018	138572	MISS DIG SYSTEM, INC.	ANNUAL MEMBERSHIP 2019	1,074.77
12/14/2018	138573	MONROE TRUCK EQUIPMENT, INC	VALVE & SPINNER #49 SANDER	139.34
12/14/2018	138574	NORB'S AUTO ELECTRIC	BATTERIES-PUMP STN BATTERIES #69 - DPW	315.90 313.90

CHECK REGISTER FOR CITY OF IRONWOOD
CHECK DATE FROM 12/01/2018 - 12/31/2018

Check Date	Check	Vendor Name	Description	Amount
			DUMP PUMP MOTOR #23	374.36
			4 STROBE LIGHTS & WIRE	347.75
			BATTERY #6 TAHOE	140.95
				<u>1,492.86</u>
12/14/2018	138575	NORTHWOODS VAC & CLEANING	CUSTODIAL SUPPLIES - MEM BLDG	104.00
			CUSTODIAL SUPPLIES - MEM BLDG	136.56
			NEW BRUSH DRIVE AUTO SCRUBBER-MEM BLDG	3,750.00
				<u>3,990.56</u>
12/14/2018	138576	PETER WHITE PUBLIC LIBRARY	BOOK - LIBRARY	54.95
12/14/2018	138577	RANGE CORP	MISS DIG - DEC	67.80
12/14/2018	138578	ROVELSKY & CO	SHIPPING CHGS HANDHELD M.R.	28.70
			SHIPPING CHGS HANDHELD M.R.	45.56
				<u>74.26</u>
12/14/2018	138579	S & M PROPERTIES, LLP	COPIER LEASE - PSD	138.32
12/14/2018	138580	SAARI'S LAWN SERVICE & PLOWING	SHOVELING - LIBRARY	20.00
			SHOVELING - LIBRARY	25.00
			SHOVELING - LIBRARY	20.00
			SHOVELING - LIBRARY	20.00
			SHOVELING - LIBRARY	25.00
			SHOVELING - LIBRARY	20.00
			SHOVELING - LIBRARY	20.00
			SHOVELING - LIBRARY	25.00
			SHOVELING - LIBRARY	20.00
			SHOVELING - LIBRARY	20.00
			SHOVELING - LIBRARY	25.00
			SHOVELING - LIBRARY	20.00
			SHOVELING - LIBRARY	20.00
			SHOVELING - LIBRARY	20.00
				<u>300.00</u>
12/14/2018	138581	THE MINING JOURNAL	ADV PUBLIC SAFETY OFFICER	75.00
12/14/2018	138582	TRI-STATE BUSINESS SYSTEMS INC	COPIER COPIES TONER -PSD	102.60
12/14/2018	138583	UNIQUE MANAGEMENT SERVICES INC	PLACEMENTS - LIBRARY	17.90
12/14/2018	138584	WHITE WATER ASSOCIATES, INC	WATER SAMPLE TESTING	102.00
			WATER SAMPLE TESTING	85.00
				<u>187.00</u>
12/14/2018	138585	XCEL ENERGY	STREET LIGHTS	5,512.98
			GROUP POWER BILL	6,217.72
				<u>11,730.70</u>
12/17/2018	138586	POSTMASTER - IRONWOOD	POSTAGE	82.78
			POSTAGE	82.77
				<u>165.55</u>
12/17/2018	138587	CASH	OTHER FRINGE BENEFITS	75.00
			OTHER FRINGE BENEFITS	75.00
			OTHER FRINGE BENEFITS	75.00

CHECK REGISTER FOR CITY OF IRONWOOD
CHECK DATE FROM 12/01/2018 - 12/31/2018

Check Date	Check	Vendor Name	Description	Amount
			OTHER FRINGE BENEFITS	75.00
			OTHER FRINGE BENEFITS	37.50
			OTHER FRINGE BENEFITS	37.50
			OTHER FRINGE BENEFITS	75.00
			OTHER FRINGE BENEFITS	37.50
			OTHER FRINGE BENEFITS	37.50
			OTHER FRINGE BENEFITS	75.00
			OTHER FRINGE BENEFITS	75.00
			OTHER FRINGE BENEFITS	37.50
			OTHER FRINGE BENEFITS	37.50
			OTHER FRINGE BENEFITS	75.00
			OTHER FRINGE BENEFITS	75.00
			OTHER FRINGE BENEFITS	75.00
			OTHER FRINGE BENEFITS	825.00
			OTHER FRINGE BENEFITS	75.00
			OTHER FRINGE BENEFITS	37.50
			OTHER FRINGE BENEFITS	37.50
			OTHER FRINGE BENEFITS	37.50
			OTHER FRINGE BENEFITS	37.50
			OTHER FRINGE BENEFITS	37.50
			OTHER FRINGE BENEFITS	37.50
			OTHER FRINGE BENEFITS	37.50
			OTHER FRINGE BENEFITS	75.00
			OTHER FRINGE BENEFITS	75.00
			OTHER FRINGE BENEFITS	75.00
			OTHER FRINGE BENEFITS	75.00
			OTHER FRINGE BENEFITS	37.50
			OTHER FRINGE BENEFITS	37.50
			OTHER FRINGE BENEFITS	37.50
			OTHER FRINGE BENEFITS	37.50
			OTHER FRINGE BENEFITS	75.00
			OTHER FRINGE BENEFITS	75.00
			OTHER FRINGE BENEFITS	75.00
			OTHER FRINGE BENEFITS	75.00
			OTHER FRINGE BENEFITS	37.50
			OTHER FRINGE BENEFITS	37.50
			OTHER FRINGE BENEFITS	37.50
			OTHER FRINGE BENEFITS	37.50
			OTHER FRINGE BENEFITS	75.00
			OTHER FRINGE BENEFITS	75.00
			OTHER FRINGE BENEFITS	600.00
				<u>3,450.00</u>
12/20/2018	138588	1000BULBS.COM	65 LED LIGHT BULBS-MEM BLDG	930.13
12/20/2018	138589	AIRGAS USA, LLC	OXYGEN & ACETYLENE-DPW	251.30
12/20/2018	138590	AMERIPRIDE LINEN & APPAREL SRV	LINEN SERVICE-MEM BLDG	100.47
12/20/2018	138591	BINZ BROS.	WELL #101 PUMP REMOVAL	2,200.00
12/20/2018	138592	BLUE CARE NETWORK OF MICHIGAN	HOSPITALIZATION - JAN 2019	20,774.30
12/20/2018	138593	BLUE CROSS,BLUE SHIELD OF MI	HOSPITALIZATION - JAN 2019	13,901.90
12/20/2018	138594	BLUE CROSS,BLUE SHIELD OF MI	HOSPITALIZATION - JAN 2019	3,101.31
12/20/2018	138595	BLUE CROSS,BLUE SHIELD OF MI	HOSPITALIZATION - JAN 2019	8,573.23
12/20/2018	138596	BRIAN ROEHM	HOSPITALIZATION - JAN 2019	500.00
12/20/2018	138597	CHARTER COMMUNICATIONS	INTERNET & PHONE - MEM BLDG	500.32
12/20/2018	138598	COLEMAN ENGINEERING CO	ASSET MANAGEMENT NOV4-DEC1,2018	13,103.50
12/20/2018	138599	CORE & MAIN LP	CLAMPS - WATER DEPT	679.46
12/20/2018	138600	CUMMINS SALES AND SERVICE	GASKETS ROCKER & LEVER COVERS	135.36
12/20/2018	138601	DELTA DENTAL OF MICHIGAN	DENTAL - JAN 2019	1,744.83
12/20/2018	138602	G.I.A.N.T.	DONATION - NORTHWOODS PAVING	1,000.00
12/20/2018	138603	G.I.A.N.T.	PURCHASE 7 - LONG RIFLES	2,659.92
12/20/2018	138604	JOHN DEERE FINANCIAL	3" REFLECT LETTERS-PLOW DAMAGE	45.13
			CREDIT 3" REFLECT LETTERS-PLOW DAMAGE	<u>(23.14)</u>
				21.99
12/20/2018	138605	KIWANIS CLUB OF IRONWOOD	QTRLY DUES-T BERGMAN	110.00

CHECK REGISTER FOR CITY OF IRONWOOD
CHECK DATE FROM 12/01/2018 - 12/31/2018

Check Date	Check	Vendor Name	Description	Amount
			QTRLY DUES-T BERGMAN	110.00
			QTRLY DUES-T BERGMAN	110.00
			QTRLY DUES-T BERGMAN	110.00
			QTRLY DUES-T BERGMAN	110.00
			QTRLY DUES-T BERGMAN	110.00
				<u>660.00</u>
12/20/2018	138606	LINDQUIST ELECTRIC, INC	2 GIF & LAMPS-MATTSONS/AL'S-DWNTWN	532.26
			DWNTWN FIRE LIGHT POLE-DEMO PROCESS	1,842.00
				<u>2,374.26</u>
12/20/2018	138607	LITTLE BEAR CONSTRUCTION, INC	WATER METER READINGS-OCT	1,398.25
			WATER METER READINGS-NOV	511.21
				<u>1,909.46</u>
12/20/2018	138608	MAKELA, POLLACK & AHONEN, PLLC	INTERIM BILLING JUNE 30 AUDIT	14,150.00
12/20/2018	138609	MI ASSOC OF MUN CLERKS	MEMBERSHIP 2019-KAREN M GULLAN	60.00
			MEMBERSHIP 2019-MARA M MAHER	60.00
				<u>120.00</u>
12/20/2018	138610	MICHELLE MARIE SIVULA	CUSTODIAL SERVICE - PSD	70.74
			CUSTODIAL SERVICE - PSD	78.60
			CUSTODIAL SERVICE - PSD	78.60
			CUSTODIAL SERVICE - PSD	78.60
			CUSTODIAL SERVICE - PSD	78.60
			CUSTODIAL SERVICE - PSD	66.81
			CUSTODIAL SERVICE - PSD	78.60
			CUSTODIAL SERVICE - PSD	62.88
			CUSTODIAL SERVICE - PSD	70.74
			CUSTODIAL SERVICE - PSD	78.60
			CUSTODIAL SERVICE - PSD	62.88
			CUSTODIAL SERVICE - PSD	66.81
			CUSTODIAL SERVICE - PSD	55.02
			CUSTODIAL SERVICE - LIBRARY	74.67
			CUSTODIAL SERVICE - LIBRARY	78.60
			CUSTODIAL SERVICE - LIBRARY	78.60
			CUSTODIAL SERVICE - LIBRARY	78.60
			CUSTODIAL SERVICE - LIBRARY	78.60
			CUSTODIAL SERVICE - LIBRARY	78.60
			CUSTODIAL SERVICE - LIBRARY	70.74
			CUSTODIAL SERVICE - LIBRARY	47.16
			CUSTODIAL SERVICE - LIBRARY	78.60
			CUSTODIAL SERVICE - LIBRARY	78.60
			CUSTODIAL SERVICE - LIBRARY	78.60
			CUSTODIAL SERVICE - LIBRARY	74.67
				<u>1,823.52</u>
12/20/2018	138611	NASI CONSTRUCTION LLC	NEW DEAD BOLT&THROW BOLT-LIBRARY	525.00
			T&M DOOR SWEEPS - LIBRARY	112.50
				<u>637.50</u>
12/20/2018	138612	NORTH AMERICAN, INC.	SERVICE CALL DOOR - DPW	279.00
			SERVICE CALL DOOR - DPW	352.00

01/21/2019 10:45 AM

User: PAUL

DB: Ironwood

CHECK REGISTER FOR CITY OF IRONWOOD
CHECK DATE FROM 12/01/2018 - 12/31/2018

Page: 8/9

Check Date	Check	Vendor Name	Description	Amount
				<u>631.00</u>
12/20/2018	138613	RAPID GRAFIKS AND SIGNS	8"X12" INFO SIGN&4"X8" TRAIL ARROW	38.00
12/20/2018	138614	SNOW COUNTRY ENTERPRISES, INC.	447 E PINE 25% PARTIAL BLIGHT GRANT	4,702.75
12/20/2018	138615	SOUTH SHORE OIL COMPANY	#2 HEATING OIL - PUMP STN	1,197.05
12/20/2018	138616	TRUCK COUNTRY OF WISC	MAINT PARTS - DPW	492.36
12/20/2018	138617	VERIZON WIRELESS	CELL PHONE BILL	1,086.87
12/20/2018	138618	WHITE WATER ASSOCIATES, INC	WATER SAMPLE TESTING	198.00
12/20/2018	138619	XCEL ENERGY	WELL #4	20.53
			111Z NORRIE PARK RD UNIT	15.85
			5788 OLD COUNTY RD	87.81
			PUMP STN & 3 WELLS	7,869.52
			219 E FREDERICK ST	120.08
			110 N LOWELL ST UNIT PAVILLON	760.98
			DWNTWN STREET LIGHTS	406.71
				<u>9,281.48</u>
12/21/2018	138620	POSTMASTER - IRONWOOD	POSTAGE - CYCLE C - WATER PORTION	88.34
			POSTAGE - CYCLE C - SEWER PORTION	88.34
				<u>176.68</u>
12/27/2018	138621	POSTMASTER - IRONWOOD	POSTAGE	92.96
			POSTAGE	92.96
				<u>185.92</u>
12/28/2018	138622	DENNIS HEWITT	GAS - OIL - DIESEL FUEL	34.34
			GAS - OIL - DIESEL FUEL	34.33
				<u>68.67</u>

RIVER TOTALS:

(30 Checks Voided)

Total of 116 Disbursements:

300,571.09

Bank RVS4C SEWER SYSTEM PHASE 4 CONSTRUCTION

12/05/2018	600028	COLEMAN ENGINEERING CO. &	PHASE 4 - SWR OCT7-NOV 3, 2018	2,304.00
			PHASE 4 - SWR SEPT 9-OCT6, 2018	1,534.50
				<u>3,838.50</u>

RVS4C TOTALS:

Total of 1 Disbursements:

3,838.50

Bank RVW4C WATER SYSTEM PHASE 4 CONSTRUCTION

Check Date	Check	Vendor Name	Description	Amount
12/05/2018	500032	COLEMAN ENGINEERING CO. &	PHASE 4 - WTR SEPT 9-OCT 6, 2018	2,696.00
			PHASE 4 - WTR OCT7-NOV 3, 2018	9,113.50
				<u>11,809.50</u>
12/05/2018	500033	RUOTSALA CONCRETE CONSTRUCTION	PHASE 4 UTILITY PROJECT	<u>7,805.63</u>
RVW4C TOTALS:				
Total of 2 Disbursements:				<u>19,615.13</u>
REPORT TOTALS:				
(30 Checks Voided)				
Total of 119 Disbursements:				324,024.72



To: Mayor Burchell and City Commission

From: Tom Bergman, Community Development Director

Date: January 15, 2019

Meeting Date: January 28, 2019

Re: Capital Improvement Plan (CIP) 2019-2025

The requirement for capital budgeting and creation of a Capital Improvement Plan (CIP) for the following six fiscal years is found in the Michigan Planning Enabling Act (Public Act 33 of 2008, as amended). Capital budgeting has two elements. The first is a Capital Improvements Plan, and the second is the incorporation of that plan into the annual budget and future budget forecasts. The Capital Improvement Plan is a six year schedule of all proposed major capital improvement projects including project priorities, costs estimates, methods of financing, and annual estimated operating and maintenance costs for the proposed projects. Each year the Capital Improvement Plan is revised for next fiscal year.

Including the Capital Improvement Plan in the annual budget, and future budget forecasts, is primarily for the purpose of adjusting the multi-year program of projects to changing needs and circumstances. It also ensures that projects proposed and planned for are actually completed. At the end of each fiscal year, the projects completed during that year are removed from the plan and an additional year's projects are added. The Capital Improvement Plan is designed to be amended on an annual basis. Projects can be added or subtracted as the needs and resources of the community adjust.

Recommendations

The Planning Commission and the Parks and Recreation Committee have reviewed the CIP and recommend adoption by the City Commission.

Capital Improvement Program

'19/'20 *thru* '24/'25

City of Ironwood, Michigan

Department Civic Center-CC
Contact Civic Center Manager
Type Infrastructure
Useful Life 20
Category Infrastructure - Parks
Priority 2 Very Important

Project # CC-15-001
Project Name Civic Center Ice Rink Boards

Account #
Account #

Total Project Cost: \$100,000

Description

Replace ice rink boards and install new boards

Justification

Out lived use

Expenditures	'19/'20	'20/'21	'21/'22	'22/'23	'23/'24	'24/'25	Total
Construction/Maintenance	100,000						100,000
Total	100,000						100,000

Funding Sources	'19/'20	'20/'21	'21/'22	'22/'23	'23/'24	'24/'25	Total
General Fund	25,000						25,000
Grant - State	75,000						75,000
Total	100,000						100,000

Budget Impact/Other

Capital Improvement Program

'19/'20 *thru* '24/'25

Department Code Enforcement-CE

City of Ironwood, Michigan

Contact Code Enforcement

Project # CE-14-001

Type Other

Project Name Demolition & Cleanup Projects-Annual

Useful Life

Category Other - Demolition

Account #

Priority 4 Less Important

Account #

Total Project Cost: \$180,000

Description

Use yearly demolition money for structure removal.

Justification

Plenty of condemnable structures in town

Expenditures	'19/'20	'20/'21	'21/'22	'22/'23	'23/'24	'24/'25	Total
Contractual Services	30,000	30,000	30,000	30,000	30,000	30,000	180,000
Total	30,000	30,000	30,000	30,000	30,000	30,000	180,000

Funding Sources	'19/'20	'20/'21	'21/'22	'22/'23	'23/'24	'24/'25	Total
General Fund	30,000	30,000	30,000	30,000	30,000	30,000	180,000
Total	30,000	30,000	30,000	30,000	30,000	30,000	180,000

Budget Impact/Other

Capital Improvement Program

'19/'20 *thru* '24/'25

City of Ironwood, Michigan

Department Code Enforcement-CE

Contact Code Enforcement

Type Equipment

Useful Life 10

Category Equipment: IT

Priority 4 Less Important

Project # CE-16-002

Project Name Code Enforcement Software

Account #

Account #

Total Project Cost: \$3,000

Description

New software that can work with other City software.

Justification

Increase efficiency

Expenditures	'19/'20	'20/'21	'21/'22	'22/'23	'23/'24	'24/'25	Total
Equip/Vehicles/Furnishings		3,000					3,000
Total		3,000					3,000

Funding Sources	'19/'20	'20/'21	'21/'22	'22/'23	'23/'24	'24/'25	Total
General Fund		3,000					3,000
Total		3,000					3,000

Budget Impact/Other

Capital Improvement Program

City of Ironwood, Michigan

'19/'20 thru '24/'25

Department Community Development-CD

Contact Community Dev Director

Project # CDD-14-004

Project Name Rental Rehab. Project

Type Building

Useful Life 10

Category Building

Priority 2 Very Important

Account #

Account #

Total Project Cost: \$750,000

Description

This is a grant program offered thru Michigan State Housing Development Authority (MSHDA) for rental unit rehabilitation in the downtown.

Justification

The program is a high priority for the City and MSHDA. This is an important part of the on-going downtown redevelopment efforts.

Expenditures	'19/'20	'20/'21	'21/'22	'22/'23	'23/'24	'24/'25	Total
Building Improvements	125,000	125,000	125,000	125,000	125,000	125,000	750,000
Total	125,000	125,000	125,000	125,000	125,000	125,000	750,000

Funding Sources	'19/'20	'20/'21	'21/'22	'22/'23	'23/'24	'24/'25	Total
Grant - Federal	93,750	93,750	93,750	93,750	93,750	93,750	562,500
Homeowner Funds	31,250	31,250	31,250	31,250	31,250	31,250	187,500
Total	125,000	125,000	125,000	125,000	125,000	125,000	750,000

Budget Impact/Other

Capital Improvement Program

'19/'20 *thru* '24/'25

Department Community Development-CD

City of Ironwood, Michigan

Contact Community Dev Director

Project # CDD-15-003

Type Building

Project Name Downtown Façade Grant CDBG

Useful Life 10

Category Building

Account #

Priority 1 Critical

Account #

Total Project Cost: \$600,000

Description

Grant to Michigan Economic Development Corporation to incentivize property owners in the DIDA District to improve the exterior of buildings; will accommodate 6 - 10 properties

Justification

This is a 50/50 grant program, with the matching portion coming from the owner of the property.

Expenditures	'19/'20	'20/'21	'21/'22	'22/'23	'23/'24	'24/'25	Total
Building Improvements	300,000	300,000					600,000
Total	300,000	300,000					600,000

Funding Sources	'19/'20	'20/'21	'21/'22	'22/'23	'23/'24	'24/'25	Total
Grant - Federal	150,000	150,000					300,000
Other	150,000	150,000					300,000
Total	300,000	300,000					600,000

Budget Impact/Other

Capital Improvement Program

'19/'20 *thru* '24/'25

Department Community Development-CD

City of Ironwood, Michigan

Contact Community Dev Director

Project # CDD-16-001

Type Other

Project Name Downtown Enhancement

Useful Life 20

Category Other - Street Signs/Furniture/

Priority 1 Critical

Account #

Account #

Total Project Cost: \$700,000

Description

Enhance the downtown by installing additional street lights, enhanced crosswalks, banners, public art / Art Park.

Justification

The downtown Blueprint identifies projects to enhance the downtown to improve the economy and cultural aspects of the community.

Expenditures	'19/'20	'20/'21	'21/'22	'22/'23	'23/'24	'24/'25	Total
Contractual Services		100,000					100,000
Professional Services		600,000					600,000
Total		700,000					700,000

Funding Sources	'19/'20	'20/'21	'21/'22	'22/'23	'23/'24	'24/'25	Total
General Fund		200,000					200,000
Grant - Federal		500,000					500,000
Total		700,000					700,000

Budget Impact/Other

Capital Improvement Program

'19/'20 thru '24/'25

Department Community Development-CD

City of Ironwood, Michigan

Contact Community Dev Director

Project # CDD-16-004

Type Infrastructure

Project Name Multi-use Trail System

Useful Life 10

Category Infrastructure - Parks

Account #

Priority 3 Important

Account #

Total Project Cost: \$600,000

Description

Provide a Multi-use/Sidewalk-Trail for residents throughout the City and bike lanes on City streets.

Justification

Trails have been identified as a high priority in the City Park Development Plan.

Expenditures	'19/'20	'20/'21	'21/'22	'22/'23	'23/'24	'24/'25	Total
Contractual Services	100,000	100,000	100,000	100,000	100,000	100,000	600,000
Total	100,000	100,000	100,000	100,000	100,000	100,000	600,000

Funding Sources	'19/'20	'20/'21	'21/'22	'22/'23	'23/'24	'24/'25	Total
General Fund	25,000	25,000	25,000	25,000	25,000	25,000	150,000
Grant - State	75,000	75,000	75,000	75,000	75,000	75,000	450,000
Total	100,000	100,000	100,000	100,000	100,000	100,000	600,000

Budget Impact/Other

Capital Improvement Program

'19/'20 *thru* '24/'25

Department Community Development-CD

City of Ironwood, Michigan

Contact Community Dev Director

Project # CDD-16-005

Type Property Acquisition

Project Name Acquisition of RR Right-of-way through City

Useful Life 20

Category Property Acquisition

Account #

Priority 2 Very Important

Account #

Total Project Cost: \$1,500,000

Description

Gain acquisition of right-a-way and land through out the city for future trail system.

Justification

Development of trail system through City to tie to County wide system based on Comprehensive Plan.

Expenditures	'19/'20	'20/'21	'21/'22	'22/'23	'23/'24	'24/'25	Total
Property Acquisition	250,000	250,000	250,000	250,000	250,000	250,000	1,500,000
Total	250,000	250,000	250,000	250,000	250,000	250,000	1,500,000

Funding Sources	'19/'20	'20/'21	'21/'22	'22/'23	'23/'24	'24/'25	Total
General Fund	62,500	62,500	62,500	62,500	62,500	62,500	375,000
Grant - State	187,500	187,500	187,500	187,500	187,500	187,500	1,125,000
Total	250,000	250,000	250,000	250,000	250,000	250,000	1,500,000

Budget Impact/Other

Capital Improvement Program

'19/'20 *thru* '24/'25

Department Community Development-CD

City of Ironwood, Michigan

Contact Community Dev Director

Project # CDD-16-006

Type Infrastructure

Project Name Depot Park Development

Useful Life 30

Category Infrastructure - Parks

Priority 2 Very Important

Account #

Account #

Total Project Cost: \$50,000

Description

The redevelopment of Depot Park includes the construction of a "trailhead" for both motorized and non-motorized regional trails, playground equipment, trail development, restrooms, pavilion, landscaping and splashpad. Many components have been completed, "Final project is splash pad"

Justification

Depot Park was identified in the Downtown Blueprint Plan as a key improvement/development to help improve Downtown Ironwood.

Expenditures	'19/'20	'20/'21	'21/'22	'22/'23	'23/'24	'24/'25	Total
Contractual Services		50,000					50,000
Total		50,000					50,000

Funding Sources	'19/'20	'20/'21	'21/'22	'22/'23	'23/'24	'24/'25	Total
General Fund		12,500					12,500
Grant - State		37,500					37,500
Total		50,000					50,000

Budget Impact/Other

\$50,000 for a splash pad

Capital Improvement Program

'19/'20 *thru* '24/'25

Department Community Development-CD

City of Ironwood, Michigan

Contact Community Dev Director

Project # CDD-16-008

Type Infrastructure

Project Name Community Gardens

Useful Life 20

Category Infrastructure - Parks

Priority 4 Less Important

Account #

Account #

Total Project Cost: \$3,500

Description

Community Gardens and Flower Gardens in Norrie Park and MMHP, etc..

Justification

Donations & Fund Raisers to beautify and make use of local parks for our residents and to attract the public to our area.

Expenditures	'19/'20	'20/'21	'21/'22	'22/'23	'23/'24	'24/'25	Total
Contractual Services	3,500						3,500
Total	3,500						3,500

Funding Sources	'19/'20	'20/'21	'21/'22	'22/'23	'23/'24	'24/'25	Total
Donations	3,500						3,500
Total	3,500						3,500

Budget Impact/Other

Capital Improvement Program

'19/'20 *thru* '24/'25

Department Community Development-CD

City of Ironwood, Michigan

Contact Community Dev Director

Project # CDD-16-009

Type Infrastructure

Project Name Mt. Zion Park

Useful Life 20

Category Infrastructure - Parks

Account #

Priority 3 Important

Account #

Description

Total Project Cost: \$5,000

"Viewing Platform completed signage kiosk coming."

Justification

Grants, local money, donations and fund raisers, to give the public a beautiful place to relax and to over look the Gogebic Range area.

Expenditures	'19/'20	'20/'21	'21/'22	'22/'23	'23/'24	'24/'25	Total
Contractual Services	5,000						5,000
Total	5,000						5,000

Funding Sources	'19/'20	'20/'21	'21/'22	'22/'23	'23/'24	'24/'25	Total
Grant - State	2,500						2,500
Donations	2,500						2,500
Total	5,000						5,000

Budget Impact/Other

\$20,000 Donated to Mt. Zion viewing Deck.
Entrance Sign Completed

Capital Improvement Program

'19/'20 *thru* '24/'25

Department Community Development-CD

City of Ironwood, Michigan

Contact Community Dev Director

Project # CDD-16-012

Type Infrastructure

Project Name Historical Neighborhood Signs

Useful Life 10

Category Other - Street Signs/Furniture/

Account #

Priority 4 Less Important

Account #

Total Project Cost: \$60,000

Description

Install signs to describe local History and Neighborhoods.

Justification

The Park & Recreation Plan has identified this as a project.

Expenditures	'19/'20	'20/'21	'21/'22	'22/'23	'23/'24	'24/'25	Total
Contractual Services	10,000	10,000	10,000	10,000	10,000	10,000	60,000
Total	10,000	10,000	10,000	10,000	10,000	10,000	60,000

Funding Sources	'19/'20	'20/'21	'21/'22	'22/'23	'23/'24	'24/'25	Total
Other	10,000	10,000	10,000	10,000	10,000	10,000	60,000
Total	10,000	10,000	10,000	10,000	10,000	10,000	60,000

Budget Impact/Other

Capital Improvement Program

'19/'20 thru '24/'25

Department Community Development-CD

City of Ironwood, Michigan

Contact Community Dev Director

Project # CDD-16-014

Type Infrastructure

Project Name Playground & Park Upgrades

Useful Life 20

Category Infrastructure - Parks

Priority 3 Important

Account #

Account #

Total Project Cost: \$300,000

Description

Update playground equipment and parks per recommendations in Comprehensive/Park Plan/Action Plan.

Justification

Comprehensive / Park Plan recommends it.

Expenditures	'19/'20	'20/'21	'21/'22	'22/'23	'23/'24	'24/'25	Total
Contractual Services	50,000	50,000	50,000	50,000	50,000	50,000	300,000
Total	50,000	50,000	50,000	50,000	50,000	50,000	300,000

Funding Sources	'19/'20	'20/'21	'21/'22	'22/'23	'23/'24	'24/'25	Total
Other	50,000	50,000	50,000	50,000	50,000	50,000	300,000
Total	50,000	50,000	50,000	50,000	50,000	50,000	300,000

Budget Impact/Other

Capital Improvement Program

'19/'20 *thru* '24/'25

Department Community Development-CD

City of Ironwood, Michigan

Contact Community Dev Director

Project # CDD-16-016

Type Infrastructure

Project Name Lighted Cross Ski Country Trail

Useful Life

Category Infrastructure - Parks

Account #

Priority 3 Important

Account #

Total Project Cost: \$150,000

Description

Lighted cross country ski trail in Miners Memorial Heritage Park (MMHP) and/or Iron Belle Trail for 3km of Trail.

Justification

Comprehensive Plan / Park Plan Recommends it.

Expenditures	'19/'20	'20/'21	'21/'22	'22/'23	'23/'24	'24/'25	Total
Contractual Services		150,000					150,000
Total		150,000					150,000

Funding Sources	'19/'20	'20/'21	'21/'22	'22/'23	'23/'24	'24/'25	Total
Grant - State		75,000					75,000
Donations		75,000					75,000
Total		150,000					150,000

Budget Impact/Other

Capital Improvement Program

'19/'20 *thru* '24/'25

Department Community Development-CD

City of Ironwood, Michigan

Contact Community Dev Director

Project # CDD-16-017

Type Infrastructure

Project Name New Parks

Useful Life 20

Category Infrastructure - Parks

Priority 2 Very Important

Account #

Account #

Total Project Cost: \$310,000

Description

Establish new parks per recommendations in Park Plan.

Justification

The Comprehensive / Park Plan Recommends it.

Expenditures	'19/'20	'20/'21	'21/'22	'22/'23	'23/'24	'24/'25	Total
Contractual Services	50,000	50,000	50,000	50,000	50,000	50,000	300,000
Professional Services	10,000						10,000
Total	60,000	50,000	50,000	50,000	50,000	50,000	310,000

Funding Sources	'19/'20	'20/'21	'21/'22	'22/'23	'23/'24	'24/'25	Total
Other	60,000	50,000	50,000	50,000	50,000	50,000	310,000
Total	60,000	50,000	50,000	50,000	50,000	50,000	310,000

Budget Impact/Other

Capital Improvement Program

'19/'20 *thru* '24/'25

Department Community Development-CD

City of Ironwood, Michigan

Contact Community Dev Director

Project # CDD-16-018

Type Infrastructure

Project Name Sidewalk Construction

Useful Life 20

Category Infrastructure - Sidewalks

Account #

Priority 2 Very Important

Account #

Total Project Cost: \$630,000

Description

Replace and install sidewalks - new sidewalk recommendations

Justification

The Comprehensive Plan recommends it.

Expenditures	'19/'20	'20/'21	'21/'22	'22/'23	'23/'24	'24/'25	Total
Contractual Services	100,000	100,000	100,000	100,000	100,000	100,000	600,000
Professional Services	5,000	5,000	5,000	5,000	5,000	5,000	30,000
Total	105,000	105,000	105,000	105,000	105,000	105,000	630,000

Funding Sources	'19/'20	'20/'21	'21/'22	'22/'23	'23/'24	'24/'25	Total
Grant	52,500	52,500	52,500	52,500	52,500	52,500	315,000
Special Assessments	52,500	52,500	52,500	52,500	52,500	52,500	315,000
Total	105,000	105,000	105,000	105,000	105,000	105,000	630,000

Budget Impact/Other

Capital Improvement Program

'19/'20 *thru* '24/'25

Department Community Development-CD

City of Ironwood, Michigan

Contact Community Dev Director

Project # CDD-17-001

Type Infrastructure

Project Name Longyear Park - Restrooms / Pavilion

Useful Life 20

Category Infrastructure - Parks

Priority 3 Important

Account #

Account #

Total Project Cost: \$65,000

Description

Added Restrooms and Pavilion to the Longyear Park for those that patron the park.

Justification

City Parks & Recreation Committee has identified this as a priority project for the community.

Expenditures	'19/'20	'20/'21	'21/'22	'22/'23	'23/'24	'24/'25	Total
Contractual Services		65,000					65,000
Total		65,000					65,000

Funding Sources	'19/'20	'20/'21	'21/'22	'22/'23	'23/'24	'24/'25	Total
General Fund		16,250					16,250
Grant - State		48,750					48,750
Total		65,000					65,000

Budget Impact/Other

Capital Improvement Program

'19/'20 *thru* '24/'25

Department Community Development-CD

City of Ironwood, Michigan

Contact Community Dev Director

Project # CDD-17-002

Type Infrastructure

Project Name Montreal River Walk Trail

Useful Life

Category Infrastructure - Parks

Account #

Priority 2 Very Important

Account #

Total Project Cost: \$250,000

Description

Develop Montreal River trail system in conjunction with Hurley & Iron County from Peterson Falls to Norrie Park.

Justification

Use of grants, donations and fund raisers to attract and provide the public with a beautiful walking trail system. Recommendations from housing and retail Target Market Analysis (TMA) to invest in Riverfront - works in conjunction with Downtown Expansion.

Expenditures	'19/'20	'20/'21	'21/'22	'22/'23	'23/'24	'24/'25	Total
Contractual Services		250,000					250,000
Total		250,000					250,000

Funding Sources	'19/'20	'20/'21	'21/'22	'22/'23	'23/'24	'24/'25	Total
Grant - State		185,000					185,000
Other		65,000					65,000
Total		250,000					250,000

Budget Impact/Other

This project would be for acquisition of property to develop the trail.

Capital Improvement Program

'19/'20 *thru* '24/'25

Department Community Development-CD

City of Ironwood, Michigan

Contact Community Dev Director

Project # CDD-17-003

Type Infrastructure

Project Name Park Location North of US2

Useful Life 20

Category Infrastructure - Parks

Account #

Priority 3 Important

Account #

Description

Total Project Cost: \$50,000

Identify, purchase land, and construct a park north of US2.

Justification

The Park & Recreation Plan identifies the need for parks north of US2, as there is only one currently.

Expenditures	'19/'20	'20/'21	'21/'22	'22/'23	'23/'24	'24/'25	Total
Contractual Services	50,000						50,000
Total	50,000						50,000

Funding Sources	'19/'20	'20/'21	'21/'22	'22/'23	'23/'24	'24/'25	Total
Grant - State	25,000						25,000
In-Kind	25,000						25,000
Total	50,000						50,000

Budget Impact/Other

Capital Improvement Program

'19/'20 *thru* '24/'25

Department Community Development-CD

City of Ironwood, Michigan

Contact Community Dev Director

Project # CDD-17-005

Type Other

Project Name Zoning Ordinance update

Useful Life 20

Category Other - Plan/Study/Ordinance

Account #

Priority 1 Critical

Account #

Total Project Cost: \$50,000

Description

Update Zoning Ordinance to become compliant with state law and comprehensive plan.

Justification

The Comprehensive Plan recommends this be done.

Expenditures	'19/'20	'20/'21	'21/'22	'22/'23	'23/'24	'24/'25	Total
Professional Services	50,000						50,000
Total	50,000						50,000

Funding Sources	'19/'20	'20/'21	'21/'22	'22/'23	'23/'24	'24/'25	Total
General Fund	30,000						30,000
Grant	20,000						20,000
Total	50,000						50,000

Budget Impact/Other

Capital Improvement Program

City of Ironwood, Michigan

'19/'20 *thru* '24/'25

Department Community Development-CD

Contact Community Dev Director

Project # CDD-17-007

Project Name Local Façade Improvement Program

Type Building

Useful Life 20

Category Building

Priority 2 Very Important

Account #

Account #

Total Project Cost: \$60,000

Description

Continue local Façade Improvement Program.

Justification

Comprehensive Plan Recommends this be done.

Expenditures	'19/'20	'20/'21	'21/'22	'22/'23	'23/'24	'24/'25	Total
Building Improvements	10,000	10,000	10,000	10,000	10,000	10,000	60,000
Total	10,000	10,000	10,000	10,000	10,000	10,000	60,000

Funding Sources	'19/'20	'20/'21	'21/'22	'22/'23	'23/'24	'24/'25	Total
General Fund	5,000	5,000	5,000	5,000	5,000	5,000	30,000
DIDA	5,000	5,000	5,000	5,000	5,000	5,000	30,000
Total	10,000	10,000	10,000	10,000	10,000	10,000	60,000

Budget Impact/Other

Capital Improvement Program

'19/'20 *thru* '24/'25

Department Community Development-CD

City of Ironwood, Michigan

Contact Community Dev Director

Project # CDD-17-009

Type Other

Project Name Neighborhood Branding

Useful Life 20

Category Other - Street Signs/Furniture/

Priority 3 Important

Account #

Account #

Total Project Cost: \$60,000

Description

Develop branding, identity and signage for downtown, industrial park, residential neighborhood.

Justification

Comprehensive Plan Strategy 6.6e - Brand and market the City of Ironwood

Expenditures	'19/'20	'20/'21	'21/'22	'22/'23	'23/'24	'24/'25	Total
Contractual Services	5,000	5,000	5,000	5,000	5,000	5,000	30,000
Equipment	5,000	5,000	5,000	5,000	5,000	5,000	30,000
Total	10,000	10,000	10,000	10,000	10,000	10,000	60,000

Funding Sources	'19/'20	'20/'21	'21/'22	'22/'23	'23/'24	'24/'25	Total
General Fund	8,000	8,000	8,000	8,000	8,000	8,000	48,000
DIDA	2,000	2,000	2,000	2,000	2,000	2,000	12,000
Total	10,000	10,000	10,000	10,000	10,000	10,000	60,000

Budget Impact/Other

Capital Improvement Program

'19/'20 *thru* '24/'25

Department Community Development-CD

City of Ironwood, Michigan

Contact Community Dev Director

Project # CDD-17-010

Type Infrastructure

Project Name Improve Norrie Park Dam

Useful Life 15

Category Infrastructure - Street/Pavemen

Account #

Priority 5 Future Consideration

Account #

Total Project Cost: \$150,000

Description

Reconstruct Norrie Park dam.

Justification

It's part of the 2017 parks action plan.

Expenditures	'19/'20	'20/'21	'21/'22	'22/'23	'23/'24	'24/'25	Total
Contractual Services			50,000	50,000	50,000		150,000
Total			50,000	50,000	50,000		150,000

Funding Sources	'19/'20	'20/'21	'21/'22	'22/'23	'23/'24	'24/'25	Total
Local Street Fund			12,500	12,500	12,500		37,500
Grant - State			37,500	37,500	37,500		112,500
Total			50,000	50,000	50,000		150,000

Budget Impact/Other

Capital Improvement Program

'19/'20 *thru* '24/'25

Department Community Development-CD

City of Ironwood, Michigan

Contact Community Dev Director

Project # CDD-17-011

Type Infrastructure

Project Name Playground Miners Memorial Heritage Park

Useful Life 30

Category Infrastructure - Parks

Account #

Priority 4 Less Important

Account #

Total Project Cost: \$50,000

Description

Construct new playground in Miners Memorial Heritage Park (MMHP)

Justification

It's a priority for 2018 park action plan

Expenditures	'19/'20	'20/'21	'21/'22	'22/'23	'23/'24	'24/'25	Total
Equipment			50,000				50,000
Total			50,000				50,000

Funding Sources	'19/'20	'20/'21	'21/'22	'22/'23	'23/'24	'24/'25	Total
General Fund			12,500				12,500
Grant - State			37,500				37,500
Total			50,000				50,000

Budget Impact/Other

Capital Improvement Program

City of Ironwood, Michigan

'19/'20 *thru* '24/'25

Department Community Development-CD

Contact Community Dev Director

Project # CDD-17-012

Project Name Playground upgrades at Hiawatha

Type Infrastructure

Useful Life 30

Category Infrastructure - Parks

Priority 4 Less Important

Account #

Account #

Total Project Cost: \$50,000

Description

Construct new playground equipment in Hiawatha Park.

Justification

It's part of the parks action plan for 2020/2021

Expenditures	'19/'20	'20/'21	'21/'22	'22/'23	'23/'24	'24/'25	Total
Equipment			50,000				50,000
Total			50,000				50,000

Funding Sources	'19/'20	'20/'21	'21/'22	'22/'23	'23/'24	'24/'25	Total
Grant - Federal			12,500				12,500
Grant - State			37,500				37,500
Total			50,000				50,000

Budget Impact/Other

Capital Improvement Program

'19/'20 *thru* '24/'25

Department Community Development-CD

City of Ironwood, Michigan

Contact Community Dev Director

Project # CDD-17-013

Type Other

Project Name US2 Entrance Monument Signs

Useful Life 20

Category Other - Street Signs/Furniture/

Account #

Priority 3 Important

Account #

Total Project Cost: \$30,000

Description

Develop two entrance signs on US2 into the City with new logo similar to the one placed on Silver and McLeod.

Justification

Comprehensive Plan Strategy 6.6e - Brand and Market the City.

Expenditures	'19/'20	'20/'21	'21/'22	'22/'23	'23/'24	'24/'25	Total
Equipment	30,000						30,000
Total	30,000						30,000

Funding Sources	'19/'20	'20/'21	'21/'22	'22/'23	'23/'24	'24/'25	Total
General Fund	30,000						30,000
Total	30,000						30,000

Budget Impact/Other

Capital Improvement Program

City of Ironwood, Michigan

'19/'20 *thru* '24/'25

Department Community Development-CD

Contact Community Dev Director

Project # CDD-18-002

Project Name Stormwater Project

Type Infrastructure

Useful Life 50

Category Infrastructure - Parks

Priority 4 Less Important

Account # 676-560-000-801-000

Account #

Total Project Cost: \$5,000

Description

Implement a stormwater demonstration project.

Justification

The Comprehensive / Park plan recommends it.

Expenditures	'19/'20	'20/'21	'21/'22	'22/'23	'23/'24	'24/'25	Total
Contractual Services			4,000				4,000
Professional Services			1,000				1,000
Total			5,000				5,000

Funding Sources	'19/'20	'20/'21	'21/'22	'22/'23	'23/'24	'24/'25	Total
Sewer Fund			5,000				5,000
Total			5,000				5,000

Budget Impact/Other

Storm water & culverts fall under sewer & transmission, this should be discussed

Capital Improvement Program

'19/'20 *thru* '24/'25

Department Community Development-CD

City of Ironwood, Michigan

Contact Community Dev Director

Project # CDD-18-004

Type Infrastructure

Project Name Little League Field Improvements

Useful Life 100

Category Infrastructure - Parks

Account #

Priority 3 Important

Account #

Description

Total Project Cost: \$50,000

Continue improvements to Little League fields. Remaining Project is Playground.

Justification

Comprehensive Plan Recommends this be done.

Expenditures	'19/'20	'20/'21	'21/'22	'22/'23	'23/'24	'24/'25	Total
Contractual Services	50,000						50,000
Total	50,000						50,000

Funding Sources	'19/'20	'20/'21	'21/'22	'22/'23	'23/'24	'24/'25	Total
Grant	25,000						25,000
Other	25,000						25,000
Total	50,000						50,000

Budget Impact/Other

Project in process as funds become available.

Capital Improvement Program

'19/'20 *thru* '24/'25

Department Community Development-CD

City of Ironwood, Michigan

Contact Community Dev Director

Project # CDD-18-005

Type Other

Project Name Art Master Plan

Useful Life 20

Category Other - Plan/Study/Ordinance

Priority 3 Important

Account #

Account #

Total Project Cost: \$20,000

Description

Develop Art Plan for the City.

Justification

Comprehensive Plan Recommends this be done.

Expenditures	'19/'20	'20/'21	'21/'22	'22/'23	'23/'24	'24/'25	Total
Professional Services		20,000					20,000
Total		20,000					20,000

Funding Sources	'19/'20	'20/'21	'21/'22	'22/'23	'23/'24	'24/'25	Total
Other		20,000					20,000
Total		20,000					20,000

Budget Impact/Other

Capital Improvement Program

'19/'20 *thru* '24/'25

Department Community Development-CD

City of Ironwood, Michigan

Contact Community Dev Director

Project # CDD-18-007

Type Other

Project Name Downtown Building Architectural Drawings Grant

Useful Life 15

Category Other - Plan/Study/Ordinance

Account #

Priority 2 Very Important

Account #

Total Project Cost: \$60,000

Description

Create a funding mechanism to encourage Downtown property owners to apply for funding through the State of Michigan.

Justification

Policy 6.1.1
Policy 6.1.5
Policy 6.1.7
Policy 6.2.1
Policy 6.2.2
Policy 6.2.5
Policy 6.3.2 of Comprehensive Plan.

Expenditures	'19/'20	'20/'21	'21/'22	'22/'23	'23/'24	'24/'25	Total
Professional Services	10,000	10,000	10,000	10,000	10,000	10,000	60,000
Total	10,000	10,000	10,000	10,000	10,000	10,000	60,000

Funding Sources	'19/'20	'20/'21	'21/'22	'22/'23	'23/'24	'24/'25	Total
General Fund	5,000	5,000	5,000	5,000	5,000	5,000	30,000
Other	2,500	2,500	2,500	2,500	2,500	2,500	15,000
DIDA	2,500	2,500	2,500	2,500	2,500	2,500	15,000
Total	10,000	10,000	10,000	10,000	10,000	10,000	60,000

Budget Impact/Other

The property owner is required to cover 25% of the cost which is indicated under the Funding Source "Other" .

Capital Improvement Program

'19/'20 *thru* '24/'25

Department Community Development-CD

City of Ironwood, Michigan

Contact Community Dev Director

Project # CDD-18-009

Type Infrastructure

Project Name Mine Shaft Fencing

Useful Life 10

Category Infrastructure - Other

Priority 2 Very Important

Account #

Account #

Total Project Cost: \$21,000

Description

Install chain link security fencing around mine shafts in the Miners Memorial Park.

Justification

Install fencing to improve safety in the park.

Expenditures	'19/'20	'20/'21	'21/'22	'22/'23	'23/'24	'24/'25	Total
Contractual Services	21,000						21,000
Total	21,000						21,000

Funding Sources	'19/'20	'20/'21	'21/'22	'22/'23	'23/'24	'24/'25	Total
General Fund	21,000						21,000
Total	21,000						21,000

Budget Impact/Other

Fencing for this project is currently budgeted.

Capital Improvement Program

'19/'20 *thru* '24/'25

Department Community Development-CD

City of Ironwood, Michigan

Contact Community Dev Director

Project # CDD-18-010

Type Demolition

Project Name Hardest Hit Blight Grant

Useful Life 20

Category Other - Demolition

Account #

Priority 1 Critical

Account #

Description

Total Project Cost: \$220,000

Remove approximately 10 blighted residential structures.

Justification

Expenditures	'19/'20	'20/'21	'21/'22	'22/'23	'23/'24	'24/'25	Total
Demolition	220,000						220,000
Total	220,000						220,000

Funding Sources	'19/'20	'20/'21	'21/'22	'22/'23	'23/'24	'24/'25	Total
MEDC Hardest Hit Blight Grant	220,000						220,000
Total	220,000						220,000

Budget Impact/Other

100% Grant Funded.
Project in process.

Capital Improvement Program

'19/'20 *thru* '24/'25

Department Community Development-CD

City of Ironwood, Michigan

Contact Community Dev Director

Project # CDD-18-011

Type Infrastructure

Project Name Update and Maintenance of Existing Trails

Useful Life 25

Category Infrastructure - Trails

Priority 3 Important

Account #

Account #

Total Project Cost: \$24,000

Description

A general maintenance fund for existing trails.

Justification

To Improve trails in the cemetery and other locations - part of Parks Action Plan.

Expenditures	'19/'20	'20/'21	'21/'22	'22/'23	'23/'24	'24/'25	Total
Contractual Services	4,000	4,000	4,000	4,000	4,000	4,000	24,000
Total	4,000	4,000	4,000	4,000	4,000	4,000	24,000

Funding Sources	'19/'20	'20/'21	'21/'22	'22/'23	'23/'24	'24/'25	Total
General Fund	4,000	4,000	4,000	4,000	4,000	4,000	24,000
Total	4,000	4,000	4,000	4,000	4,000	4,000	24,000

Budget Impact/Other

Capital Improvement Program

'19/'20 *thru* '24/'25

Department Community Development-CD

City of Ironwood, Michigan

Contact Community Dev Director

Project # CDD-19-001

Type Other

Project Name Small Area Plan

Useful Life 20

Category Other - Plan/Study/Ordinance

Account #

Priority 1 Critical

Account #

Total Project Cost: \$60,000

Description

Develop detailed plans for specific areas in the City for development/redevelopment.

Justification

Comprehensive Plan recommends this be done. This is part of the Redevelopment ready communities certification.

Expenditures	'19/'20	'20/'21	'21/'22	'22/'23	'23/'24	'24/'25	Total
Professional Services	10,000	10,000	10,000	10,000	10,000	10,000	60,000
Total	10,000	10,000	10,000	10,000	10,000	10,000	60,000

Funding Sources	'19/'20	'20/'21	'21/'22	'22/'23	'23/'24	'24/'25	Total
General Fund	10,000	10,000	10,000	10,000	10,000	10,000	60,000
Total	10,000	10,000	10,000	10,000	10,000	10,000	60,000

Budget Impact/Other

Capital Improvement Program

'19/'20 *thru* '24/'25

Department Community Development-CD

City of Ironwood, Michigan

Contact Community Dev Director

Project # CDD-19-002

Type Other

Project Name Natural Resource Plan

Useful Life 20

Category Other - Plan/Study/Ordinance

Account #

Priority 3 Important

Account #

Total Project Cost: \$20,000

Description

Prepare Natural Resource Inventory and Plan.

Justification

Comprehensive Plan Recommends this be done.

Expenditures	'19/'20	'20/'21	'21/'22	'22/'23	'23/'24	'24/'25	Total
Professional Services		20,000					20,000
Total		20,000					20,000

Funding Sources	'19/'20	'20/'21	'21/'22	'22/'23	'23/'24	'24/'25	Total
General Fund		20,000					20,000
Total		20,000					20,000

Budget Impact/Other

Capital Improvement Program

'19/'20 *thru* '24/'25

Department Community Development-CD

City of Ironwood, Michigan

Contact Community Dev Director

Project # CDD-19-003

Type Other

Project Name Potable Water Master Plan

Useful Life 20

Category Other - Plan/Study/Ordinance

Account #

Priority 1 Critical

Account #

Total Project Cost: \$500,000

Description

Prepare a Potable Water Master Plan

Justification

Comprehensive Plan Recommends this be done.

Expenditures	'19/'20	'20/'21	'21/'22	'22/'23	'23/'24	'24/'25	Total
Professional Services	500,000						500,000
Total	500,000						500,000

Funding Sources	'19/'20	'20/'21	'21/'22	'22/'23	'23/'24	'24/'25	Total
Grant	250,000						250,000
Water Fund	250,000						250,000
Total	500,000						500,000

Budget Impact/Other

Capital Improvement Program

'19/'20 *thru* '24/'25

Department Community Development-CD

City of Ironwood, Michigan

Contact Community Dev Director

Project # CDD-19-005

Type Infrastructure

Project Name Playground North of US2 and East of Lake St.

Useful Life 30

Category Infrastructure - Parks

Account #

Priority 3 Important

Account #

Description

Total Project Cost: \$50,000

Construct new Playground on East side of Lake St. and North of US 2.

Justification

Priority in Parks and rec Plan.

Expenditures	'19/'20	'20/'21	'21/'22	'22/'23	'23/'24	'24/'25	Total
Equipment	50,000						50,000
Total	50,000						50,000

Funding Sources	'19/'20	'20/'21	'21/'22	'22/'23	'23/'24	'24/'25	Total
General Fund	12,500						12,500
Grant - State	37,500						37,500
Total	50,000						50,000

Budget Impact/Other

Capital Improvement Program

'19/'20 *thru* '24/'25

Department Community Development-CD

City of Ironwood, Michigan

Contact Community Dev Director

Project # CDD-20-001

Type Property Acquisition

Project Name Parking Lot Expansion - Memorial Building

Useful Life 15

Category Property Acquisition

Account #

Priority 3 Important

Account #

Total Project Cost: \$80,000

Description

Extend parking lot to 212 & 214 Norfolk lots. The properties were taken down as part of the blight program.

Justification

The 2010 MSHDA Downtown Blueprint plan recommends additional parking to be developed at the Memorial Building.

Expenditures	'19/'20	'20/'21	'21/'22	'22/'23	'23/'24	'24/'25	Total
Property Acquisition		80,000					80,000
Total		80,000					80,000

Funding Sources	'19/'20	'20/'21	'21/'22	'22/'23	'23/'24	'24/'25	Total
General Fund		40,000					40,000
Grant - State		40,000					40,000
Total		80,000					80,000

Budget Impact/Other

This project is included in the Blueprint Grant Downtown CDBG - Project # CDD-11-001 application.
Demo cost spent \$44,558.72.

Capital Improvement Program

'19/'20 *thru* '24/'25

Department Community Development-CD

City of Ironwood, Michigan

Contact Community Dev Director

Project # CDD-20-002

Type Infrastructure

Project Name City Mountain Bike Trail Project

Useful Life 30

Category Infrastructure - Trails

Account #

Priority 2 Very Important

Account #

Total Project Cost: \$400,000

Description

Develop Mountain Bike Trails in the City. Development planned to happen in the Miners Memorial Heritage Park.

Justification

Expanding mountain biking opportunities near the City. Engaging youth, and expanding recreational tourism in the City.

Expenditures	'19/'20	'20/'21	'21/'22	'22/'23	'23/'24	'24/'25	Total
Contractual Services	400,000						400,000
Total	400,000						400,000

Funding Sources	'19/'20	'20/'21	'21/'22	'22/'23	'23/'24	'24/'25	Total
Grant - State - Trails	300,000						300,000
Donations	50,000						50,000
Grant - Other	50,000						50,000
Total	400,000						400,000

Budget Impact/Other

SISU Dirt Crew and Ironwood Tourism Council will be providing the match for the project. In-Kind Contributions from the City.

Capital Improvement Program

'19/'20 *thru* '24/'25

Department Community Development-CD

City of Ironwood, Michigan

Contact Community Dev Director

Project # CDD-20-003

Type Other

Project Name Downtown City Square

Useful Life 50

Category Infrastructure - Parks

Account #

Priority 1 Critical

Account #

Total Project Cost: \$1,800,000

Description

Develop Downtown vacant lot into activated outdoor public space. It would include skating rink, amphitheater, splash pad, parking, outdoor fire place, landscaping, etc.

Justification

To activate land in the downtown creating additional assets in the downtown for visitors, businesses and citizens. Major enhancement for the downtown.

Expenditures	'19/'20	'20/'21	'21/'22	'22/'23	'23/'24	'24/'25	Total
Planning/Design/inspection-GF	180,000						180,000
Property Acquisition	30,000						30,000
Construction/Maintenance	1,590,000						1,590,000
Total	1,800,000						1,800,000

Funding Sources	'19/'20	'20/'21	'21/'22	'22/'23	'23/'24	'24/'25	Total
General Fund	180,000						180,000
Grant - State	1,620,000						1,620,000
Total	1,800,000						1,800,000

Budget Impact/Other

Capital Improvement Program

'19/'20 *thru* '24/'25

Department Community Development-CD

City of Ironwood, Michigan

Contact Community Dev Director

Project # CDD-20-004

Type Maintenance

Project Name Entrance Signs on US2

Useful Life 20

Category Other - Street Signs/Furniture/

Account #

Priority 1 Critical

Account #

Total Project Cost: \$30,000

Description

Two new entrance signs to be erected on the West and East ends of US Hwy 2. Signs will look like the Entrance sign on Business Route 2.

Justification

Enhance Entrances to the Community and to Advertise the City Brand.

Expenditures	'19/'20	'20/'21	'21/'22	'22/'23	'23/'24	'24/'25	Total
Construction/Maintenance	30,000						30,000
Total	30,000						30,000

Funding Sources	'19/'20	'20/'21	'21/'22	'22/'23	'23/'24	'24/'25	Total
General Fund	30,000						30,000
Total	30,000						30,000

Budget Impact/Other

Capital Improvement Program

'19/'20 *thru* '24/'25

Department Community Development-CD

City of Ironwood, Michigan

Contact Community Dev Director

Project # CDD-21-001

Type Infrastructure

Project Name Curry Park Campground Service Upgrade

Useful Life 25

Category Infrastructure - Parks

Account #

Priority 3 Important

Account #

Description

Total Project Cost: \$50,000

Update Campsite hookups in Curry Park Campground at 10 campsites.

Justification

This will provide additional amenities to the park and adequate utility hookups for modern RV's.

Expenditures	'19/'20	'20/'21	'21/'22	'22/'23	'23/'24	'24/'25	Total
Construction/Maintenance		50,000					50,000
Total		50,000					50,000

Funding Sources	'19/'20	'20/'21	'21/'22	'22/'23	'23/'24	'24/'25	Total
Grant - State		37,500					37,500
Other		12,500					12,500
Total		50,000					50,000

Budget Impact/Other

Capital Improvement Program

'19/'20 *thru* '24/'25

Department Community Development-CD

City of Ironwood, Michigan

Contact Community Dev Director

Project # CDD-22-001

Type Infrastructure

Project Name River Walk Trail

Useful Life 20

Category Infrastructure - Trails

Priority 2 Very Important

Account #

Account #

Total Project Cost: \$1,500,000

Description

Create a Riverwalk Trail from Norrie Park to Interstate Falls.

Justification

Connect Parks and Tourism sites to Regional Trail Consistent with Strategy 4.5 of Comprehensive Plan

Expenditures	'19/'20	'20/'21	'21/'22	'22/'23	'23/'24	'24/'25	Total
Contractual Services					1,500,000		1,500,000
Total					1,500,000		1,500,000

Funding Sources	'19/'20	'20/'21	'21/'22	'22/'23	'23/'24	'24/'25	Total
Grant - Federal					600,000		600,000
Grant - State					600,000		600,000
Grant - Other					300,000		300,000
Total					1,500,000		1,500,000

Budget Impact/Other

Capital Improvement Program

City of Ironwood, Michigan

'19/'20 *thru* '24/'25

Department Community Development-CD

Contact Community Dev Director

Project # CDD-22-002

Project Name Depot Park Splash Pad

Type Infrastructure

Useful Life 25

Category Infrastructure - Parks

Priority 3 Important

Account #

Account #

Total Project Cost: \$50,000

Description

Develop a splash pad in Depot Park.

Justification

To engage families and children in the Depot Park.

Expenditures	'19/'20	'20/'21	'21/'22	'22/'23	'23/'24	'24/'25	Total
Contractual Services			50,000				50,000
Total			50,000				50,000

Funding Sources	'19/'20	'20/'21	'21/'22	'22/'23	'23/'24	'24/'25	Total
Grant - State			35,000				35,000
Other			15,000				15,000
Total			50,000				50,000

Budget Impact/Other

Capital Improvement Program

'19/'20 *thru* '24/'25

Department DAP - City Centre

City of Ironwood, Michigan

Contact DAP President

Project # DAP-19-001

Type Building

Project Name Façade work

Useful Life 25

Category Building

Account #

Priority 5 Future Consideration

Account #

Total Project Cost: \$56,000

Description

Replace windows with appropriate replacements, rebuild appropriate signage, provide appropriate outside lighting and clean and upgrade façade. Add French Doors

Justification

Building is 90+ years old and beginning to show age, upgrade would extend building life and improve downtown appeal. Energy efficiency would be improved with windows.

Expenditures	'19/'20	'20/'21	'21/'22	'22/'23	'23/'24	'24/'25	Total
Building Improvements	56,000						56,000
Total	56,000						56,000

Funding Sources	'19/'20	'20/'21	'21/'22	'22/'23	'23/'24	'24/'25	Total
Grant	28,000						28,000
City Centre / DAP	28,000						28,000
Total	56,000						56,000

Budget Impact/Other

Improve downtown appearance - drawing business to gallery and downtown. Windows etc. would improve heating/cooling costs reducing budget impact.

Capital Improvement Program

'19/'20 *thru* '24/'25

Department DAP - City Centre

City of Ironwood, Michigan

Contact DAP President

Project # DAP-19-002

Type Building

Project Name DAP/City Center Electrical Update

Useful Life 50

Category Building

Account #

Priority 1 Critical

Account #

Description

Total Project Cost: \$80,000

Update Electrical System in DAP and City Center.

Justification

Electrical is very old and needs updating.

Expenditures	'19/'20	'20/'21	'21/'22	'22/'23	'23/'24	'24/'25	Total
Building Improvements	80,000						80,000
Total	80,000						80,000

Funding Sources	'19/'20	'20/'21	'21/'22	'22/'23	'23/'24	'24/'25	Total
Grant - Federal	40,000						40,000
Grant - State	40,000						40,000
Total	80,000						80,000

Budget Impact/Other

Increase the viability of the DAP and City Center.

Capital Improvement Program

'19/'20 *thru* '24/'25

Department DAP - City Centre

City of Ironwood, Michigan

Contact DAP President

Project # DAP-20-001

Type Building

Project Name Update Plumbing

Useful Life 25

Category Building

Account #

Priority 3 Important

Account #

Description

Total Project Cost: \$60,000

Present plumbing old and exceeded useful life, presently galvanized steel piping - clogged drains. Update with PEX and copper tube - replace sinks and toilets.

Justification

Improve studio for artists and public access, update sanitary facilities. Improving handicap usability.

Expenditures	'19/'20	'20/'21	'21/'22	'22/'23	'23/'24	'24/'25	Total
Building Improvements		60,000					60,000
Total		60,000					60,000

Funding Sources	'19/'20	'20/'21	'21/'22	'22/'23	'23/'24	'24/'25	Total
Grant - State		30,000					30,000
City Centre / DAP		30,000					30,000
Total		60,000					60,000

Budget Impact/Other

Improve rentability of property. Improve handicap and sanitation.

Capital Improvement Program

City of Ironwood, Michigan

'19/'20 *thru* '24/'25

Department DAP - City Centre

Contact DAP President

Project # DAP-20-002

Project Name Elevator for DAP and HIT

Type Building

Useful Life 50

Category Building

Priority 3 Important

Account #

Account #

Total Project Cost: \$150,000

Description

Install Elevator to serve customers of the Downtown Art Place and the Historic Ironwood Theatre.

Justification

Right now it is difficult for elderly people and people with disabilities to access the balcony and messine of the Theatre as we as the Art Studio on Aurora above the DAP.

Expenditures	'19/'20	'20/'21	'21/'22	'22/'23	'23/'24	'24/'25	Total
Construction/Maintenance			150,000				150,000
Total			150,000				150,000

Funding Sources	'19/'20	'20/'21	'21/'22	'22/'23	'23/'24	'24/'25	Total
Grant - State			75,000				75,000
Other			75,000				75,000
Total			150,000				150,000

Budget Impact/Other

Make the two facilities accessible for more people.

Capital Improvement Program

'19/'20 *thru* '24/'25

Department DAP - City Centre

City of Ironwood, Michigan

Contact DAP President

Project # DAP-21-001

Type Building

Project Name DAP/City Center Skylight Project

Useful Life 50

Category Building

Priority 1 Critical

Account #

Account #

Total Project Cost: \$18,000

Description

Replace existing Skylights.

Justification

Replace so they don't leak.

Expenditures	'19/'20	'20/'21	'21/'22	'22/'23	'23/'24	'24/'25	Total
Building Improvements				18,000			18,000
Total				18,000			18,000

Funding Sources	'19/'20	'20/'21	'21/'22	'22/'23	'23/'24	'24/'25	Total
Grant - Federal				4,500			4,500
Grant - State				4,500			4,500
City Centre / DAP				9,000			9,000
Total				18,000			18,000

Budget Impact/Other

Improve long term Use of Building.

Capital Improvement Program

'19/'20 *thru* '24/'25

Department DAP - City Centre

City of Ironwood, Michigan

Contact DAP President

Project # DAP-22-001

Type Building

Project Name DAP/City Center Front Window Update

Useful Life 50

Category Building

Account #

Priority 1 Critical

Account #

Description

Total Project Cost: \$30,000

Replace Front Windows

Justification

Windows are starting to deteriorate and are not efficient.

Expenditures	'19/'20	'20/'21	'21/'22	'22/'23	'23/'24	'24/'25	Total
Building Improvements	30,000						30,000
Total	30,000						30,000

Funding Sources	'19/'20	'20/'21	'21/'22	'22/'23	'23/'24	'24/'25	Total
Grant - Federal	7,500						7,500
Grant - State	7,500						7,500
City Centre / DAP	15,000						15,000
Total	30,000						30,000

Budget Impact/Other

Capital Improvement Program

'19/'20 *thru* '24/'25

Department DAP - City Centre

City of Ironwood, Michigan

Contact DAP President

Project # DAP-23-001

Type Building

Project Name Dap/City Center Interior Upgrades

Useful Life 50

Category Building

Account #

Priority 2 Very Important

Account #

Description

Total Project Cost: \$25,000

DAP Interior Upgrades: Classroom Improvements, Studio and Common Area Repairs, Painting and Floor

Justification

General Upkeep and long term viability of DAP

Expenditures	'19/'20	'20/'21	'21/'22	'22/'23	'23/'24	'24/'25	Total
Building Improvements				25,000			25,000
Total				25,000			25,000

Funding Sources	'19/'20	'20/'21	'21/'22	'22/'23	'23/'24	'24/'25	Total
Grant - Federal				6,250			6,250
Grant - State				6,250			6,250
City Centre / DAP				12,500			12,500
Total				25,000			25,000

Budget Impact/Other

Capital Improvement Program

'19/'20 thru '24/'25

Department DPW Supervisor-DPWS

City of Ironwood, Michigan

Contact DPW Supervisor

Project # DPWS-16-003

Type Infrastructure

Project Name Crack Sealing Sealcoat Improvements

Useful Life 10

Category Infrastructure - Street/Pavement

Account # 202-486-001-XXX.000

Priority 2 Very Important

Account # 203-486-001-XXX.000

Total Project Cost: \$1,200,000

Description

Routine Maintenance on Local and Major Streets to extend useful life of existing pavement.

Justification

Cost effective pavement management tool to extend life and provide a smooth driving surface. Reduce or eliminate annual maintenance such as pot hole patching on improved streets.

Expenditures	'19/'20	'20/'21	'21/'22	'22/'23	'23/'24	'24/'25	Total
Contractual Services	200,000	200,000	200,000	200,000	200,000	200,000	1,200,000
Total	200,000	200,000	200,000	200,000	200,000	200,000	1,200,000

Funding Sources	'19/'20	'20/'21	'21/'22	'22/'23	'23/'24	'24/'25	Total
Major Street Fund	100,000	100,000	100,000	100,000	100,000	100,000	600,000
Local Street Fund	100,000	100,000	100,000	100,000	100,000	100,000	600,000
Total	200,000	200,000	200,000	200,000	200,000	200,000	1,200,000

Budget Impact/Other

Reduce labor intensive types of maintenance on streets.

Capital Improvement Program

'19/'20 *thru* '24/'25

Department DPW Supervisor-DPWS

City of Ironwood, Michigan

Contact DPW Supervisor

Project # DPWS-16-004

Type Infrastructure

Project Name Pavement Markings

Useful Life 2

Category Infrastructure - Street/Pavemen

Account # 202-486-001-XXX.000

Priority 2 Very Important

Account #

Total Project Cost: \$150,000

Description

Apply centerline stripping, fog lines, parking stall markings and handicap parking stall marking. Apply required school crossing lanes and stop bars at intersections.

Justification

Provide safe streets for traffic and pedestrians. Full re-striping is considered every other year.

Expenditures	'19/'20	'20/'21	'21/'22	'22/'23	'23/'24	'24/'25	Total
Contractual Services	25,000	25,000	25,000	25,000	25,000	25,000	150,000
Total	25,000	25,000	25,000	25,000	25,000	25,000	150,000

Funding Sources	'19/'20	'20/'21	'21/'22	'22/'23	'23/'24	'24/'25	Total
Major Street Fund	12,500	12,500	12,500	12,500	12,500	12,500	75,000
Local Street Fund	12,500	12,500	12,500	12,500	12,500	12,500	75,000
Total	25,000	25,000	25,000	25,000	25,000	25,000	150,000

Budget Impact/Other

2015 - Completed \$15,500
2016 - Completed \$15,000

Capital Improvement Program

'19/'20 *thru* '24/'25

Department DPW Supervisor-DPWS

City of Ironwood, Michigan

Contact DPW Supervisor

Project # DPWS-17-001

Type Building

Project Name Repair Metal Siding on DPW Building

Useful Life 30

Category Building

Account #

Priority 3 Important

Account #

Total Project Cost: \$20,000

Description

Metal siding on DPW garage is dented, rusty and in need of repair in spots.

Justification

Upkeep of City facilities

Only damage or necessary repairs are made at this point.

Expenditures	'19/'20	'20/'21	'21/'22	'22/'23	'23/'24	'24/'25	Total
Building Improvements	10,000	10,000					20,000
Total	10,000	10,000					20,000

Funding Sources	'19/'20	'20/'21	'21/'22	'22/'23	'23/'24	'24/'25	Total
General Fund	10,000	10,000					20,000
Total	10,000	10,000					20,000

Budget Impact/Other

Capital Improvement Program

'19/'20 *thru* '24/'25

Department DPW Supervisor-DPWS

City of Ironwood, Michigan

Contact DPW Supervisor

Project # DPWS-18-006

Type Infrastructure

Project Name Street Pavement Overlay

Useful Life 10

Category Infrastructure - Street/Pavemen

Account #

Priority 1 Critical

Account #

Total Project Cost: \$1,500,000

Description

Mill/Pulverize and Asphalt Overlay of City Streets.

Justification

As a part of the City pavement management system street overlay need to be performed each year in order to extend the useful life of a street.

Expenditures	'19/'20	'20/'21	'21/'22	'22/'23	'23/'24	'24/'25	Total
Contractual Services	250,000	250,000	250,000	250,000	250,000	250,000	1,500,000
Total	250,000	250,000	250,000	250,000	250,000	250,000	1,500,000

Funding Sources	'19/'20	'20/'21	'21/'22	'22/'23	'23/'24	'24/'25	Total
Major Street Fund	125,000	125,000	125,000	125,000	125,000	125,000	750,000
Local Street Fund	125,000	125,000	125,000	125,000	125,000	125,000	750,000
Total	250,000	250,000	250,000	250,000	250,000	250,000	1,500,000

Budget Impact/Other

Will reduce labor intensive type of street maintenance.

Capital Improvement Program

'19/'20 thru '24/'25

Department DPW Supervisor-DPWS

City of Ironwood, Michigan

Contact DPW Supervisor

Project # DPWS-19-001

Type Infrastructure

Project Name Streets Milling and Overlay-Country Club & Ayer St

Useful Life 10

Category Street Paving

Priority 1 Critical

Account #

Account #

Total Project Cost: \$493,596

Description

Under the MDOT Small Urban Program mill/pulverize the existing street surface and put down a new asphalt overlay.

Country Club Rd-U.S.2 to Ayer St. and Ayer St-Lake St to Lowell St.

Funding would be coming from MDOT Small Urban Program. City Major Street Fund and Gogebic County Road Commission.

Justification

The Milling/Pulverizing and Overlay will extend the useful life of the street and reduce maintenance costs.

Expenditures	'19/'20	'20/'21	'21/'22	'22/'23	'23/'24	'24/'25	Total
Contractual Services	493,596						493,596
Total	493,596						493,596

Funding Sources	'19/'20	'20/'21	'21/'22	'22/'23	'23/'24	'24/'25	Total
Major Street Fund	60,000						60,000
Grant - MDOT	375,000						375,000
Grant - Other	58,596						58,596
Total	493,596						493,596

Budget Impact/Other

Capital Improvement Program

'19/'20 *thru* '24/'25

Department DPW Supervisor-DPWS

City of Ironwood, Michigan

Contact DPW Supervisor

Project # DPWS-20-001

Type Maintenance

Project Name Drainage Improvements Intersection of Mill & Pine

Useful Life 20

Category Street Reconstruction

Account #

Priority 1 Critical

Account #

Total Project Cost: \$25,000

Description

Drainage Improvements at Mill St. & Pine St.

Justification

To Improve Drainage along streets.

Expenditures	'19/'20	'20/'21	'21/'22	'22/'23	'23/'24	'24/'25	Total
Construction/Maintenance	25,000						25,000
Total	25,000						25,000

Funding Sources	'19/'20	'20/'21	'21/'22	'22/'23	'23/'24	'24/'25	Total
Streets Fund	25,000						25,000
Total	25,000						25,000

Budget Impact/Other

Capital Improvement Program

'19/'20 thru '24/'25

Department DPW Supervisor-DPWS

City of Ironwood, Michigan

Contact DPW Supervisor

Project # DPWS-20-002

Type Infrastructure

Project Name Comprehension City Wide Ditching&Culvert Replcmnt

Useful Life 20

Category Street Reconstruction

Account #

Priority 2 Very Important

Account #

Total Project Cost: \$150,000

Description

Ditching and Culvert replacement for Street System.

Justification

Maintain proper Drainage of Roadways

Expenditures	'19/'20	'20/'21	'21/'22	'22/'23	'23/'24	'24/'25	Total
Construction/Maintenance	25,000	25,000	25,000	25,000	25,000	25,000	150,000
Total	25,000	25,000	25,000	25,000	25,000	25,000	150,000

Funding Sources	'19/'20	'20/'21	'21/'22	'22/'23	'23/'24	'24/'25	Total
Streets Fund	25,000	25,000	25,000	25,000	25,000	25,000	150,000
Total	25,000	25,000	25,000	25,000	25,000	25,000	150,000

Budget Impact/Other

Capital Improvement Program

'19/'20 *thru* '24/'25

Department DPW Supervisor-DPWS

City of Ironwood, Michigan

Contact DPW Supervisor

Project # DPWS-22-001

Type Infrastructure

Project Name Reconstruction of Hemlock St from Ridge St to US2

Useful Life 25

Category Street Reconstruction

Account #

Priority 1 Critical

Account #

Total Project Cost: \$450,000

Description

Street Reconstruction from Ridge St. to US2.

Justification

Extend life of road and repair damages.

Expenditures	'19/'20	'20/'21	'21/'22	'22/'23	'23/'24	'24/'25	Total
Construction/Maintenance			400,000				400,000
Planning/Design/Inspection-Sts			50,000				50,000
Total			450,000				450,000

Funding Sources	'19/'20	'20/'21	'21/'22	'22/'23	'23/'24	'24/'25	Total
Grant - State			350,000				350,000
Streets Fund			100,000				100,000
Total			450,000				450,000

Budget Impact/Other

Capital Improvement Program

'19/'20 *thru* '24/'25

Department DPW Utilities-DPWU

City of Ironwood, Michigan

Contact Utility Manager

Project # DPWU-16-001

Type Infrastructure

Project Name Sanitary Sewer Replacement Relining

Useful Life 35

Category Infrastructure - Sewer, Sanitary

Account # 676-560-000-933-000

Priority 1 Critical

Account #

Total Project Cost: \$150,000

Description

Reline various sewer mains throughout the City.

Justification

Provides a cost effective method of increasing the life of existing sanitary & storm sewers.
Recent sanitary sewer system studies have shown that many of the sanitary mains are defective.

Expenditures	'19/'20	'20/'21	'21/'22	'22/'23	'23/'24	'24/'25	Total
Contractual Services	25,000	25,000	25,000	25,000	25,000	25,000	150,000
Total	25,000	25,000	25,000	25,000	25,000	25,000	150,000

Funding Sources	'19/'20	'20/'21	'21/'22	'22/'23	'23/'24	'24/'25	Total
Sewer Fund	25,000	25,000	25,000	25,000	25,000	25,000	150,000
Total	25,000	25,000	25,000	25,000	25,000	25,000	150,000

Budget Impact/Other

Relining and replacement will improve the sewer system efficiency as well and reduce continuing maintenance on the system.

Capital Improvement Program

'19/'20 *thru* '24/'25

Department DPW Utilities-DPWU

City of Ironwood, Michigan

Contact Utility Manager

Project # DPWU-16-002

Type Infrastructure

Project Name Sanitary Sewer Manhole Rehab. Replacement

Useful Life 35

Category Infrastructure - Sewer, Sanitary

Account # 676-560-000-933-000

Priority 1 Critical

Account #

Total Project Cost: \$300,000

Description

Replace & Rehab. Various Sanitary Sewer Manholes.

Justification

Many existing sanitary & storm manholes are original and in very poor condition. Manhole relining has proven to be a cost effective method of extending service life by many years. Works well with street reconstruction. Rehabbing manholes will reduce the volume of inflow & infiltration that flows into the system.

Expenditures	'19/'20	'20/'21	'21/'22	'22/'23	'23/'24	'24/'25	Total
Contractual Services	50,000	50,000	50,000	50,000	50,000	50,000	300,000
Total	50,000	50,000	50,000	50,000	50,000	50,000	300,000

Funding Sources	'19/'20	'20/'21	'21/'22	'22/'23	'23/'24	'24/'25	Total
Sewer Fund	50,000	50,000	50,000	50,000	50,000	50,000	300,000
Total	50,000	50,000	50,000	50,000	50,000	50,000	300,000

Budget Impact/Other

Extends service life and eliminates or reduces inflow & infiltration common in older brick manholes. The reduction of inflow and infiltration will reduce treatment costs at the Gogebic-Iron Wastewater Treatment Plant.

Capital Improvement Program

'19/'20 thru '24/'25

Department DPW Utilities-DPWU

City of Ironwood, Michigan

Contact Utility Manager

Project # DPWU-16-004

Type Infrastructure

Project Name Water Main Valve Replacement (5yr. Program)

Useful Life 50

Category Infrastructure - Water

Account # 675-553-000-XXX.000

Priority 1 Critical

Account #

Total Project Cost: \$120,000

Description

Replace various Water Main Valve throughout the City.

Justification

Many Water mains are 80+ years old and in need of replacement. Many parts of the Water Distribution System can not be isolated because of the defective valves.

Expenditures	'19/'20	'20/'21	'21/'22	'22/'23	'23/'24	'24/'25	Total
Contractual Services	20,000	20,000	20,000	20,000	20,000	20,000	120,000
Total	20,000	20,000	20,000	20,000	20,000	20,000	120,000

Funding Sources	'19/'20	'20/'21	'21/'22	'22/'23	'23/'24	'24/'25	Total
Water Fund	20,000	20,000	20,000	20,000	20,000	20,000	120,000
Total	20,000	20,000	20,000	20,000	20,000	20,000	120,000

Budget Impact/Other

Reduce man-hours required to shut down system for repairs or maintenance. Reduce the amount of customers impacted by shut-down. The main valve projects will help isolate areas of the System in case of repair. This project will allow more customers continues water service during repairs.

Capital Improvement Program

'19/'20 thru '24/'25

Department DPW Utilities-DPWU

City of Ironwood, Michigan

Contact Utility Manager

Project # DPWU-16-005

Type Infrastructure

Project Name Fire Hydrant Replacement

Useful Life 50

Account # 675-553-000-XXX.000

Category Infrastructure - Water

Priority 1 Critical

Account #

Total Project Cost: \$160,000

Description

Annual Hydrant replacement program to replace 10 defective hydrants a year.

Justification

The City of Ironwood currently has approximately 25 defective hydrants in the distribution system. The City of Ironwood would like to annually replace the defective hydrants until all are in working order.

These Capital Improvement projects will enhance fire protection as well as allow personnel to flush the water distribution system more adequately.

Expenditures	'19/'20	'20/'21	'21/'22	'22/'23	'23/'24	'24/'25	Total
Contractual Services	75,000	75,000	10,000				160,000
Total	75,000	75,000	10,000				160,000

Funding Sources	'19/'20	'20/'21	'21/'22	'22/'23	'23/'24	'24/'25	Total
Water Fund	75,000	75,000	10,000				160,000
Total	75,000	75,000	10,000				160,000

Budget Impact/Other

Provide Operational hydrants with shut-off valves to provide both hose nozzles and steamer nozzles with increased flow and pressure. Less injuries and damage are expected as the obsolete hydrants are replaced.

Capital Improvement Program

'19/'20 *thru* '24/'25

Department DPW Utilities-DPWU

City of Ironwood, Michigan

Contact Utility Manager

Project # DPWU-16-006

Type Infrastructure

Project Name Rehabilitation of Wells (1 each yr.)

Useful Life 25

Category Infrastructure - Water

Account # 675-000-000-152-000

Priority 2 Very Important

Account #

Total Project Cost: \$240,000

Description

Rehabilitation of 1 well.

Justification

This project is needed to eliminate the defects of another well and to make any repairs to continue to provide a dependable water supply.

Expenditures	'19/'20	'20/'21	'21/'22	'22/'23	'23/'24	'24/'25	Total
Contractual Services	40,000	40,000	40,000	40,000	40,000	40,000	240,000
Total	40,000	40,000	40,000	40,000	40,000	40,000	240,000

Funding Sources	'19/'20	'20/'21	'21/'22	'22/'23	'23/'24	'24/'25	Total
Water Fund	40,000	40,000	40,000	40,000	40,000	40,000	240,000
Total	40,000	40,000	40,000	40,000	40,000	40,000	240,000

Budget Impact/Other

This project will allow the well to operate more efficiently.

Capital Improvement Program

'19/'20 *thru* '24/'25

Department DPW Utilities-DPWU

City of Ironwood, Michigan

Contact Utility Manager

Project # DPWU-16-017

Type Infrastructure

Project Name Van Buskirk Road Water Main

Useful Life 100

Category Infrastructure - Water

Priority 1 Critical

Account #

Account #

Total Project Cost: \$110,000

Description

Replace 550' of defective sand cast 6" water main with a 6" ductile iron pipe water main from Norrie Park Road South to Midway.

Justification

The existing water main froze and had a number of breaks in it during the 2014 winter. This main is currently off where it is restricting water flow to areas south of town. Completion of this project will provide better water flow to areas south of town and provide better fire protection.

Expenditures	'19/'20	'20/'21	'21/'22	'22/'23	'23/'24	'24/'25	Total
Contractual Services		110,000					110,000
Total		110,000					110,000

Funding Sources	'19/'20	'20/'21	'21/'22	'22/'23	'23/'24	'24/'25	Total
Water Fund		110,000					110,000
Total		110,000					110,000

Budget Impact/Other

Completion of this project will provide a more dependable water system and provide a better fire protection.

Capital Improvement Program

'19/'20 *thru* '24/'25

Department DPW Utilities-DPWU

City of Ironwood, Michigan

Contact Utility Manager

Project # DPWU-17-003

Type Infrastructure

Project Name West Midland Water Main Replacement

Useful Life 50

Category Infrastructure - Water

Account #

Priority 3 Important

Account #

Total Project Cost: \$160,000

Description

Replace 1000' of defective water main on the 300 & 400 blocks of West Midland with 8" D.I. Pipe. Between Superior St & Hemlock St.

Justification

The existing main is beyond its useful life. Annually City of Ironwood personnel are repairing water main breaks on the existing main. The project will also enhance water flow to the residents in this area as well as reduce expenses for annual repairs.

Expenditures	'19/'20	'20/'21	'21/'22	'22/'23	'23/'24	'24/'25	Total
Professional Services	160,000						160,000
Total	160,000						160,000

Funding Sources	'19/'20	'20/'21	'21/'22	'22/'23	'23/'24	'24/'25	Total
Water Fund	160,000						160,000
Total	160,000						160,000

Budget Impact/Other

This project will provide a more dependable water supply north of US-2/Cloverland Drive.

Capital Improvement Program

'19/'20 *thru* '24/'25

Department DPW Utilities-DPWU

City of Ironwood, Michigan

Contact Utility Manager

Project # DPWU-18-002

Type Infrastructure

Project Name Mt. Zion Reservoir - Modifications

Useful Life 35

Category Infrastructure - Water

Account # 675-000-000-152-000

Priority 1 Critical

Account #

Total Project Cost: \$50,000

Description

Storage tank modifications for circulation. Insulate the control room at Mount Zion.

Justification

This project will allow the water in this tank to circulate and blend as well as improve the security to the tank. These are more current means to blend the stagnant water with the fresh intake supply.

Expenditures	'19/'20	'20/'21	'21/'22	'22/'23	'23/'24	'24/'25	Total
Contractual Services	50,000						50,000
Total	50,000						50,000

Funding Sources	'19/'20	'20/'21	'21/'22	'22/'23	'23/'24	'24/'25	Total
Water Fund	50,000						50,000
Total	50,000						50,000

Budget Impact/Other

This project will provide better water quality to the area users as well as improving the security to the tank.

Capital Improvement Program

'19/'20 *thru* '24/'25

Department DPW Utilities-DPWU

City of Ironwood, Michigan

Contact Utility Manager

Project # DPWU-18-003

Type Infrastructure

Project Name West Pine St Cutoff Water Main

Useful Life 100

Category Infrastructure - Water

Account #

Priority 1 Critical

Account #

Total Project Cost: \$160,000

Description

Install a new 8" water main to replace the existing defective main.

Justification

The existing undersized main is annually repaired. The new main will provide better water flow for fires and a water supply to the local residents. This project will eliminate the undersized defective water main. Completion of this project will provide better flows to the areas south of town.

Expenditures	'19/'20	'20/'21	'21/'22	'22/'23	'23/'24	'24/'25	Total
Contractual Services		160,000					160,000
Total		160,000					160,000

Funding Sources	'19/'20	'20/'21	'21/'22	'22/'23	'23/'24	'24/'25	Total
Water Fund		160,000					160,000
Total		160,000					160,000

Budget Impact/Other

Completion of this project will replace an undersized main and will provide better fire protection.

Capital Improvement Program

'19/'20 *thru* '24/'25

Department DPW Utilities-DPWU

City of Ironwood, Michigan

Contact Utility Manager

Project # DPWU-18-004

Type Infrastructure

Project Name South Range Rd Water Main

Useful Life 100

Category Infrastructure - Water

Priority 1 Critical

Account #

Account #

Total Project Cost: \$240,000

Description

Replace 1200' of defective 6" and 2" water main with an 8" D.I.P. water main.

Justification

This existing water main is defective and flow is restricted to areas south of town. Completion of this project will provide better water flow, fire protection and eliminate the need to repair the water main on a regular basis.

Expenditures	'19/'20	'20/'21	'21/'22	'22/'23	'23/'24	'24/'25	Total
Contractual Services			240,000				240,000
Total			240,000				240,000

Funding Sources	'19/'20	'20/'21	'21/'22	'22/'23	'23/'24	'24/'25	Total
Water Fund			240,000				240,000
Total			240,000				240,000

Budget Impact/Other

Will eliminate a defective water main and provide better water flow to the area with better fire protection.

Capital Improvement Program

'19/'20 *thru* '24/'25

Department DPW Utilities-DPWU

City of Ironwood, Michigan

Contact Utility Manager

Project # DPWU-18-005

Type Infrastructure

Project Name Rock Rd Water Main

Useful Life 100

Category Infrastructure - Water

Priority 2 Very Important

Account #

Account #

Total Project Cost: \$120,000

Description

Replace 600' of defective 2" water main with 6" D/P water main.

Justification

The existing water main is defective and has many breaks. Replacement of this line will provide a better water supply to the residents in the neighborhood. Completion of this project will reduce the water loss, provide a better water supply, and provide better fire protection to the city residents in this area.

Expenditures	'19/'20	'20/'21	'21/'22	'22/'23	'23/'24	'24/'25	Total
Contractual Services				120,000			120,000
Total				120,000			120,000

Funding Sources	'19/'20	'20/'21	'21/'22	'22/'23	'23/'24	'24/'25	Total
Water Fund				120,000			120,000
Total				120,000			120,000

Budget Impact/Other

Will eliminate a defective water main and will provide better water flow and fire protection.

Capital Improvement Program

'19/'20 *thru* '24/'25

Department DPW Utilities-DPWU

City of Ironwood, Michigan

Contact Utility Manager

Project # DPWU-18-007

Type Infrastructure

Project Name Iron King Road - Water Main

Useful Life 100

Category Infrastructure - Water

Account #

Priority 3 Important

Account #

Total Project Cost: \$50,000

Description

The existing 1 1/2" water main has a number of leaks and needs to be replaced to provide appropriate flows to the area.

Justification

The existing water main is currently defective and cannot provide appropriate flows to the local residents or for fire protection. Replacing this line will provide fire protection to the area residents as well as a fire dependable water supply.

Expenditures	'19/'20	'20/'21	'21/'22	'22/'23	'23/'24	'24/'25	Total
Contractual Services			50,000				50,000
Total			50,000				50,000

Funding Sources	'19/'20	'20/'21	'21/'22	'22/'23	'23/'24	'24/'25	Total
Water Fund			50,000				50,000
Total			50,000				50,000

Budget Impact/Other

Will eliminate a defective water main and will provide better water flow and fire protection.

Capital Improvement Program

'19/'20 *thru* '24/'25

Department DPW Utilities-DPWU

City of Ironwood, Michigan

Contact Utility Manager

Project # DPWU-18-008

Type Infrastructure

Project Name Mill St Water Main

Useful Life 100

Category Infrastructure - Water

Account #

Priority 1 Critical

Account #

Total Project Cost: \$200,000

Description

Install a new 8" water main from 112 Mill St to Houk St.

Justification

The current 4" water main continues to split and has exceeded its useful life. Completion of this project will eliminate costly repairs and provide fire protection to the west area of town.

Expenditures	'19/'20	'20/'21	'21/'22	'22/'23	'23/'24	'24/'25	Total
Contractual Services					200,000		200,000
Total					200,000		200,000

Funding Sources	'19/'20	'20/'21	'21/'22	'22/'23	'23/'24	'24/'25	Total
Water Fund					200,000		200,000
Total					200,000		200,000

Budget Impact/Other

Will provide better water flow and fire protection to the area.

Capital Improvement Program

'19/'20 *thru* '24/'25

Department DPW Utilities-DPWU

City of Ironwood, Michigan

Contact Utility Manager

Project # DPWU-18-009

Type Infrastructure

Project Name Superior St - Water Main

Useful Life 100

Category Infrastructure - Water

Account #

Priority 1 Critical

Account #

Total Project Cost: \$80,000

Description

Install a new 8" water main in Superior Street from Midland to Northland.

Justification

The existing main is defective and has multiple breaks annually. Replacement of this main will provide better water flow to the west side of Ironwood. Completion of the project will eliminate costly repairs to the water budget.

Expenditures	'19/'20	'20/'21	'21/'22	'22/'23	'23/'24	'24/'25	Total
Contractual Services	80,000						80,000
Total	80,000						80,000

Funding Sources	'19/'20	'20/'21	'21/'22	'22/'23	'23/'24	'24/'25	Total
Water Fund	80,000						80,000
Total	80,000						80,000

Budget Impact/Other

Will eliminate dead end main and will provide better water flow and fire protection.

Capital Improvement Program

'19/'20 thru '24/'25

Department DPW Utilities-DPWU

City of Ironwood, Michigan

Contact Utility Manager

Project # DPWU-19-003

Type Infrastructure

Project Name Newport Location Water System Improvements

Useful Life 20

Category Infrastructure - Water

Priority 1 Critical

Account #

Account #

Total Project Cost: \$500,000

Description

Water System Improvements East Ayer Street (North of Ayer) 900 Block (Roads include: Copper St, Iron King Road, Ceccon Road) This project includes the installing of new hydrants and water mains serving the residents in the Newport Location area (South of the Industrial Park)

Justification

The Newport Location currently have many undersized water mains in the distribution system as well as a lack of fire hydrants. This project will eliminate the undersized lines provide a loop system in the water distribution system and will provide fire protection.

Expenditures	'19/'20	'20/'21	'21/'22	'22/'23	'23/'24	'24/'25	Total
Contractual Services						500,000	500,000
Total						500,000	500,000

Funding Sources	'19/'20	'20/'21	'21/'22	'22/'23	'23/'24	'24/'25	Total
Water Fund						500,000	500,000
Total						500,000	500,000

Budget Impact/Other

Upon completion of the project, less time will be needed to repair the defective water lines and thawing frozen water services. This project will also better flow for fire protection.

Capital Improvement Program

'19/'20 *thru* '24/'25

Department DPW Utilities-DPWU

City of Ironwood, Michigan

Contact Utility Manager

Project # DPWU-19-004

Type Infrastructure

Project Name Well Field and Pump Stn Improvements

Useful Life 50

Category Infrastructure - Water

Account #

Priority 1 Critical

Account #

Total Project Cost: \$5,500,000

Description

Well field Improvements - Reconstruct existing booster pump facility, ground water storage facility and underground piping at City Booster Facility. This project also includes iron & manganese filtration.

Justification

The original booster pumping station was constructed approximately 85 years age and remaining operation with little changes. The facility needs to be fully re-built to provide for a long term/updated pumping facility with iron & manganese filtration.

Expenditures	'19/'20	'20/'21	'21/'22	'22/'23	'23/'24	'24/'25	Total
Contractual Services						5,500,000	5,500,000
Total						5,500,000	5,500,000

Funding Sources	'19/'20	'20/'21	'21/'22	'22/'23	'23/'24	'24/'25	Total
Water Fund						5,500,000	5,500,000
Total						5,500,000	5,500,000

Budget Impact/Other

This project will provide the City of Ironwood Water community a new pump operation system that should last 50 years.

Capital Improvement Program

'19/'20 *thru* '24/'25

Department DPW Utilities-DPWU

City of Ironwood, Michigan

Contact Utility Manager

Project # DPWU-19-005

Type Infrastructure

Project Name Automated Water Meter System

Useful Life 20

Category Infrastructure - Water

Account #

Priority 3 Important

Account #

Total Project Cost: \$850,000

Description

This project will replace all brass water meters with new computerized water meters. An automated meter reading device and computer will allow monthly meter readings to be taken in a timely fashion.

Justification

Brass water meters lose accuracy over time. The new Iperl water meters are designed to be 100% accurate for 20 years. The new water meter reading device will reduce water meter reading costs over time.

Expenditures	'19/'20	'20/'21	'21/'22	'22/'23	'23/'24	'24/'25	Total
Equip/Vehicles/Furnishings						850,000	850,000
Total						850,000	850,000

Funding Sources	'19/'20	'20/'21	'21/'22	'22/'23	'23/'24	'24/'25	Total
Water Fund						850,000	850,000
Total						850,000	850,000

Budget Impact/Other

Capital Improvement Program

'19/'20 thru '24/'25

Department DPW Utilities-DPWU

City of Ironwood, Michigan

Contact Utility Manager

Project # DPWU-20-001

Type Infrastructure

Project Name Lead/Galvanized Service Line Replacement

Useful Life 100

Category Infrastructure - Water

Priority 1 Critical

Account #

Account #

Total Project Cost: \$240,000

Description

Annually replace 40 galvanized service line with lead goosenecks.

Justification

This project will be mandatory by he MDEQ beginning 2021 (5% replacement for 20 years). This project will eliminate all galvanized service lines and lead goosenecks. If will also reduce water loss by replacing galvanized lines that may be leaking and not surfacing.

Expenditures	'19/'20	'20/'21	'21/'22	'22/'23	'23/'24	'24/'25	Total
Construction/Maintenance	40,000	40,000	40,000	40,000	40,000	40,000	240,000
Total	40,000	40,000	40,000	40,000	40,000	40,000	240,000

Funding Sources	'19/'20	'20/'21	'21/'22	'22/'23	'23/'24	'24/'25	Total
Water Fund	40,000	40,000	40,000	40,000	40,000	40,000	240,000
Total	40,000	40,000	40,000	40,000	40,000	40,000	240,000

Budget Impact/Other

Completion of this project will reduce the number of service line breaks, water loss and eliminate any lead goosenecks still installed in the distribution system.

Capital Improvement Program

'19/'20 *thru* '24/'25

Department DPW Utilities-DPWU

City of Ironwood, Michigan

Contact Utility Manager

Project # DPWU-20-002

Type Infrastructure

Project Name Sewer Lift Station Motor/Impellers

Useful Life 20

Category Infrastructure - Sewer, Sanitary

Account #

Priority 1 Critical

Account #

Total Project Cost: \$15,000

Description

Replace Motor, Impellers & Impellers housing on Sewer Lift Station - Old County Road.

Justification

The existing pump is 15 years old and needs to be replaced.

Expenditures	'19/'20	'20/'21	'21/'22	'22/'23	'23/'24	'24/'25	Total
Construction/Maintenance	15,000						15,000
Total	15,000						15,000

Funding Sources	'19/'20	'20/'21	'21/'22	'22/'23	'23/'24	'24/'25	Total
Sewer Fund	15,000						15,000
Total	15,000						15,000

Budget Impact/Other

Completion of this project will allow the Lift Station to run more efficiently with less down time due to repairs.

Capital Improvement Program

'19/'20 *thru* '24/'25

Department DPW Utilities-DPWU

City of Ironwood, Michigan

Contact Utility Manager

Project # DPWU-20-003

Type Maintenance

Project Name Sanitary Sewer - SAW Grant Improvements

Useful Life 25

Category Infrastructure - Sewer, Sanitary

Account #

Priority 1 Critical

Account #

Total Project Cost: \$500,000

Description

Implementation of the SAW Plan Recommendations.
(Storm water Asset Management and Wastewater System)

Justification

To Improve and Repair Sanitary System.

Expenditures	'19/'20	'20/'21	'21/'22	'22/'23	'23/'24	'24/'25	Total
Construction/Maintenance	250,000	250,000					500,000
Total	250,000	250,000					500,000

Funding Sources	'19/'20	'20/'21	'21/'22	'22/'23	'23/'24	'24/'25	Total
Sewer Fund	250,000	250,000					500,000
Total	250,000	250,000					500,000

Budget Impact/Other

Capital Improvement Program

'19/'20 *thru* '24/'25

Department DPW Utilities-DPWU

City of Ironwood, Michigan

Contact Utility Manager

Project # DPWU-20-004

Type Maintenance

Project Name Water System Security Improvements

Useful Life 10

Category Infrastructure - Water

Account #

Priority 1 Critical

Account #

Total Project Cost: \$50,000

Description

Installation of Fencing, Security Cameras and run electrical for whole system.

Justification

To Improve Security of Water System.

Expenditures	'19/'20	'20/'21	'21/'22	'22/'23	'23/'24	'24/'25	Total
Construction/Maintenance	25,000	25,000					50,000
Total	25,000	25,000					50,000

Funding Sources	'19/'20	'20/'21	'21/'22	'22/'23	'23/'24	'24/'25	Total
Water Fund	25,000	25,000					50,000
Total	25,000	25,000					50,000

Budget Impact/Other

Capital Improvement Program

'19/'20 *thru* '24/'25

Department DPW Utilities-DPWU

City of Ironwood, Michigan

Contact Utility Manager

Project # DPWU-20-005

Type Infrastructure

Project Name Water System Leak Detection

Useful Life

Category Infrastructure - Water

Account #

Priority 1 Critical

Account #

Total Project Cost: \$60,000

Description

Every other year to determine water leak locations.

Justification

Needed for maintaining Water System.

Expenditures	'19/'20	'20/'21	'21/'22	'22/'23	'23/'24	'24/'25	Total
Planning/Design/Inspection-Wtr	20,000		20,000		20,000		60,000
Total	20,000		20,000		20,000		60,000

Funding Sources	'19/'20	'20/'21	'21/'22	'22/'23	'23/'24	'24/'25	Total
Water Fund	20,000		20,000		20,000		60,000
Total	20,000		20,000		20,000		60,000

Budget Impact/Other

Capital Improvement Program

'19/'20 *thru* '24/'25

Department DPW Utilities-DPWU

City of Ironwood, Michigan

Contact Utility Manager

Project # DPWU-22-001

Type Maintenance

Project Name Paint Jesseville Elevated Water Storage Tank

Useful Life 10

Category Unassigned

Account #

Priority 2 Very Important

Account #

Total Project Cost: \$100,000

Description

Paint Jesseville Elevated Water Storage Tank

Justification

Regular Maintenance of Tank

Expenditures	'19/'20	'20/'21	'21/'22	'22/'23	'23/'24	'24/'25	Total
Construction/Maintenance			100,000				100,000
Total			100,000				100,000

Funding Sources	'19/'20	'20/'21	'21/'22	'22/'23	'23/'24	'24/'25	Total
Water Fund			100,000				100,000
Total			100,000				100,000

Budget Impact/Other

Capital Improvement Program

'19/'20 thru '24/'25

Department DPW Utilities-DPWU

City of Ironwood, Michigan

Contact Utility Manager

Project # DPWU-23-001

Type Infrastructure

Project Name Jessieville Tank Mixer

Useful Life 30

Category Infrastructure - Water

Priority 3 Important

Account #

Account #

Total Project Cost: \$50,000

Description

Install mixer inside 150,000 gallon Jessieville water tank.

Justification

This project is needed to reduce stagnant water during low demand and will provide circulation during the water months to prevent freezing.

Expenditures	'19/'20	'20/'21	'21/'22	'22/'23	'23/'24	'24/'25	Total
Construction/Maintenance-Wtr				50,000			50,000
Total				50,000			50,000

Funding Sources	'19/'20	'20/'21	'21/'22	'22/'23	'23/'24	'24/'25	Total
Water Fund				50,000			50,000
Total				50,000			50,000

Budget Impact/Other

Capital Improvement Program

'19/'20 *thru* '24/'25

Department DPW Utilities-DPWU

City of Ironwood, Michigan

Contact Utility Manager

Project # DPWU-23-002

Type Infrastructure

Project Name Phase 5 - Water & Sewer Project

Useful Life 50

Category Infrastructure - Sewer, Sanitary

Account #

Priority 2 Very Important

Account #

Total Project Cost: \$3,000,000

Description

Sanitary & Storm System improvements in the area East of the Wastewater Treatment Plant and in Norrie/Ashland Location.

Justification

These pipes have exceeded its useful life. Completion of this project will eliminated infiltration and inflow as well as provide dependable sewer service in these areas.

Expenditures	'19/'20	'20/'21	'21/'22	'22/'23	'23/'24	'24/'25	Total
Building Improvements				3,000,000			3,000,000
Total				3,000,000			3,000,000

Funding Sources	'19/'20	'20/'21	'21/'22	'22/'23	'23/'24	'24/'25	Total
Sewer Fund				1,500,000			1,500,000
Grant - USDA				1,500,000			1,500,000
Total				3,000,000			3,000,000

Budget Impact/Other

Will apply for 50% grant from USDA Rural Development.

Capital Improvement Program

'19/'20 *thru* '24/'25

Department Historical Ironwood Depot-HI

City of Ironwood, Michigan

Contact Historical Society President

Project # HID-17-001

Type Building

Project Name Roof Replacement - Depot

Useful Life 25

Category Building

Priority 1 Critical

Account #

Account #

Total Project Cost: \$110,000

Description

Replace entire Depot roof.

Justification

Expenditures	'19/'20	'20/'21	'21/'22	'22/'23	'23/'24	'24/'25	Total
Building Improvements		110,000					110,000
Total		110,000					110,000

Funding Sources	'19/'20	'20/'21	'21/'22	'22/'23	'23/'24	'24/'25	Total
Grant - Federal		30,000					30,000
Grant - State		30,000					30,000
Irwd Area Historical Society		20,000					20,000
Other - Depot Fundraisers		30,000					30,000
Total		110,000					110,000

Budget Impact/Other

Capital Improvement Program

'19/'20 *thru* '24/'25

Department Historical Ironwood Depot-HI

City of Ironwood, Michigan

Contact Historical Society President

Project # HID-18-001

Type Building

Project Name Insulate & Window Replacement Depot

Useful Life 50

Category Building

Account #

Priority 2 Very Important

Account #

Description

Total Project Cost: \$35,000

Insulate East side walls & replace windows with thermal pane windows.

Justification

Expenditures	'19/'20	'20/'21	'21/'22	'22/'23	'23/'24	'24/'25	Total
Building Improvements			35,000				35,000
Total			35,000				35,000

Funding Sources	'19/'20	'20/'21	'21/'22	'22/'23	'23/'24	'24/'25	Total
Grant - Federal			15,000				15,000
Grant - State			15,000				15,000
Irwd Area Historical Society			5,000				5,000
Total			35,000				35,000

Budget Impact/Other

Capital Improvement Program

'19/'20 *thru* '24/'25

Department Historical Ironwood Depot-HI

City of Ironwood, Michigan

Contact Historical Society President

Project # HID-19-001

Type Building

Project Name Attic Window Replacement

Useful Life 50

Category Building

Priority 3 Important

Account #

Account #

Total Project Cost: \$10,000

Description

Replace all attic windows with thermal pane windows.

Justification

Expenditures	'19/'20	'20/'21	'21/'22	'22/'23	'23/'24	'24/'25	Total
Building Improvements			10,000				10,000
Total			10,000				10,000

Funding Sources	'19/'20	'20/'21	'21/'22	'22/'23	'23/'24	'24/'25	Total
Grant - Federal			2,500				2,500
Grant - State			2,500				2,500
Irwd Area Historical Society			5,000				5,000
Total			10,000				10,000

Budget Impact/Other

Capital Improvement Program

'19/'20 *thru* '24/'25

Department Historical Ironwood Depot-HI

City of Ironwood, Michigan

Contact Historical Society President

Project # HID-20-001

Type Building

Project Name Basement Restoration

Useful Life 25

Category Building

Priority 3 Important

Account #

Account #

Description

Total Project Cost: \$30,000

Upgrade existing Floor (Dirt) and Walls (Stone & Dirt)

Justification

Expenditures	'19/'20	'20/'21	'21/'22	'22/'23	'23/'24	'24/'25	Total
Building Improvements	30,000						30,000
Total	30,000						30,000

Funding Sources	'19/'20	'20/'21	'21/'22	'22/'23	'23/'24	'24/'25	Total
Grant - Federal	10,000						10,000
Grant - State	10,000						10,000
Irwd Area Historical Society	10,000						10,000
Total	30,000						30,000

Budget Impact/Other

Capital Improvement Program

'19/'20 *thru* '24/'25

Department Historical Irwd Theatre-HIT

City of Ironwood, Michigan

Contact Community Dev Director

Project # HIT-19-001

Type Building

Project Name Historic Ironwood Theater Bathroom Remodel

Useful Life 30

Category Building

Priority 2 Very Important

Account #

Account #

Total Project Cost: \$250,000

Description

Modernize bathroom and make Handicap accessible.

Justification

Current bathrooms are in poor condition and don't meet ADA requirements.

Expenditures	'19/'20	'20/'21	'21/'22	'22/'23	'23/'24	'24/'25	Total
Building Improvements	250,000						250,000
Total	250,000						250,000

Funding Sources	'19/'20	'20/'21	'21/'22	'22/'23	'23/'24	'24/'25	Total
Grant - Federal	100,000						100,000
Grant - State	100,000						100,000
Grant - Other	50,000						50,000
Total	250,000						250,000

Budget Impact/Other

Capital Improvement Program

'19/'20 *thru* '24/'25

City of Ironwood, Michigan

Department Historical Irwd Theatre-HIT

Contact Theatre Director

Project # HIT-20-001

Project Name Theatre Air Conditioning System

Type Building

Useful Life 20

Category Building

Priority 2 Very Important

Account #

Account #

Description

Total Project Cost: \$125,000

Replace Heating System and add air conditioning.

Justification

Old System is from 1982 and is very inefficient.

Expenditures	'19/'20	'20/'21	'21/'22	'22/'23	'23/'24	'24/'25	Total
Building Improvements	125,000						125,000
Total	125,000						125,000

Funding Sources	'19/'20	'20/'21	'21/'22	'22/'23	'23/'24	'24/'25	Total
Grant - State	65,000						65,000
Other	60,000						60,000
Total	125,000						125,000

Budget Impact/Other

Capital Improvement Program

'19/'20 *thru* '24/'25

Department Historical Irwd Theatre-HIT

City of Ironwood, Michigan

Contact Community Dev Director

Project # HIT-21-001

Type Building

Project Name Historic Ironwood Theater Electrical Update

Useful Life 25

Category Building

Priority 2 Very Important

Account #

Account #

Total Project Cost: \$75,000

Description

Electrical Update needed.

Justification

Must be replaced before lights and sound system can be updated.

Expenditures	'19/'20	'20/'21	'21/'22	'22/'23	'23/'24	'24/'25	Total
Building Improvements		75,000					75,000
Total		75,000					75,000

Funding Sources	'19/'20	'20/'21	'21/'22	'22/'23	'23/'24	'24/'25	Total
Grant - Federal		50,000					50,000
Theatre		25,000					25,000
Total		75,000					75,000

Budget Impact/Other

Capital Improvement Program

'19/'20 *thru* '24/'25

Department Historical Irwd Theatre-HIT

City of Ironwood, Michigan

Contact Community Dev Director

Project # HIT-22-001

Type Building

Project Name Historic Ironwood Theater Stage Equipment Update

Useful Life 25

Category Building

Priority 3 Important

Account #

Account #

Total Project Cost: \$50,000

Description

Upgrade Stage equipment Sound, Lighting, Projector, Rigging.

Justification

Safety issues with equipment from early 1900's will allow for more professional shows.

Expenditures	'19/'20	'20/'21	'21/'22	'22/'23	'23/'24	'24/'25	Total
Equipment		50,000					50,000
Total		50,000					50,000

Funding Sources	'19/'20	'20/'21	'21/'22	'22/'23	'23/'24	'24/'25	Total
Grant - Federal		50,000					50,000
Total		50,000					50,000

Budget Impact/Other

Capital Improvement Program

'19/'20 *thru* '24/'25

Department Historical Irwd Theatre-HIT

City of Ironwood, Michigan

Contact Community Dev Director

Project # HIT-22-002

Type Building

Project Name Historic Ironwood Theater Office Remodel

Useful Life 50

Category Building

Priority 3 Important

Account #

Account #

Total Project Cost: \$125,000

Description

Complete Remodel of Theater Office.

Justification

Expenditures	'19/'20	'20/'21	'21/'22	'22/'23	'23/'24	'24/'25	Total
Building Improvements			125,000				125,000
Total			125,000				125,000

Funding Sources	'19/'20	'20/'21	'21/'22	'22/'23	'23/'24	'24/'25	Total
Grant - Federal			75,000				75,000
Insurance			50,000				50,000
Total			125,000				125,000

Budget Impact/Other

Capital Improvement Program

'19/'20 *thru* '24/'25

Department Historical Irwd Theatre-HIT

City of Ironwood, Michigan

Contact Community Dev Director

Project # HIT-22-003

Type Building

Project Name Hist. Irwd. Theater Façade,Entryway&Concourse Impv

Useful Life 50

Category Building

Priority 3 Important

Account #

Account #

Total Project Cost: \$200,000

Description

Building Façade, Entryway and Concourse Improvements

Justification

Areas are deteriorating and need restoration.

Expenditures	'19/'20	'20/'21	'21/'22	'22/'23	'23/'24	'24/'25	Total
Building Improvements			200,000				200,000
Total			200,000				200,000

Funding Sources	'19/'20	'20/'21	'21/'22	'22/'23	'23/'24	'24/'25	Total
Grant - Federal			100,000				100,000
Grant - State			100,000				100,000
Total			200,000				200,000

Budget Impact/Other

Capital Improvement Program

'19/'20 *thru* '24/'25

Department Historical Irwd Theatre-HIT

City of Ironwood, Michigan

Contact

Project # HIT-22-004

Type Building

Project Name Historic Ironwood Theater Interior Maintenance

Useful Life 25

Category Unassigned

Account #

Priority 3 Important

Account #

Total Project Cost: \$100,000

Description

General Maintenance and Restoration of building.

Justification

Necessary for day to day operations of Theater.

Expenditures	'19/'20	'20/'21	'21/'22	'22/'23	'23/'24	'24/'25	Total
Building Improvements			100,000				100,000
Total			100,000				100,000

Funding Sources	'19/'20	'20/'21	'21/'22	'22/'23	'23/'24	'24/'25	Total
Grant - Federal			50,000				50,000
Grant - State			50,000				50,000
Total			100,000				100,000

Budget Impact/Other

Capital Improvement Program

'19/'20 *thru* '24/'25

Department Information Technology-IT

City of Ironwood, Michigan

Contact Assessor/Building Insp

Project # IT-16-001

Type Equipment

Project Name Computer Upgrades

Useful Life 3

Category Equipment: IT

Account #

Priority 3 Important

Account #

Description

Total Project Cost: \$30,000

Purchase 3 new computers each year.

Justification

To keep up with technology, ordering 3 per year is easier to budget for and then no one has outdated equipment.

Expenditures	'19/'20	'20/'21	'21/'22	'22/'23	'23/'24	'24/'25	Total
Equipment	5,000	5,000	5,000	5,000	5,000	5,000	30,000
Total	5,000	5,000	5,000	5,000	5,000	5,000	30,000

Funding Sources	'19/'20	'20/'21	'21/'22	'22/'23	'23/'24	'24/'25	Total
General Fund	5,000	5,000	5,000	5,000	5,000	5,000	30,000
Total	5,000	5,000	5,000	5,000	5,000	5,000	30,000

Budget Impact/Other

Capital Improvement Program

'19/'20 *thru* '24/'25

Department Information Technology-IT

City of Ironwood, Michigan

Contact Assessor/Building Insp

Project # IT-20-001

Type Equipment

Project Name New Server - Memorial Bldg.

Useful Life 5

Category Equipment: IT

Priority 1 Critical

Account #

Account #

Total Project Cost: \$20,000

Description

Replace Network Server.

Justification

Useful life of about 5 years last replaced in 2013.

Expenditures	'19/'20	'20/'21	'21/'22	'22/'23	'23/'24	'24/'25	Total
Equipment					20,000		20,000
Total					20,000		20,000

Funding Sources	'19/'20	'20/'21	'21/'22	'22/'23	'23/'24	'24/'25	Total
General Fund					20,000		20,000
Total					20,000		20,000

Budget Impact/Other

Capital Improvement Program

'19/'20 *thru* '24/'25

Department Ironwood Carnegie Library-IC

City of Ironwood, Michigan

Contact Library Director

Project # ICL-19-001

Type Equipment

Project Name Computer Upgrades

Useful Life 5

Category Equipment: IT

Account #

Priority 2 Very Important

Account #

Total Project Cost: \$24,000

Description

Replace public and staff computers on a scheduled basis.

Is this the same as IT-16-001 on page 85???

Justification

Technology needs to be updated regularly.

Expenditures	'19/'20	'20/'21	'21/'22	'22/'23	'23/'24	'24/'25	Total
Equipment	4,000	4,000	4,000	4,000	4,000		20,000
Total	4,000	4,000	4,000	4,000	4,000		20,000

Funding Sources	'19/'20	'20/'21	'21/'22	'22/'23	'23/'24	'24/'25	Total
Library	4,000	4,000	4,000	4,000	4,000		20,000
Total	4,000	4,000	4,000	4,000	4,000		20,000

Budget Impact/Other

Capital Improvement Program

'19/'20 *thru* '24/'25

Department Ironwood Carnegie Library-IC

City of Ironwood, Michigan

Contact Library Director

Project # ICL-20-001

Type Building

Project Name Carnegie Library Restoration & Accessibility

Useful Life 50

Category Building

Priority 1 Critical

Account #

Account #

Total Project Cost: \$1,700,000

Description

Restoration, Modernization and Accessibility of Library. During project Library would be temporarily moved to the Ironwood Area High School.

Justification

Handicap accessibility must occur due to ADA compliance. HVAC and moisture issues must be addressed and Building Deterioration must be fixed.

* Off Street Parking.

Expenditures	'19/'20	'20/'21	'21/'22	'22/'23	'23/'24	'24/'25	Total
Building Improvements		1,700,000					1,700,000
Total		1,700,000					1,700,000

Funding Sources	'19/'20	'20/'21	'21/'22	'22/'23	'23/'24	'24/'25	Total
General Fund		1,700,000					1,700,000
Total		1,700,000					1,700,000

Budget Impact/Other

Carnegie Library would be better accessible to the community at large.

Capital Improvement Program

'19/'20 *thru* '24/'25

Department Ironwood Carnegie Library-IC

City of Ironwood, Michigan

Contact Library Director

Project # ICL-20-002

Type Building

Project Name Main Level Interior Remodel

Useful Life 20

Category Building

Priority 3 Important

Account #

Account #

Total Project Cost: \$30,000

Description

Replace aging floors, window blinds, tables/chairs on main level.

Justification

Furnishing mentioned are all extremely old and in need of repair/replacement.

Expenditures	'19/'20	'20/'21	'21/'22	'22/'23	'23/'24	'24/'25	Total
Building Improvements	5,000	5,000	5,000	5,000	5,000	5,000	30,000
Total	5,000	5,000	5,000	5,000	5,000	5,000	30,000

Funding Sources	'19/'20	'20/'21	'21/'22	'22/'23	'23/'24	'24/'25	Total
Donations	1,000	1,000	1,000	1,000	1,000	1,000	6,000
Other	2,000	2,000	2,000	2,000	2,000	2,000	12,000
Library	2,000	2,000	2,000	2,000	2,000	2,000	12,000
Total	5,000	5,000	5,000	5,000	5,000	5,000	30,000

Budget Impact/Other

Fundraising, donations and grant writing will be used to cover part of costs.

Capital Improvement Program

'19/'20 *thru* '24/'25

Department Ironwood Carnegie Library-IC

City of Ironwood, Michigan

Contact Library Director

Project # ICL-20-003

Type Building

Project Name Security/Safety Plan

Useful Life 10

Category Equipment: Other

Account #

Priority 1 Critical

Account #

Total Project Cost: \$17,000

Description

Add additional security cameras in basement teen lounge area, main level fiction room and main level non-fiction room. Install an emergency alarm button behind circulation desk.

Justification

Provide visibility of all public areas of library to staff stationed at front desk: assure safety of staff and patrons of the library, particularly during times when only on staff person may be scheduled.

Expenditures	'19/'20	'20/'21	'21/'22	'22/'23	'23/'24	'24/'25	Total
Contractual Services	2,000						2,000
Building Improvements	6,000	9,000					15,000
Total	8,000	9,000					17,000

Funding Sources	'19/'20	'20/'21	'21/'22	'22/'23	'23/'24	'24/'25	Total
Grant	4,800	5,400					10,200
Other	3,200	3,600					6,800
Total	8,000	9,000					17,000

Budget Impact/Other

Capital Improvement Program

'19/'20 thru '24/'25

Department Ironwood Carnegie Library-IC

City of Ironwood, Michigan

Contact Library Director

Project # ICL-20-004

Type Building

Project Name Exterior Maintenance/Renovation

Useful Life 20

Category Building

Priority 2 Very Important

Account #

Account #

Total Project Cost: \$18,000

Description

* Repair of damaged concrete on back ramp: addition of stairwell facing south or east off of existing ramp: replacement of handrails on back ramp.
 * Painting of exterior wood surfaces of building.
 * Addition of hedge/shrubbery along alleyway.
 * Removal/replacement of trees.

Justification

To provide needed maintenance of the structure and allow ease of access for patrons/residents to back yard/garden area. Visible barrier between lawn area and alley will support a safer area for programming, as well as to decrease dust from traffic. Hedges/trees will also improve the aesthetics of the library grounds.

Expenditures	'19/'20	'20/'21	'21/'22	'22/'23	'23/'24	'24/'25	Total
Contractual Services	1,500	1,500					3,000
Building Improvements		6,000	9,000				15,000
Total	1,500	7,500	9,000				18,000

Funding Sources	'19/'20	'20/'21	'21/'22	'22/'23	'23/'24	'24/'25	Total
Donations	1,500						1,500
Other		2,900					2,900
Grant - Other		3,600	5,400				9,000
Library		1,000	3,600				4,600
Total	1,500	7,500	9,000				18,000

Budget Impact/Other

Capital Improvement Program

'19/'20 *thru* '24/'25

Department Ironwood Carnegie Library-IC

City of Ironwood, Michigan

Contact Library Director

Project # ICL-21-001

Type Building

Project Name Replace Air Conditioning Units

Useful Life 15

Category Building

Priority 2 Very Important

Account #

Account #

Total Project Cost: \$18,000

Description

Replace air conditioning units.

Justification

Current system is aging and is in need of replacing.

Expenditures	'19/'20	'20/'21	'21/'22	'22/'23	'23/'24	'24/'25	Total
Contractual Services		18,000					18,000
Total		18,000					18,000

Funding Sources	'19/'20	'20/'21	'21/'22	'22/'23	'23/'24	'24/'25	Total
Grant - Other		10,800					10,800
Library		7,200					7,200
Total		18,000					18,000

Budget Impact/Other

Capital Improvement Program

'19/'20 *thru* '24/'25

Department Ironwood Public Safety Dept-I

City of Ironwood, Michigan

Contact Public Safety Director

Project # IPSD-16-001

Type Equipment

Project Name SCBA Bottles

Useful Life 15

Category Equipment: Other

Account #

Priority 3 Important

Account #

Total Project Cost: \$17,500

Description

Air bottles used during fire fighting or unstable breathing environments (4) Bottles

Justification

NFPA Compliance - rated to last 15 years

Expenditures	'19/'20	'20/'21	'21/'22	'22/'23	'23/'24	'24/'25	Total
Equipment	2,500	2,500	2,500	2,500	2,500	2,500	15,000
Total	2,500	2,500	2,500	2,500	2,500	2,500	15,000

Funding Sources	'19/'20	'20/'21	'21/'22	'22/'23	'23/'24	'24/'25	Total
General Fund	1,800	1,800	1,800	1,800	1,800	1,800	10,800
Other	700	700	700	700	700	700	4,200
Total	2,500	2,500	2,500	2,500	2,500	2,500	15,000

Budget Impact/Other

Capital Improvement Program

'19/'20 *thru* '24/'25

Department Ironwood Public Safety Dept-I

City of Ironwood, Michigan

Contact Public Safety Director

Project # IPSD-17-001

Type Vehicle

Project Name Squad Car

Useful Life 6

Category Vehicle

Priority 3 Important

Account #

Account #

Total Project Cost: \$90,000

Description

Replace Patrol Vehicle

Justification

Safety for our Public Safety Officers and dependability for the Public Safety operations.

Expenditures	'19/'20	'20/'21	'21/'22	'22/'23	'23/'24	'24/'25	Total
Vehicle	15,000	15,000	15,000	15,000	15,000	15,000	90,000
Total	15,000	15,000	15,000	15,000	15,000	15,000	90,000

Funding Sources	'19/'20	'20/'21	'21/'22	'22/'23	'23/'24	'24/'25	Total
General Fund	10,000	10,000	10,000	10,000	10,000	10,000	60,000
Grant - Federal	5,000	5,000	5,000	5,000	5,000	5,000	30,000
Total	15,000	15,000	15,000	15,000	15,000	15,000	90,000

Budget Impact/Other

Vehicle will be purchase every other year, but budgeted for on an annual basis.

Capital Improvement Program

'19/'20 *thru* '24/'25

Department Ironwood Public Safety Dept-I

City of Ironwood, Michigan

Contact Public Safety Director

Project # IPSD-17-002

Type Equipment

Project Name Turn Out Gear

Useful Life 10

Category Equipment: Other

Account #

Priority 3 Important

Account #

Total Project Cost: \$30,000

Description

Coat, Bunker Pants, Boots and Helmet used during firefighting.
2 sets per year

Justification

NFPA Compliance
Gear rated to last 10 years

Expenditures	'19/'20	'20/'21	'21/'22	'22/'23	'23/'24	'24/'25	Total
Equipment	5,000	5,000	5,000	5,000	5,000	5,000	30,000
Total	5,000	5,000	5,000	5,000	5,000	5,000	30,000

Funding Sources	'19/'20	'20/'21	'21/'22	'22/'23	'23/'24	'24/'25	Total
General Fund	3,000	3,000	3,000	3,000	3,000	3,000	18,000
Other	2,000	2,000	2,000	2,000	2,000	2,000	12,000
Total	5,000	5,000	5,000	5,000	5,000	5,000	30,000

Budget Impact/Other

Capital Improvement Program

'19/'20 *thru* '24/'25

Department Memorial Building-MB

City of Ironwood, Michigan

Contact City Clerk

Project # MB-16-001

Type Infrastructure

Project Name Courtyard Repair - Memorial Building

Useful Life 15

Category Building

Priority 2 Very Important

Account #

Account #

Total Project Cost: \$30,000

Description

Repair ceiling in Furnace room - pavement above, overlay courtyard area.

Justification

Currently leaking into furnace area of Memorial Building

Expenditures	'19/'20	'20/'21	'21/'22	'22/'23	'23/'24	'24/'25	Total
Building Improvements	15,000	15,000					30,000
Total	15,000	15,000					30,000

Funding Sources	'19/'20	'20/'21	'21/'22	'22/'23	'23/'24	'24/'25	Total
General Fund	15,000	15,000					30,000
Total	15,000	15,000					30,000

Budget Impact/Other

Capital Improvement Program

'19/'20 *thru* '24/'25

Department Memorial Building-MB

City of Ironwood, Michigan

Contact City Clerk

Project # MB-16-003

Type Other

Project Name Recodification

Useful Life

Category Other - Plan/Study/Ordinance

Account #

Priority n/a

Account #

Total Project Cost: \$20,000

Description

Legal review of Code of Ordinances.

Justification

Expenditures	'19/'20	'20/'21	'21/'22	'22/'23	'23/'24	'24/'25	Total
Professional Services		20,000					20,000
Total		20,000					20,000

Funding Sources	'19/'20	'20/'21	'21/'22	'22/'23	'23/'24	'24/'25	Total
General Fund		20,000					20,000
Total		20,000					20,000

Budget Impact/Other

Capital Improvement Program

'19/'20 *thru* '24/'25

Department Memorial Building-MB

City of Ironwood, Michigan

Contact City Clerk

Project # MB-16-004

Type Building

Project Name New Fire Alarm System - Memorial Building

Useful Life 20

Category Building

Priority 1 Critical

Account #

Account #

Total Project Cost: \$30,000

Description

New Fire Alarm System - Memorial Building

Justification

Old Alarm system is not functioning properly and needs to be updated/replaced.

Expenditures	'19/'20	'20/'21	'21/'22	'22/'23	'23/'24	'24/'25	Total
Building Improvements		30,000					30,000
Total		30,000					30,000

Funding Sources	'19/'20	'20/'21	'21/'22	'22/'23	'23/'24	'24/'25	Total
General Fund		15,000					15,000
Grant - Other		15,000					15,000
Total		30,000					30,000

Budget Impact/Other

Capital Improvement Program

'19/'20 *thru* '24/'25

Department Memorial Building-MB

City of Ironwood, Michigan

Contact City Clerk

Project # MB-17-001

Type Building

Project Name Memorial Building Gym & Locker Rooms

Useful Life

Category Building

Account #

Priority 2 Very Important

Account #

Total Project Cost: \$60,000

Description

Paint walls and ceiling in the Gym, locker rooms and showers. Improvements to gym floor, upgrade electrical in gym, locker rooms and showers.

Justification

Expenditures	'19/'20	'20/'21	'21/'22	'22/'23	'23/'24	'24/'25	Total
Building Improvements			60,000				60,000
Total			60,000				60,000

Funding Sources	'19/'20	'20/'21	'21/'22	'22/'23	'23/'24	'24/'25	Total
General Fund			15,000				15,000
Grant - State			45,000				45,000
Total			60,000				60,000

Budget Impact/Other

Capital Improvement Program

'19/'20 *thru* '24/'25

Department Memorial Building-MB

City of Ironwood, Michigan

Contact City Clerk

Project # MB-17-002

Type Building

Project Name Remodel Bathrooms - Memorial Building

Useful Life 20

Category Building

Priority 2 Very Important

Account #

Account #

Total Project Cost: \$20,000

Description

Remodel Bathrooms -
- Retime Floors
- Repaint Stall Dividers
- Replace Toilets

Update main floor restrooms first and upstairs the following year.

Justification

Update Restrooms for the public/community.

Expenditures	'19/'20	'20/'21	'21/'22	'22/'23	'23/'24	'24/'25	Total
Building Improvements		10,000	10,000				20,000
Total		10,000	10,000				20,000

Funding Sources	'19/'20	'20/'21	'21/'22	'22/'23	'23/'24	'24/'25	Total
General Fund		10,000	10,000				20,000
Total		10,000	10,000				20,000

Budget Impact/Other

Capital Improvement Program

'19/'20 *thru* '24/'25

Department Memorial Building-MB

City of Ironwood, Michigan

Contact City Clerk

Project # MB-18-001

Type Building

Project Name Furnace Replacement - Memorial Building

Useful Life 20

Category Building

Priority 1 Critical

Account #

Account #

Total Project Cost: \$70,000

Description

Replace furnaces Memorial Building - add air conditioning to auditorium.

Justification

Over 20 years old - efficiency issues - add air conditioning to auditorium.

Expenditures	'19/'20	'20/'21	'21/'22	'22/'23	'23/'24	'24/'25	Total
Professional Services	70,000						70,000
Total	70,000						70,000

Funding Sources	'19/'20	'20/'21	'21/'22	'22/'23	'23/'24	'24/'25	Total
General Fund	70,000						70,000
Total	70,000						70,000

Budget Impact/Other

Capital Improvement Program

'19/'20 *thru* '24/'25

Department Memorial Building-MB

City of Ironwood, Michigan

Contact City Clerk

Project # MB-18-002

Type Building

Project Name Wall Repair - Memorial Bldg.

Useful Life 10

Category Building

Priority 1 Critical

Account #

Account #

Total Project Cost: \$10,000

Description

Repair North wall of Memorial Bldg., Spaulding Paint

Justification

Last phase of project

Expenditures	'19/'20	'20/'21	'21/'22	'22/'23	'23/'24	'24/'25	Total
Building Improvements		10,000					10,000
Total		10,000					10,000

Funding Sources	'19/'20	'20/'21	'21/'22	'22/'23	'23/'24	'24/'25	Total
General Fund		10,000					10,000
Total		10,000					10,000

Budget Impact/Other

City of Ironwood, Michigan
Capital Improvement Program
 '19/'20 thru '24/'25

PROJECTS BY DEPARTMENT

Department	Project #	Priority	'19/'20	'20/'21	'21/'22	'22/'23	'23/'24	'24/'25	Total
Civic Center-CC									
Civic Center Ice Rink Boards	CC-15-001	2	100,000						100,000
Civic Center-CC Total			100,000						100,000
Code Enforcement-CE									
Demolition & Cleanup Projects-Annual	CE-14-001	4	30,000	30,000	30,000	30,000	30,000	30,000	180,000
Code Enforcement Software	CE-16-002	4		3,000					3,000
Code Enforcement-CE Total			30,000	33,000	30,000	30,000	30,000	30,000	183,000
Community Development-CDD									
Rental Rehab. Project	CDD-14-004	2	125,000	125,000	125,000	125,000	125,000	125,000	750,000
Downtown Façade Grant CDBG	CDD-15-003	1	300,000	300,000					600,000
Downtown Enhancement	CDD-16-001	1		700,000					700,000
Multi-use Trail System	CDD-16-004	3	100,000	100,000	100,000	100,000	100,000	100,000	600,000
Acquisition of RR Right-of-way through City	CDD-16-005	2	250,000	250,000	250,000	250,000	250,000	250,000	1,500,000
Depot Park Development	CDD-16-006	2		50,000					50,000
Community Gardens	CDD-16-008	4	3,500						3,500
Mt. Zion Park	CDD-16-009	3	5,000						5,000
Historical Neighborhood Signs	CDD-16-012	4	10,000	10,000	10,000	10,000	10,000	10,000	60,000
Playground & Park Upgrades	CDD-16-014	3	50,000	50,000	50,000	50,000	50,000	50,000	300,000
Lighted Cross Ski Country Trail	CDD-16-016	3		150,000					150,000
New Parks	CDD-16-017	2	60,000	50,000	50,000	50,000	50,000	50,000	310,000
Sidewalk Construction	CDD-16-018	2	105,000	105,000	105,000	105,000	105,000	105,000	630,000
Longyear Park - Restrooms / Pavilion	CDD-17-001	3		65,000					65,000
Montreal River Walk Trail	CDD-17-002	2		250,000					250,000
Park Location North of US2	CDD-17-003	3	50,000						50,000
Zoning Ordinance update	CDD-17-005	1	50,000						50,000
Local Façade Improvement Program	CDD-17-007	2	10,000	10,000	10,000	10,000	10,000	10,000	60,000
Neighborhood Branding	CDD-17-009	3	10,000	10,000	10,000	10,000	10,000	10,000	60,000
Improve Norrie Park Dam	CDD-17-010	5			50,000	50,000	50,000		150,000
Playground Miners Memorial Heritage Park	CDD-17-011	4			50,000				50,000
Playground upgrades at Hiawatha	CDD-17-012	4			50,000				50,000
US2 Entrance Monument Signs	CDD-17-013	3	30,000						30,000
Stormwater Project	CDD-18-002	4			5,000				5,000
Little League Field Improvements	CDD-18-004	3	50,000						50,000
Art Master Plan	CDD-18-005	3		20,000					20,000
Downtown Building Architectural Drawings Grant	CDD-18-007	2	10,000	10,000	10,000	10,000	10,000	10,000	60,000
Mine Shaft Fencing	CDD-18-009	2	21,000						21,000
Hardest Hit Blight Grant	CDD-18-010	1	220,000						220,000
Update and Maintenance of Existing Trails	CDD-18-011	3	4,000	4,000	4,000	4,000	4,000	4,000	24,000
Small Area Plan	CDD-19-001	1	10,000	10,000	10,000	10,000	10,000	10,000	60,000
Natural Resource Plan	CDD-19-002	3		20,000					20,000

Department	Project #	Priority	'19/'20	'20/'21	'21/'22	'22/'23	'23/'24	'24/'25	Total
Potable Water Master Plan	CDD-19-003	1	500,000						500,000
Playground North of US2 and East of Lake St.	CDD-19-005	3	50,000						50,000
Parking Lot Expansion - Memorial Building	CDD-20-001	3		80,000					80,000
City Mountain Bike Trail Project	CDD-20-002	2	400,000						400,000
Downtown City Square	CDD-20-003	1	1,800,000						1,800,000
Entrance Signs on US2	CDD-20-004	1	30,000						30,000
Curry Park Campground Service Upgrade	CDD-21-001	3		50,000					50,000
River Walk Trail	CDD-22-001	2					1,500,000		1,500,000
Depot Park Splash Pad	CDD-22-002	3			50,000				50,000
Community Development-CDD Total			4,253,500	2,419,000	939,000	784,000	2,284,000	734,000	11,413,500

DAP - City Centre

Façade work	DAP-19-001	5	56,000						56,000
DAP/City Center Electrical Update	DAP-19-002	1	80,000						80,000
Update Plumbing	DAP-20-001	3		60,000					60,000
Elevator for DAP and HIT	DAP-20-002	3			150,000				150,000
DAP/City Center Skylight Project	DAP-21-001	1				18,000			18,000
DAP/City Center Front Window Update	DAP-22-001	1	30,000						30,000
Dap/City Center Interior Upgrades	DAP-23-001	2				25,000			25,000
DAP - City Centre Total			166,000	60,000	150,000	43,000			419,000

DPW Supervisor-DPWS

Crack Sealing Sealcoat Improvements	DPWS-16-003	2	200,000	200,000	200,000	200,000	200,000	200,000	1,200,000
Pavement Markings	DPWS-16-004	2	25,000	25,000	25,000	25,000	25,000	25,000	150,000
Repair Metal Siding on DPW Building	DPWS-17-001	3	10,000	10,000					20,000
Street Pavement Overlay	DPWS-18-006	1	250,000	250,000	250,000	250,000	250,000	250,000	1,500,000
Streets Milling and Overlay-Country Club & Ayer St	DPWS-19-001	1	493,596						493,596
Drainage Improvements Intersection of Mill & Pine	DPWS-20-001	1	25,000						25,000
Comprehension City Wide Ditching&Culvert Replcmnt	DPWS-20-002	2	25,000	25,000	25,000	25,000	25,000	25,000	150,000
Reconstruction of Hemlock St from Ridge St to US2	DPWS-22-001	1			450,000				450,000
DPW Supervisor-DPWS Total			1,028,596	510,000	950,000	500,000	500,000	500,000	3,988,596

DPW Utilities-DPWU

Sanitary Sewer Replacement Relining	DPWU-16-001	1	25,000	25,000	25,000	25,000	25,000	25,000	150,000
Sanitary Sewer Manhole Rehab. Replacement	DPWU-16-002	1	50,000	50,000	50,000	50,000	50,000	50,000	300,000
Water Main Valve Replacement (5yr. Program)	DPWU-16-004	1	20,000	20,000	20,000	20,000	20,000	20,000	120,000
Fire Hydrant Replacement	DPWU-16-005	1	75,000	75,000	10,000				160,000
Rehabilitation of Wells (1 each yr.)	DPWU-16-006	2	40,000	40,000	40,000	40,000	40,000	40,000	240,000
Van Buskirk Road Water Main	DPWU-16-017	1		110,000					110,000
West Midland Water Main Replacement	DPWU-17-003	3	160,000						160,000
Mt. Zion Reservoir - Modifications	DPWU-18-002	1	50,000						50,000
West Pine St Cutoff Water Main	DPWU-18-003	1		160,000					160,000
South Range Rd Water Main	DPWU-18-004	1			240,000				240,000
Rock Rd Water Main	DPWU-18-005	2				120,000			120,000
Iron King Road - Water Main	DPWU-18-007	3			50,000				50,000
Mill St Water Main	DPWU-18-008	1					200,000		200,000
Superior St - Water Main	DPWU-18-009	1	80,000						80,000

Department	Project #	Priority	'19/'20	'20/'21	'21/'22	'22/'23	'23/'24	'24/'25	Total
Newport Location Water System Improvements	DPWU-19-003	1						500,000	500,000
Well Field and Pump Stn Improvements	DPWU-19-004	1						5,500,000	5,500,000
Automated Water Meter System	DPWU-19-005	3						850,000	850,000
Lead/Galvanized Service Line Replacement	DPWU-20-001	1	40,000	40,000	40,000	40,000	40,000	40,000	240,000
Sewer Lift Station Motor/Impellers	DPWU-20-002	1	15,000						15,000
Sanitary Sewer - SAW Grant Improvements	DPWU-20-003	1	250,000	250,000					500,000
Water System Security Improvements	DPWU-20-004	1	25,000	25,000					50,000
Water System Leak Detection	DPWU-20-005	1	20,000		20,000		20,000		60,000
Paint Jesseville Elevated Water Storage Tank	DPWU-22-001	2			100,000				100,000
Jessieville Tank Mixer	DPWU-23-001	3				50,000			50,000
Phase 5 - Water & Sewer Project	DPWU-23-002	2				3,000,000			3,000,000
DPW Utilities-DPWU Total			850,000	795,000	595,000	3,345,000	395,000	7,025,000	13,005,000

Historical Ironwood Depot-HID

Roof Replacement - Depot	HID-17-001	1		110,000					110,000
Insulate & Window Replacement Depot	HID-18-001	2			35,000				35,000
Attic Window Replacement	HID-19-001	3			10,000				10,000
Basement Restoration	HID-20-001	3	30,000						30,000
Historical Ironwood Depot-HID Total			30,000	110,000	45,000				185,000

Historical Irwd Theatre-HIT

Historic Ironwood Theater Bathroom Remodel	HIT-19-001	2	250,000						250,000
Theatre Air Conditioning System	HIT-20-001	2	125,000						125,000
Historic Ironwood Theater Electrical Update	HIT-21-001	2		75,000					75,000
Historic Ironwood Theater Stage Equipment Update	HIT-22-001	3		50,000					50,000
Historic Ironwood Theater Office Remodel	HIT-22-002	3			125,000				125,000
Hist. Irwd. Theater Façade, Entryway & Concourse Impv	HIT-22-003	3			200,000				200,000
Historic Ironwood Theater Interior Maintenance	HIT-22-004	3			100,000				100,000
Historical Irwd Theatre-HIT Total			375,000	125,000	425,000				925,000

Information Technology-IT

Computer Upgrades	IT-16-001	3	5,000	5,000	5,000	5,000	5,000	5,000	30,000
New Server - Memorial Bldg.	IT-20-001	1					20,000		20,000
Information Technology-IT Total			5,000	5,000	5,000	5,000	25,000	5,000	50,000

Ironwood Carnegie Library-ICL

Computer Upgrades	ICL-19-001	2	4,000	4,000	4,000	4,000	4,000		20,000
Carnegie Library Restoration & Accessibility	ICL-20-001	1		1,700,000					1,700,000
Main Level Interior Remodel	ICL-20-002	3	5,000	5,000	5,000	5,000	5,000	5,000	30,000
Security/Safety Plan	ICL-20-003	1	8,000	9,000					17,000
Exterior Maintenance/Renovation	ICL-20-004	2	1,500	7,500	9,000				18,000
Replace Air Conditioning Units	ICL-21-001	2		18,000					18,000
Ironwood Carnegie Library-ICL Total			18,500	1,743,500	18,000	9,000	9,000	5,000	1,803,000

Ironwood Public Safety Dept-IP

Department	Project #	Priority	'19/'20	'20/'21	'21/'22	'22/'23	'23/'24	'24/'25	Total
SCBA Bottles	IPSD-16-001	3	2,500	2,500	2,500	2,500	2,500	2,500	15,000
Squad Car	IPSD-17-001	3	15,000	15,000	15,000	15,000	15,000	15,000	90,000
Turn Out Gear	IPSD-17-002	3	5,000	5,000	5,000	5,000	5,000	5,000	30,000
Ironwood Public Safety Dept-IP Total			22,500	22,500	22,500	22,500	22,500	22,500	135,000
Memorial Building-MB									
Courtyard Repair - Memorial Building	MB-16-001	2	15,000	15,000					30,000
Recodification	MB-16-003	n/a		20,000					20,000
New Fire Alarm System - Memorial Building	MB-16-004	1		30,000					30,000
Memorial Building Gym & Locker Rooms	MB-17-001	2			60,000				60,000
Remodel Bathrooms - Memorial Building	MB-17-002	2		10,000	10,000				20,000
Furnace Replacement - Memorial Building	MB-18-001	1	70,000						70,000
Wall Repair - Memorial Bldg.	MB-18-002	1		10,000					10,000
Memorial Building-MB Total			85,000	85,000	70,000				240,000
GRAND TOTAL			6,964,096	5,908,000	3,249,500	4,738,500	3,265,500	8,321,500	32,447,096

City of Ironwood, Michigan
PROJECT: City of Ironwood Phase IV Utility Project

SUMMARY OF PAYMENTS
DUE AND APPROVED BY OWNER
AT MEETING HELD
1/28/2019

The following invoices have been approved for payment:

<i>Invoices to be Paid</i>	<i>Amount Due</i>	<i>Budget Category</i>
Coleman Engineering Company - Invoice 32734	\$572.00	Engineering - Basic
Total:	\$572.00	---

Ayes: _____
 Nays: _____
 Absent: _____
 Motion: Passed

By: _____

Title: Mayor _____

Date: November 26, 2018 _____

ESTIMATE OF FUNDS NEEDED
FOR
30-Day Period Commencing
11/18/2018
(WATER PORTION OF PROJECT - PHASE IV)

Name of Borrower: City of Ironwood, Michigan

Items	Amount of Funds
Construction:	
Ruotsala Construction, LLC	\$0.00
Construction Total:	\$0.00
Legal/Admin:	
City of Ironwood - Reimbursement	\$0.00
Legal/Admin Total:	\$0.00
Engineering Fees:	
Basic:	\$572.00
Inspection:	\$0.00
Additional Services:	\$0.00
Engineering Fees Total:	\$572.00
Contingencies:	\$0.00
Advertising:	\$0.00
Total:	\$0.00
TOTAL:	\$572.00

Prepared by: City of Ironwood
0 Name of Borrower

By: Annette DaLio-Burchell, Mayor

Date: January 28, 2019

Approved By:

Date:

According to the Paperwork Reduction Act of 1995, an agency may not conduct or sponsor, and a person is not required to respond to, a collection of information unless it displays a valid OMB control number. The valid OMB control number for this information collection is 0575-15. The time required to complete this information collection is estimated to average 1 hour per response, including time for reviewing instructions, searching existing data sources, gathering and maintaining the data needed, and completing and reviewing the collection of information.

COLEMAN ENGINEERING COMPANY

635 Circle Drive
Iron Mountain, Michigan 49801
Phone: (906) 774-3440

Invoice No.: 32734

Date: December 6, 2018

To: CITY OF IRONWOOD
213 S MARQUETTE STREET
IRONWOOD, MICHIGAN 49938
ATTN: PAUL LINN, TREASURER

CEC Job No.: EC-16386	Project: Ironwood Phase 4 - Water Portion
-----------------------	---

Services from: November 4, 2018 to December 1, 2018

Basic

Engineer 13	3.50 hrs	@	\$112.00 /hr		\$	392.00
Engineer 6	1.50 hrs	@	\$72.00 /hr		108.00
Technician 17	1.00 hrs	@	\$72.00 /hr		72.00

Total Invoice Amount	\$	572.00
-----------------------------	-----------	---------------

Project Invoice Summary

<u>Project Invoice Summary</u>	<u>Budget</u>	<u>Invoiced to Date</u>	<u>Remaining</u>
Basic	\$ 270,097.00	\$ 254,406.50	\$ 15,690.50
Inspection	\$ 168,942.00	\$ 153,387.75	\$ 15,554.25
Other Engineering	\$ 29,846.00	\$ 27,713.25	\$ 2,132.75
Total	\$ 468,885.00	\$ 435,507.50	\$ 33,377.50

City of Ironwood, Michigan
PROJECT: City of Ironwood Phase IV Utility Project

SUMMARY OF PAYMENTS
DUE AND APPROVED BY OWNER
AT MEETING HELD
1/28/2019

The following invoices have been approved for payment:

<i>Invoices to be Paid</i>	<i>Amount Due</i>	<i>Budget Category</i>
Coleman Engineering Company - Invoice 32733	\$3,525.00	Engineering - Basic
Coleman Engineering Company - Invoice 32941	\$677.25	Engineering - Other
Total:	\$4,202.25	---

Ayes: _____
Nayes: _____
Absent: _____
Motion: Passed

By: _____

Title: Mayor _____

Date: November 26, 2018 _____

ESTIMATE OF FUNDS NEEDED
FOR
30-Day Period Commencing
11/18/2018
(SEWER PORTION OF PROJECT - PHASE IV)

Name of Borrower: City of Ironwood, Michigan

Items	Amount of Funds
Construction:	
Ruotsala Construction, LLC	\$0.00
Construction Total:	\$0.00
Legal/Admin:	
City of Ironwood - Reimbursement	\$0.00
Legal/Admin Total:	\$0.00
Engineering Fees:	
Basic:	\$3,525.00
Inspection:	\$0.00
Additional Services:	\$677.25
Engineering Fees Total:	\$4,202.25
Contingencies:	\$0.00
Advertising:	\$0.00
Total:	\$0.00
TOTAL:	\$4,202.25

0 City of Ironwood
Name of Borrower

By: Annette DaLio-Burchell, Mayor

Date: January 28, 2019

Approved By:

Date:

According to the Paperwork Reduction Act of 1995, an agency may not conduct or sponsor, and a person is not required to respond to, a collection of information unless it displays a valid OMB control number. The valid OMB control number for this information collection is 0575-15. The time required to complete this information collection is estimated to average 1 hour per response, including time for reviewing instructions, searching existing data sources, gathering and maintaining the data needed, and completing and reviewing the collection of information.

**COLEMAN ENGINEERING COMPANY**

635 Circle Drive
Iron Mountain, Michigan 49801
Phone: (906) 774-3440

Invoice No.: 32733

Date: December 6, 2018

To: CITY OF IRONWOOD
213 S MARQUETTE STREET
IRONWOOD, MI 49938
ATTN: PAUL LINN, TREASURER

CEC Job No.: EC-16385	Project: Ironwood Phase 4 - Sewer Portion
-----------------------	---

Services from: November 4, 2018 to December 1, 2018

Basic

Engineer 13	1.50 hrs	@	\$112.00 /hr	\$	168.00
Technician 19	1.00 hrs	@	\$81.00 /hr		81.00
Engineer 6	6.00 hrs	@	\$72.00 /hr		432.00
Technician 17	28.25 hrs	@	\$72.00 /hr		2,034.00
Technician 11	10.00 hrs	@	\$57.00 /hr		570.00
Technician 7	5.00 hrs	@	\$48.00 /hr		240.00

Total Invoice Amount \$ 3,525.00

<u>Project Invoice Summary</u>	<u>Budget</u>	<u>Invoiced to Date</u>	<u>Remaining</u>
Basic	\$ 152,873.25	\$ 152,873.25	\$ -
Inspection	\$ 94,656.75	\$ 90,680.75	\$ 3,976.00
Other Engineering	\$ 16,854.00	\$ 15,769.50	\$ 1,084.50
 Total	 \$ 264,384.00	 \$ 259,323.50	 \$ 5,060.50

**COLEMAN ENGINEERING COMPANY**

635 Circle Drive
Iron Mountain, Michigan 49801
Phone: (906) 774-3440

Invoice No.: 32941

Date: January 8, 2019

To: CITY OF IRONWOOD
213 S MARQUETTE STREET
IRONWOOD, MI 49938
ATTN: PAUL LINN, TREASURER

CEC Job No.: EC-16385	Project: Ironwood Phase 4 - Sewer Portion
-----------------------	---

Services from: December 2, 2018 to December 29, 2018

Other Engineering

Engineer 7	7.25 hrs	@	\$81.00 /hr	587.25
Technician 17	1.25 hrs	@	\$72.00 /hr	90.00

Total Invoice Amount \$ 677.25

<u>Project Invoice Summary</u>	<u>Budget</u>	<u>Invoiced to Date</u>	<u>Remaining</u>
Basic	\$ 152,873.25	\$ 152,873.25	\$ -
Inspection	\$ 94,656.75	\$ 90,680.75	\$ 3,976.00
Other Engineering	\$ 16,854.00	\$ 16,446.75	\$ 407.25
Total	\$ 264,384.00	\$ 260,000.75	\$ 4,383.25