

Lohanu Ukulele Songbook For Beginners

Arranged By
Joseph Chung



This Songbook goes in step by step order of difficulty from the beginning (easy) to end (more difficult). This book is intended for beginners and goes at a slow-medium pace. For most songs, there are 2 different versions (easy & intermediate) of the songs to accommodate different level learners.

Please follow along with the video lessons in the link below

www.youtube.com

Table of Contents

Frère Jacques (F chord) - Page 2

Down by the Bay (F-C7) - Page 3

Happy Birthday (F-C7) - Page 4-5

Row, Row, Row, Your Boat (C-F) - Page 6

It's a Small World (F-C-C7) - Page 7-8

When The Saints Go Marching In (C-Am-F) - Page 9-10

Skip To My Uke (C-G7) - Page 11-12

Don't Worry, Be Happy (C-G7-F) - Page 13

Lean On Me (C-F-G7) - Page 14-15

Somewhere Over The Rainbow (C-F-G7-Am) - Page 16-17

What a Wonderful World (C-F-G7-Am) - Page 18-19

This Little Light Of Mine (G-C-D7) - Page 20

Aloha 'Oe (G-C-D7) - Page 21-22

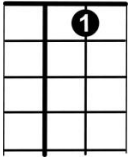
Hawaiian Song #1 & 2 - Page 23

Closing Thoughts & Words - Page 24

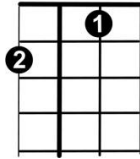
Frère Jacques (F chord)

Key: F major Time Signature: 4/4 First note to sing: F

Easy F



F



[F] Are you sleeping? Are you sleeping?

Brother John, Brother John,

Morning bells are ringing! Morning bells are ringing!

Ding, Dang, Dong. Ding, Dang, Dong.

[F] Frère Jacques, Frère Jacques,

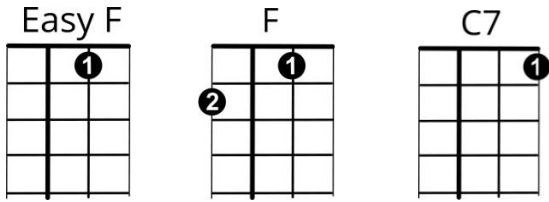
Dormez vous? Dormez Vous?

Sonnez les matines! Sonnez les matines!

Din, dan, don. Din, dan, don.

Down by the Bay (F-C7)

Key: F major Time Signature: 4/4 First note to sing: C



[F] Down by the **[C7]** bay,

Where the watermelons **[F]** grow,

Back to my **[C7]** home,

I dare not **[F]** go,

For if I **[C7]** do,

My mother will **[F]** say:"

"Did you ever see a whale, with a polka-dot tail?"

[F] Down by the bay

(repeat few times with different rhymes)

Other rhyme examples. Also make up your own! Kids love to make up things!

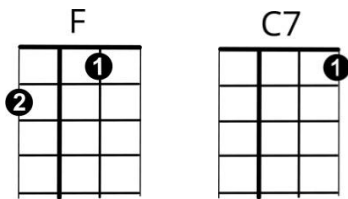
"Did you ever see a goose, kissing a moose?"

"Did you ever see a pig, wearing a wig?"

Easy

Happy Birthday (F-C7)

Key: F major Time Signature: 3/4 First note to sing: C



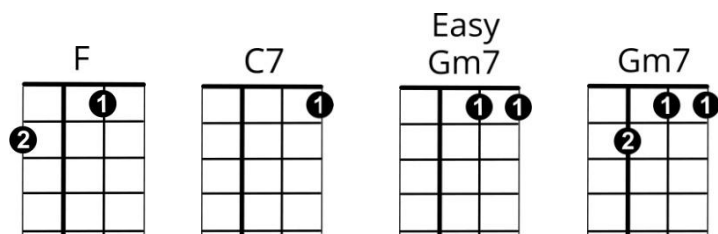
F **C7**
Happy Birthday To You
 F
Happy Birthday To You
 C7
Happy Birthday, Dear You....
 F
Happy Birthday To You

F **C7**
How old are you now?
 F
How old are you now?
 C7
How old are you now....
 F
Happy Birthday To You

Intermediate

Happy Birthday (F-C7-Gm7)

Key: F major Time Signature: 3/4 First note to sing: C



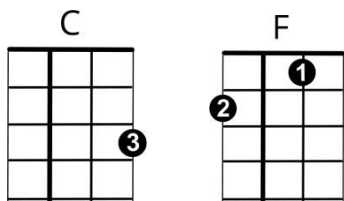
F **C7**
 Happy Birthday To You
 F
 Happy Birthday To You
 Gm7
 Happy Birthday, Dear You....
 F **C7** **F**
 Happy Birthday To You

F **C7**
 How old are you now?
 F
 How old are you now?
 Gm7
 How old are you now....
 F **C7** **F**
 Happy Birthday To You

Easy/Int

Row, Row, Row, Your Boat (C-F)

Key: C major Time Signature: 4/4 First note to sing: C



For young beginners just stay on **C** chord

C

Row, row, row your boat Gently down the stream

F

C

Merrily, merrily, merrily, merrily life is but a dream

C

Row, row, row your boat Gently down the stream

F

C

Blub, blub, blub, blub I'm a submar-ine

C

Row, row, row your boat Gently down the stream

F

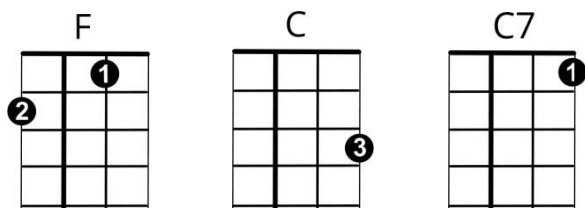
C

If you see a crocodile don't forget to scream... AHHH!!!

Easy

It's a Small World (F-C-C7)

Key: F major Time Signature: 4/4 First note to sing: A



F

C

It's a world of laughter, a world of tears

C7

F

It's a world of hopes, it's a world of fear

C

There's so much that we share, That it's time we're aware

C7

F

It's a small world after all

F

C

C7

F

It's a small world after all, It's a small world after all

F

C

C7

F

It's a small world after all, It's a small, small world

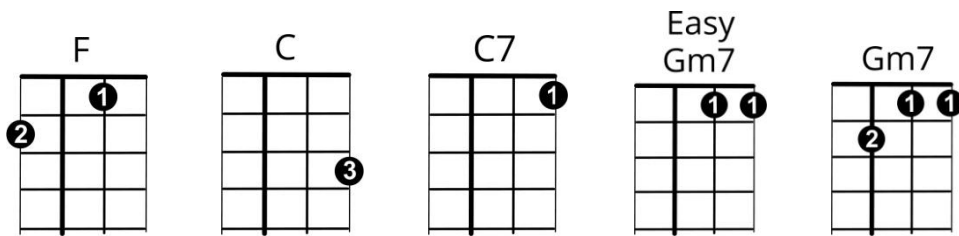
Intermediate

It's a Small World (F-C-C7-Gm7)

Key: F major

Time Signature: 4/4

First note to sing: A



F

C

It's a world of laughter, a world of tears

C7

F

It's a world of hopes, it's a world of fear

Gm7

There's so much that we share, That it's time we're aware

C7

F

It's a small world after all

F

C

C7

F

It's a small world after all, It's a small world after all

F

Gm7

C7

F

It's a small world after all, It's a small, small world

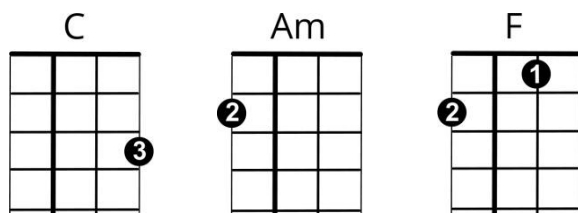
Easy

When The Saints Go Marching In (C-Am-F)

Key: C major

Time Signature: 4/4

First note to sing: C



C

Oh when the saints go marching in

Am

When the saints go marching in

F

Oh I want to be in that number

C

When the saints go marching in

C

And when the sun begins to shine

Am

And when the sun begins to shine

F

Oh I want to be in that number

C

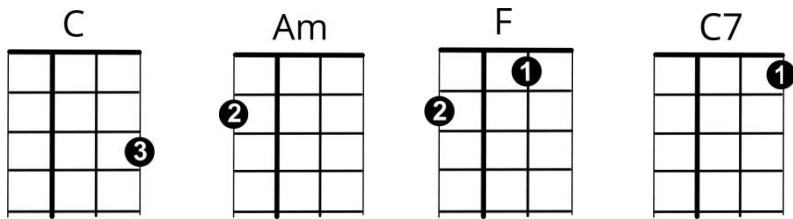
When the saints go marching in

Intermediate When The Saints Go Marching In (C-Am-F-C7)

Key: C major

Time Signature: 4/4

First note to sing: C



C **Am**

Oh when the saints go marching in

F

When the saints go marching in

C7

F

Oh I want to be in that number

C

F

C

When the saints go marching in

C **Am**

And when the sun begins to shine

F

And when the sun begins to shine

C7

F

Oh I want to be in that number

C

F

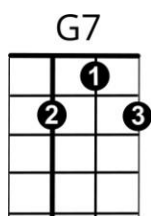
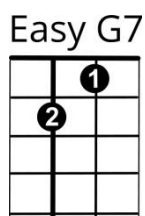
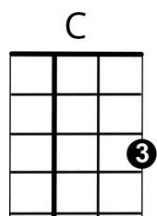
C

When the saints go marching in

Easy

Skip To My Uke (C-G7)

Key: C major Time Signature: 4/4 First note to sing: E



C

G7

Skip, skip, skip to my Uke, Skip, skip, skip to my Uke,

C

Skip, skip, skip to my Uke, Skip to my Uke together.

C

G7

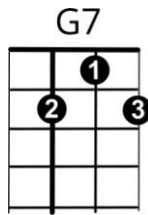
Let's play the ukulele, it's so fun, Let's play the ukulele, it's so fun,

C

Let's play the ukulele, it's so fun, Skip to my Uke together.

Skip To My Uke (C-G7)

First note to sing: E



Skip, skip, skip to my Uke, Skip, skip, skip to my Uke,

Skip, skip, skip to my Uke, Skip to my Uke to-gether.

Let's play the ukulele, it's so fun, Let's play the ukulele, it's so fun,

Let's play the ukulele, it's so fun, Skip to my Uke to-gether.

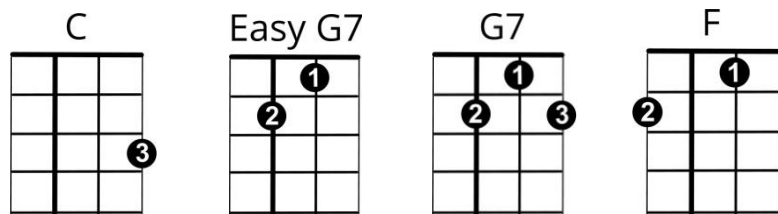
Easy+Int

Don't Worry, Be Happy (C-G7-F)

Key: C major

Time Signature: 4/4

First note to sing: E



Play easy G7 for easy version

Whistle Introduction (C - G7 - F - C)

C

G7

-- Here's a little song I wrote, -- You might want to sing it note for note

F

C

Don't worry, be happy

C

G7

-- In every life we have some trouble, -- When you worry you make it double

F

C

Don't Worry, be happy

C

G7

-- Ain't got no place to lay your head, -- Somebody came and took your bed

F

C

Don't worry, be happy

Whistle Interlude (C - G7 - F - C)

C

G7

Cause when you worry, your face will frown, -- And that will bring everybody down

F

C

Don't worry, be happy

C

G7

There's this little song I wrote, -- I hope you learn it note for note

F

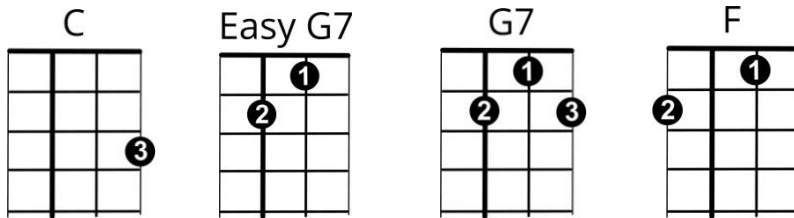
C

Don't worry, be happy

Easy

Lean On Me (C-F-G7)

Key: C major Time Signature: 4/4 First note to sing: C



Verse 1

C **F** **C** **G7**
Sometimes in our lives, We all have pain, we all have sorrow
C **F** **C**
But if we are wise, We know that there's always tomorrow

Chorus

C **F** **C** **G7**
Lean on me when you're not strong & I'll be your friend, I'll help you carry on.
C **F** **C**
For it won't be long, 'Til I'm gonna need somebody to lean on

Verse 2

C **F** **C** **G7**
Please, swallow your pride. If I have things you need to borrow
C **F** **C**
For no one can fill those of your needs. That you won't let show

Bridge

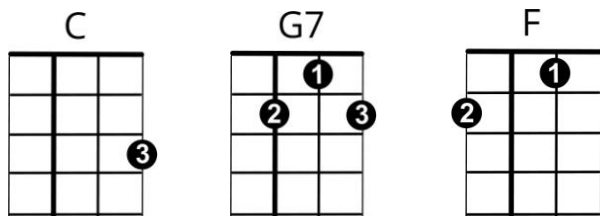
C
You just call on me, brother, when you need a hand
 F **C**
We all need somebody to lean on

I just might have a problem that you'll understand
 G7 **C**
We all need somebody to lean on (Repeat Chorus)

Intermediate

Lean On Me (Bill Withers)

Key: C major Time Signature: 4/4 First note to sing: C



Verse 1

C **F** **C** **G7**
Sometimes in our lives, We all have pain, we all have sorrow
C **F** **C** **G7 C**
But if we are wise, We know that there's always tomorrow

Chorus

C **F** **C** **G7**
Lean on me when you're not strong & I'll be your friend, I'll help you carry on.
C **F** **C** **G7 C**
For it won't be long, 'Til I'm gonna need somebody to lean on

Verse 2

C **F** **C** **G7**
Please, swallow your pride. If I have things you need to borrow
C **F** **C** **G7 C**
For no one can fill those of your needs. That you won't let show

Bridge

C
You just call on me, brother, when you need a hand
 F **G7 C**
We all need somebody to lean on

I just might have a problem that you'll understand
 F **G7 C**
We all need somebody to lean on (Repeat Chorus)

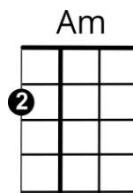
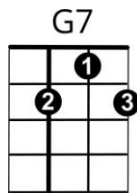
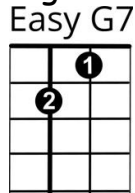
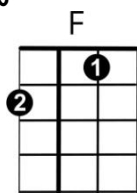
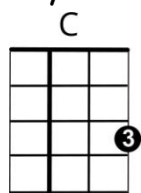
Easy

Somewhere Over The Rainbow (C-F-G7-Am)

Key: C major

Time Signature: 4/4

First note to sing: C



C

F

Somewhere over the rainbow way up high

G7

C

There's a land that I heard of once in a lulla-by

C

F

Somewhere over the rainbow skies are blue

G7

C

And the dreams that you dare to dream really do come true

C

Someday I'll wish upon a star

G7

And wake up where the clouds are far behind me

C

Where troubles melt like lemon drops

Am

G7

A-way above the chimney tops that's where you'll find me

C

F

Somewhere over the rainbow bluebirds fly

G7

C

Birds fly over the rainbow why then oh why can't I?

C

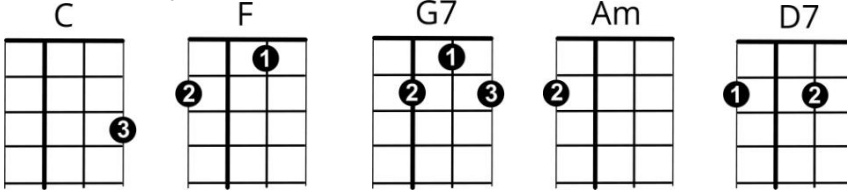
If happy little bluebirds fly Beyond the rainbow, Why oh why can't I?

Intermediate **Somewhere Over The Rainbow (C-F-G7-Am)**

Key: C major

Time Signature: 4/4

First note to sing: C



C G7 F C

Somewhere over the rainbow way up high

F	C	G7	C
----------	----------	-----------	----------

There's a land that I heard of once in a lulla-by

C G7 F C

Somewhere over the rainbow skies are blue

F C G7 C

And the dreams that you dare to dream really do come true

C

Someday I'll wish upon a star

G7 **Am** **F**

And wake up where the clouds are far be-hind me

C

Where troubles melt like lemon drops

D7 **G7**

A-way above the chimney tops that's where you'll find me

C **G7** **F** **C**

Somewhere over the rainbow bluebirds fly

F **C** **G7** **C**

Birds fly over the rainbow why then oh why can't I?

C **G7** **F** **C**

If happy little bluebirds fly beyond the rainbow, Why oh why can't I?

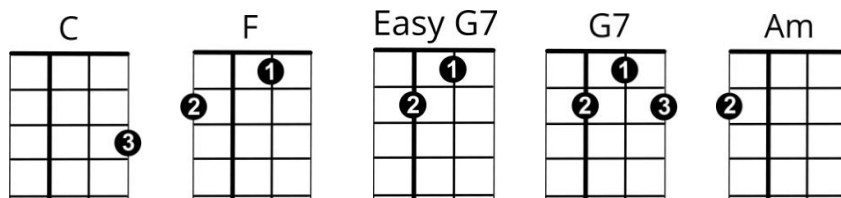
Easy

What a Wonderful World (C-F-G7-Am)

Key: C major

Time Signature: 4/4

First note to sing: G



C

F

I see trees of green, red roses too _ I see them bloom for me and you

G7

C

And I think to myself what a wonderful world

C

F

I see skies of blue & clouds of white_ the bright blessed day, the dark sacred night

G7

C

And I think to myself what a wonderful world

G7

C

The colors of the rainbow so pretty in the sky

G7

C

Are also on the faces of people going by

Am

I see friends shaking hands saying how do you do

F

_ They're really saying I love you

C

F

I hear babies cry, I watch them grow_ They'll learn much more than I'll ever know

G7

C

And I think to myself what a wonderful world

G7

C

Yes I think to myself what a wonderful world

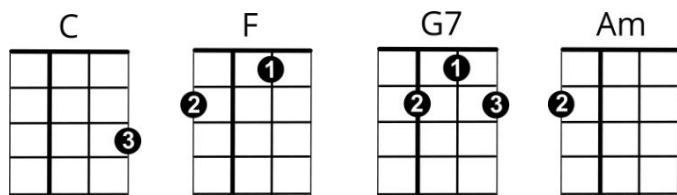
Intermediate

What a Wonderful World (C-F-G7-Am)

Key: C major

Time Signature: 4/4

First note to sing: G



C **F** **C F** **C G7** **Am**

I see trees of green, red roses too_ I see them bloom _ for me and you

F **G7** **C**

And I think to myself _ what a wonderful world

C **F** **C F** **C G7** **Am**

I see skies of blue & clouds of white_ The bright blessed day, the dark sacred night

F **G7** **C**

And I think to myself _ what a wonderful world.

G7 **C**

The colors of the rainbow so pretty in the sky

G7 **C**

Are also on the faces of people going by

Am **C** **Am** **C**

I see friends shaking hands saying how do you do

F **C** **G7**

_ They're really saying I love you.

C **F** **C F** **C G7** **Am**

I hear babies cry, I watch them grow_ They'll learn much more, than I'll ever know

F **G7** **C**

And I think to myself _ what a wonderful world

F **G7** **C**

Yes I think to myself _ what a wonderful world.

Easy + Int

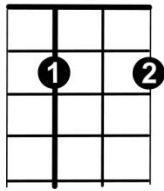
This Little Light Of Mine (G-C-D7)

Key: F major

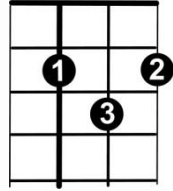
Time Signature: 4/4

First note to sing: C

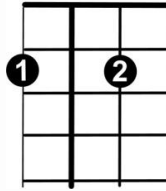
Easy G



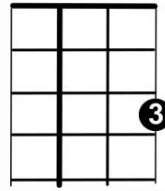
G



D7



C



Easy version use Easy G chord

Intermediate version use Full G chord

G

This little light of mine, I'm gonna let it shine

C

G

This little light of mine, I'm gonna let it shine

This little light of mine, I'm gonna let it shine

D7

G

Let it shine, Let it shine, Let it shine

(Repeat the song again)

Easy

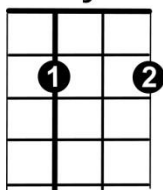
Aloha 'Oe (G-C-D7)

Key: G major

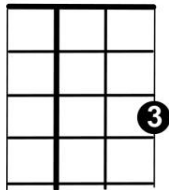
Time Signature: 4/4

First note to sing: D

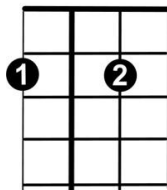
Easy G



C



D7



C

Aloha 'Oe

G

A-loha 'Oe

D7

G

E ke onaona noho i ka lipo

C

One fond embrace,

G

A ho'i a'e au

D7

G

Un-til we meet a-gain (repeat)

English Translation

Goodbye, goodbye

The sweet and gentle one living in the distance

One fond embrace

I leave

Until we meet again

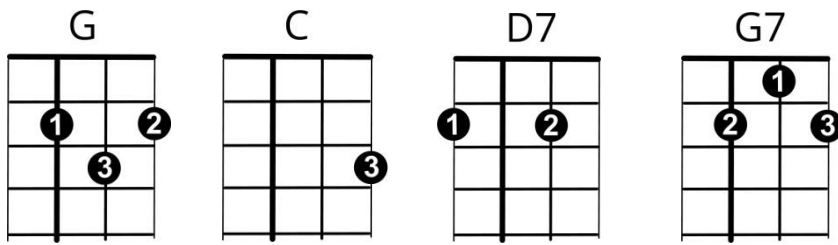
Intermediate

Aloha 'Oe (G-C-D7-G7)

Key: G major

Time Signature: 4/4

First note to sing: D



C

Aloha 'Oe

G

A-loha 'Oe

D7

G G7

E ke onaona noho i ka li-po

C

One fond embrace,

G

A ho'i a'e au

D7

G

G7

Un-til we meet a-gain (repeat)

English Translation

Goodbye, goodbye

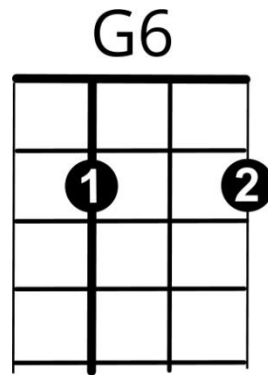
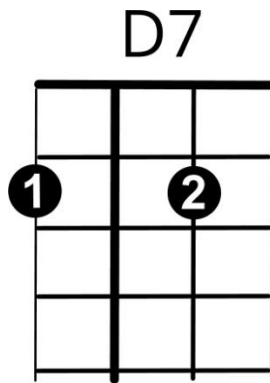
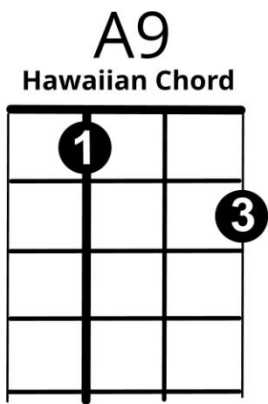
The sweet and gentle one living in the distance

One fond embrace

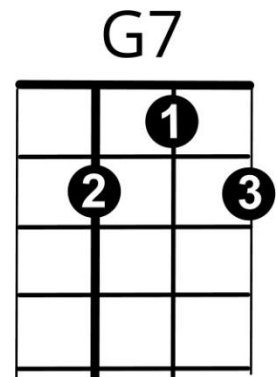
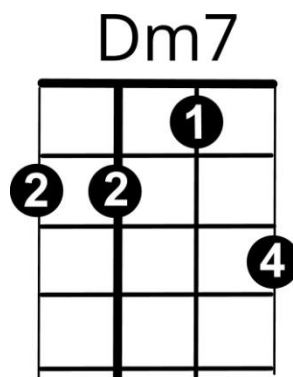
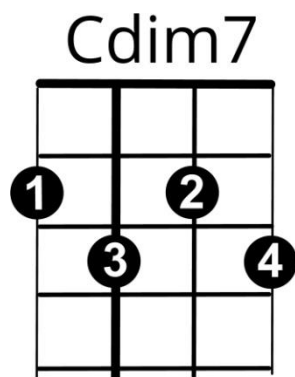
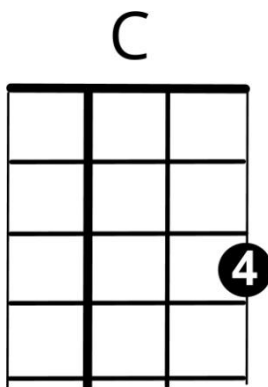
I leave

Until we meet again

Hawaiian Song #1



Hawaiian Song #2 (Advanced)



Closing Thoughts & Words

If you have enjoyed these video lessons and songbook, please give us a positive review on amazon under your Lohanu ukulele bundle order.

Also, we would appreciate it if you would give us a feedback to our email, support@lohanu.com about what you thought about the course and songbook. And also, let us know if you would like further continuous training. This would allow us to plan for more lessons in the future.

Now that you have learned the basics of how to play the ukulele, you can play more songs by going to the following website where there are a ton of songs.

<https://ukutabs.com/>

There are a lot of free ukulele video lessons on youtube as well if you want to learn more advanced training.

Thank you very much for choosing Lohanu Ukulele. May the sounds of Love & Unity create Peace & Joy in your lives!

Mahalo!

Lohanu Ukulele