


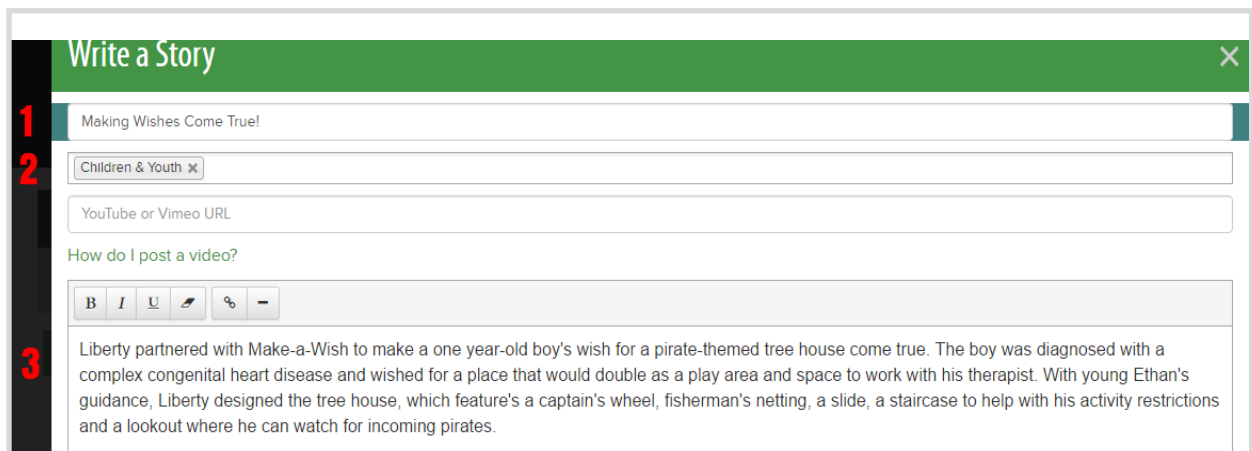
How to Share a Story

1. Click-on "**Stories**" in the navigation bar
2. Select "**Submit a Story**" and the story creation screen will appear.



How to Share a Story Continued

1. Enter Event Title (required)
2. Add all applicable tags for your story. You must enter a tag for your office location.
3. Enter your story text (required)
4. Upload an image for the story (required). [Note: Width: 4000 pixels, Height: 3000 pixels (4:3 ratio), 72 pixels/inch is recommended.]
5. Click "**Submit Story**" to post your story that you'll be able to see on the live site!



Write a Story [X]

1 Making Wishes Come True!

2 Children & Youth x

YouTube or Vimeo URL


How do I post a video?

3

B I U [icon] [icon] -

Liberty partnered with Make-a-Wish to make a one year-old boy's wish for a pirate-themed tree house come true. The boy was diagnosed with a complex congenital heart disease and wished for a place that would double as a play area and space to work with his therapist. With young Ethan's guidance, Liberty designed the tree house, which feature's a captain's wheel, fisherman's netting, a slide, a staircase to help with his activity restrictions and a lookout where he can watch for incoming pirates.



 Upload File 4

5

SUBMIT STORY >