

Suggested Plan for Implementing the Americans All Pilot Program in Howard County High Schools



Allan Kullen, President ■ People of America Foundation ■ Americans All
7723 Groton Road ■ Bethesda, MD 20817 ■ 301-520-8242
www.americansall.org ■ akullen@americansall.org

Contents

3. About Americans All
4. Initial contacts with Howard County Officials
5. Suggested Plan for Implementing Americans All
6. Benefits of Storytelling for Students, Families and Their PTA
7. Sample of a Nonprofit Legacy Partner landing page
8. Instructions for creating a School Legacy Partner account and its landing page
10. Template for “Register My School as a School Legacy Partner
11. How to select and add an image to the school’s landing page
13. Notification that your registration is complete
14. How to register for the Americans All program
15. Select the type of story (individual or group) and register for Social Legacy Network
16. How to create a legacy story for the Heritage Honor Roll
17. Template to create a legacy story
18. Sample story of an individual from the Heritage Honor Roll
19. Sample story of a group from the Heritage Honor Roll
20. Americans All website tutorials

[Click here](#) for more detailed information on the school’s registration process

[Click here](#) for information on how storytelling can benefit a student’s positive mental health, wholeness and well-being.

[Click here](#) to learn “How to Create the Text for a Legacy Story and Storytelling for Younger Children”

6-digit registration ID Numbers for Howard County High Schools

The point of contact can update the school’s information during the registration process.

Atholton High – 484351

Marriotts Ridge High - 484323

Centennial High - 484340

Mount Hebron High - 484309

Glenelg High – 484367

Oakland Mills High - 484357

Hammond High – 484362

Reservoir High - 484300

Howard High – 484344

River Hill High - 484305

Long Reach High – 484320

Wilde Lake High - 484318

About Americans All

[Americans All](#) (AA) has developed a unique, multi-purpose, multi-media [storytelling](#) tool that benefits three separate, but interconnected, groups: students (create virtual yearbooks for clubs and teams, and access discounts); schools (a turnkey revenue generator), and local business/ professional service providers (additional exposure). Our web-based app is free, easy to install, access and update, and the multi-media stories can be published in multiple languages.

Storytelling helps families pass on knowledge and experiences to current and future generations. [Research](#) by the National Library of Medicine has shown that patterns of memory sharing begin early in one's life, informing relationships, one's history, and one's sense of cultural belonging. Intergenerational knowledge of one's family history is associated with [positive mental health, wholeness and well-being](#). Life stories are central to one's sense of self and the social world that they inhabit. Indeed, considerable research indicates that storytelling is fundamental to human development, cultural frameworks, and the cultivation of relationships. And by sharing stories, we can all recognize the contributions of every individual, reinforcing the values of diversity and respect, and promote tolerance, acceptance, empathy, and understanding. This can help our increasingly polarized communities and nation focus on commonalities, rather than differences.

Students can also use this tool to demonstrate their understanding and appreciation for the value of community service and volunteerism—which is often needed for graduation—by helping less skilled individuals create and publish their stories, thus enriching the history of their communities. Storytelling can be a wonderful intergenerational bonding experience.

Americans All desires to host well-written and documented research, especially stories that feature individuals or groups that make up local histories. Our goal is to house one of our nation's most comprehensive and non-political databases of individual and group stories, past and present, about the [Peopling of America](#). Moreover, our student members and their families can receive discounts on goods and services from local businesses and professional service providers through our Social Legacy Network, which is free for students until they graduate. After that, they can subscribe to the Network for a small monthly fee to continue receiving business discounts and other program benefits.

Registered schools and their staff can become lifetime members of Americans All at no cost. Schools can use this opportunity to share their history, mission and goals. They can create an unlimited number of landing pages on our website—in multiple languages if desired—to permanently host easily accessible, annual histories of the participants in all their clubs and teams. Our tool can also be used as turnkey revenue generator. We donate 80 percent of our [gross revenue](#) from business membership fees and 25 percent of Social Legacy Network subscriptions to participating local schools.

Businesses and professional service providers pay a small annual fee to create updatable (daily if desired) landing pages on our site—in multiple languages—to promote their goods and services and offer discounts to our members. For example, a restaurant could offer a member a free non-alcoholic beverage and/or an appetizer or dessert at a reduced price (like happy hour). This would save the member more than their monthly subscription fee, and be an inexpensive marketing tool for the restaurant, thus making this process a true win-win. Businesses can also leverage stories about their business or practice to build closer relationships with their staff and current and future customers and clients, thus helping reach a wider audience.

Initial Contacts with Howard County Officials

Hi Allan,

Thanks for sending over this information and for thinking of us to participate in the Americans All program. It certainly looks like an incredible opportunity for the county.

Can you share with us what level of involvement you envision from HCEDA regarding a potential partnership? I'm cc'ing my colleagues, Chuck Bubeck (Exec Director of Maryland Innovation Center, our startup incubator as part of HCEDA) and Doug Holly (Entrepreneur in Residence for the MIC). I believe we are the best contacts for this but will be happy to connect you with others on our team as we determine more details around the potential partnership with HCEDA.

I'm also wondering if this partnership should take place between AA and Howard County Public Schools (HCPSS). Have you been in touch with anyone there? Happy to connect you.

Thanks,

Aphaia Harper
Strategic Engagement Manager
Howard County Economic Development Authority
aharper@hceda.org, 410-313-0573



Hi Allan,

I heard back from our Curriculum Office and learned that they are not interested in partnering because we already have a program in place that meets similar objectives. The existing program is called Story Strong. When we find that a potential opportunity is not possible, we try to offer other ideas that may be helpful, which is why I listed some plan B thoughts.

PTAs - If you are looking for contact information for high school PTAs, please see this link for the listing of all high school websites - [Schools – HCPSS](#). Once you click on a school's website, scroll down to the bottom of the homepage to see a link to PTA information. For PTAs, they are separate organizations that have their own procedures. They do not typically need to contact our office; however, if they mention the need to reach out to us, you can refer them to me.

Clubs - Certain school clubs may be interested in your program. To get information about the various clubs at each high school, please see this link for the listing of all high school websites (this is the same link as the one listed above) - [Schools – HCPSS](#). Once you click on a school's website, look under Student Life, Activities & Clubs for the listing of clubs. Each club should have a point of contact listed on the school websites. They are typically teachers who are serving as advisors. Those are the contacts you should be reaching out to.

If you find a potential match with a particular extracurricular club or PTA, please reach out to the point of contact directly.

Community News & Programs Page - Nonprofit organizations can distribute information through the school system by requesting that it be posted on the HCPSS [Community News & Programs](#) page. If you would like to share information about your programs with the public, please submit a post by clicking on the *Add your Program* link at the top of the page. For questions about this page, please contact publicinfo@hcpss.org.

HC Historical Society - I encourage you to continue working with the Howard County Historical Society.

HoCoPoLitSo - You may want to look into [HoCoPoLitSo](#) to see if they would be interested in a partnership.

Priscilla Reaver
HCPSS Partnerships Office
Priscilla_Reaver@hcpss.org, 410-313-6865

Suggested Plan for Implementing Americans All

We appreciate your assistance in helping us implement Americans All in your school and have provided links (on the Contents) page to several tutorials to guide your students and the school through the creative process. In addition, based on our experience in implementing successful [pilot programs](#) with earlier versions of Americans All, I am offering some ideas on how best to proceed. Importantly, I will be available to help you or any staff member in any way possible as we start the program in your school.

- Notify all appropriate administrative staff that we will be conducting the pilot through your office.
- Select the point of contact to register the school for Americans All, so he/she can first create the school's Legacy Partner landing page and then its story for the Heritage Honor Roll. This could be an experienced individual in the school's yearbook staff (or community outreach staff) because those offices should have all the information needed for the school's annual story and its photograph montage. The text for both the landing page and the legacy story can be taken directly from existing publications.
- Another option may be using students wanting an in-school project for their community service requirement or from one of the school's service clubs to gain this type of experience.
- Publish a notice in the school's communication network to make students, teachers, and parents aware of the program. Since they generally they operate outside of the school system, we will be contacting the PTA directly to seek their support.
- Because they represent a large number of students with a common interest, athletic team coaches can help start the process. This program will enable the teams to create an annual, permanent record of all their players, augmented by photographs and audio-visual media. Each team will also need to create its own annual Legacy Partner landing page to host the stories. If a team does not have its own email address, it can get a free one from this list--<https://www.guru99.com/best-free-email-service-providers.html>. Student-athletes applying for college can use their story to help showcase their talents; they can attach their own highlight videos to their story.
- For smaller groups, notify them through their academic advisory or their president and let them determine, in addition to creating a permanent annual record of their members, how the program can be used to expand their current missions and activities. Business-oriented clubs could play a role in notifying local businesses, cottage industries and professional service providers about the advantages of becoming Americans All Business Legacy Partners and could gain experience helping them attract a larger audience for their goods and services (which will provide revenue to the schools).
- Even though Americans All is no longer active in curriculum areas, our resources remain online to provide background for some of our Heritage Honor Roll stories. We will continue to host resources that are academically well-researched and written, and presented from multiple perspectives. A student can use their second story in English for this purpose or set up an additional, free email membership account--<https://www.guru99.com/best-free-email-service-providers.html>. and selecting "Group" story instead of "Individual" story. All stories can be published in multiple languages. These stories will provide the student with publishing credits which can be useful when applying to a college or entering the workforce.

Benefits of Storytelling for Students

Storytelling benefits high school students who are participating in non-curriculum school activities, as well as in their personal lives.

- Stories begin at birth, and *legacies* are built each time a personal, academic or professional milestone is achieved. Every student has important experiences and lessons learned to share with family, friends and future generations. Creating and publishing a [story](#) about themselves helps students develop skills in critical thinking, communicating, researching and, especially, writing—skills needed to help ensure their success in college and/or the workforce.
- Students can use their story to create virtual yearbooks for all the clubs and teams they participate in. If they already have created a story, they can repurpose it by adding additional photographs and other media, and publish it in multiple languages. This will give them a permanent, accessible social media presence that truly describes who they are.
- Storytelling can also be a wonderful intergenerational bonding experience that builds empathy, compassion and understanding. By helping others less skilled in the art of writing and the use of technology to incorporate images and recordings into their legacy stories, a student can earn [service-learning](#) credits.
- [Students will find it easy to start creating their life stories. Our template only requires individuals to fill in their name, date of birth and a summary not to exceed 60 words. Additional story text, hyperlinks and photographs can be added over time.](#)
- Helping others create a story also demonstrates to prospective employers and postsecondary institutions a student's character and appreciation for how volunteerism benefits a community.

Even though Americans All is no longer active in any curriculum arena, members can access our online K–12, nonpolitical supplemental [classroom resources](#) presented in multiple perspectives, which were sold to more than 2,000 [schools](#) and libraries nationwide.

Benefits of Storytelling for Students' Families and Their PTA

Storytelling helps families pass on knowledge and experiences to current and future generations. [Research](#) by the National Library of Medicine has shown that patterns of memory sharing begin early in one's life, informing relationships, one's history, and one's sense of cultural belonging. Intergenerational knowledge of one's family history is associated with [positive mental health, wholeness and well-being](#). Life stories are central to one's sense of self and the social world that they inhabit. Indeed, considerable research indicates that storytelling is fundamental to human development, cultural frameworks, and the cultivation of relationships. And by sharing stories, we can all recognize the contributions of every individual, reinforcing the values of diversity and respect, and promote tolerance, acceptance, empathy, and understanding. This can help our increasingly polarized communities and nation focus on commonalities, rather than differences.

PTA organizations support schools in getting both unrestricted funds and resources. We can fill this dual role by providing them with a program—our Heritage Honor Roll and Legacy Partner landing pages—to add as a fundraising tool. In addition, many of the members of the PTA (as well as other school families) own or participate in local businesses and as professional service providers and can use this program to gain additional exposure and reach a larger audience for their entities.

Sample of a Nonprofit Legacy Partner Landing Page



Americans All

PROGRAM OVERVIEW

Search

[My Welcome Back Page](#) [Sign Out](#) [FAQs](#) [Contact](#)

[HOME / ABOUT / HERITAGE HONOR ROLL / SOCIAL LEGACY NETWORK / RESOURCES / NEWS & EVENTS / AFFILIATES](#)
[DISCOUNTS / STORY SEARCH / INDIVIDUALS / SCHOOLS / ETHNIC & CULTURAL GROUPS / INDEX & TOPICS / LEGACY PARTNERS](#)

Howard County Historical Society

Education Organization



Founded in 1958, the Howard County Historical Society is primary private repository of historical records and artifacts related to Howard County's rich history, the Howard County Historical Society provides access to materials that aid in historical exploration, research and discovery for all ages and cultural groups.

Throughout the year, the Howard County Historical Society presents a wide variety of engaging public programs, concerts, lectures, and other activities. The Society also welcomes school groups, scouts, home schoolers, adult groups, and the public to participate through field trips and outreach programs.

The Museum of Howard County (8328 Court Avenue) is housed in the former First Presbyterian Church which was generously donated to the Society in 1959 by Mrs. Alda Hopkins Clark in memory of her late husband, Judge James Clark, Sr. The Clark Family was instrumental in founding the Historical Society.

Located next to the Court House in Ellicott City, the original church was a modest building constructed in 1837 that collapsed during renovations in 1894. Rebuilt later that same year, the current Gothic-style structure with its soaring 100-foot bell tower, steeply pitched roof and stained and leaded glass windows was designed by George Archer and constructed by Frederick A. Wayland. Along with an extensive collection of fascinating artifacts, textiles, furniture and memorabilia, the Museum is home to a refurbished 1855 organ built by the A.B. Felgemacher Organ Company of Erie, PA.

The Howard County Historical Society Archives and Research Library were originally kept in the Museum and then moved to the Ellicott's Mills Quaker School, now known as the Weir Building, in 1988. In the fall of 2011, the Society moved its treasure trove of historical maps, deeds and property records, marriage licenses, voter records, slave manumission records and oral histories as well as over 4,000 historical photographs, local 4-H documents, business receipts, and many rare and one-of-a-kind private documents to the Charles E. Miller Branch Library and Historical Center on Frederick Road in Ellicott City.

Legacy Stories from the Americans All Heritage Honor Roll

We are pleased to host and share these legacy stories created by honorees' family, friends and associates. They, like us, appreciate that heritage and culture are an integral part of our nation's social fabric and want to help students participate effectively in our nation's economy, workforce, and democracy.

Search by: and
Language State

and or
Last Name of Individual First Name of Individual Group name

Howard County Historical Society HCHS Maryland (c. 1958 - ?) Historical Society, American History

Founded in 1958, the Howard County Historical Society is primary private repository of historical records and artifacts related to Howard County's rich history, the Howard County Historical Society provides access to materials that aid in historical exploration, research and discovery for all ages and cultural groups.

[Read more](#)

Allan S. Kullen Maryland (February 20, 1942 - ?) Author, Businessman, Golfer, Inventor, Jewish, Marketing, Mergers-Acquisitions, Poland, Printer, Social Entrepreneur, Traveler

"Her name is Ester Baumgartner. Do you know her? She's a pretty Swiss girl who sings beautifully, and I think she lives near here." Allan had posed the question in a broken mixture of Hebrew and English to whoever would listen and could understand him. Allan had met Ester while on an archaeological dig at Masada in the Negev, Israel. All he knew by the time they parted ways was her name and that she was staying in Tel Aviv.

[Read more](#)

Instructions for creating a School Legacy Partner account and the school's landing page.

You must first register as a school's Point of Contact (agent) to set up a school's account and its stories for the Heritage Honor Roll. Use the school's email address, not the email address of the point of contact. We have created tutorials to help guide you through each step. For your convenience, links to these tutorials are included at the end of this document.

Step 1: Visit www.americansall.org

and click on the **"Create New Account"** tab at the top right of the home page to register for Americans All.

Create New Account Log Into My Account FAQs Contact
LEGACY NETWORK / SOCIAL STUDIES RESOURCES / NEWS & EVENTSS
/ ETHNIC & CULTURAL GROUPS / LEGACY PARTNERS / AFFILIATES

Once your account is set up, you will be sent to your "Welcome Back" page. From this page, you can access all program benefits. The tabs at the top of the page provide access to the website's content areas.

To later access your "Welcome Back" page, click on **"Log Into My Account"** tab at the top right of the Americans All home page.

Create New Account **Log Into My Account** FAQs Contact
LEGACY NETWORK / SOCIAL STUDIES RESOURCES / NEWS & EVENTS
/ ETHNIC & CULTURAL GROUPS / LEGACY PARTNERS / AFFILIATES

You can always return to your "Welcome Back" page from any page on our website by clicking on the **"My Welcome Back Page"** tab at the top right of the page you are either visiting or working on.

view **My Welcome Back Page** Sign Out FAQs Contact
LEGACY NETWORK / SOCIAL STUDIES RESOURCES / NEWS & EVENTS
OOLS / ETHNIC & CULTURAL GROUPS / LEGACY PARTNERS / AFFILIATES

Step 2: Click on

[Create a Legacy Partner landing page for a school](#) on your "Welcome Back" page.

Welcome Back Page

Allan Kullen

[Edit my user account](#)

[Download Americans All lifetime membership materials](#)

[Download Social Legacy Network membership materials](#)

[Download Legacy Partner Alliance membership materials](#)

[Register for Americans All to create a legacy story for the Heritage Honor Roll](#)

[View tutorials to help create and enhance a Heritage Honor Roll legacy story](#)

[Join the Social Legacy Network](#)

[Create a Legacy Partner landing page for a nonprofit or a business](#)

[View tutorials to help create and enhance a Legacy Partner landing page](#)

[Add my location to a Business Legacy Partner account](#)

[Create a Legacy Partner landing page for a school](#)

[View tutorials to help create and enhance a Legacy Partner school landing page](#)

[Find a school ID Number](#)

[View the Americans All background resources](#)

[Access the Homeschool Resource Center](#)

[Invite friends, associates, groups and organizations to learn about Americans All](#)

[View the state databases](#)

[Download marketing templates and logos](#)

Links to new program benefits will be added to this list when they are developed or acquired.

Step 3: Register a School as a Legacy Partner for americans All

On top of this page is a [link](#) to a detailed tutorial, "Step-by-step instructions on "How to Register a School as a Legacy Partner for Americans All." [The text on this page provides information you already know.] Skip to the bottom and click on the link.

[Click here](#) to become a point of contact for a school so it can support students participating in non-curriculum school activities, notify families, staff and alumni about the program and access the background Americans All resources.

Step 4: Add a Point of Contact for My School.

School registration information.

1. If you know your school's Americans All ID Number (by having located it using the "Find a School ID Number" link on your "Welcome Back" page, enter it into the field below and click on "Add or Change Point of Contact." ([See example below](#)) This will take you directly to the registration page. This ID Number will appear on your Legacy Partner landing page and will be used by members to add their Heritage Honor Roll stories to your landing page

School ID Number*

484351

E-mail address of the point of contact* [This will be automatically filled in.]

7000@americansall.org

For your convenience, we have put your e-mail address in this field. If this is not correct, or you have selected someone else to be the point of contact, delete your e-mail address and add his or her e-mail address instead.

Add or Change Point of Contact

2. If you need to locate your number, click on "Find a School" at the bottom of the page. When the page expands, enter either the "Official Name of School" or "Popular Name of School" and its "Zip Code" and click on "Search School." The page will "flash," and the school's contact information will appear, showing you its ID Number. After your school is located, insert the school's ID Number in the appropriate field and click on "Add Point of Contact." Your poc can update the address, if needed, on the template. This ID Number will appear on your Legacy Partner landing page and will be used by members to add their Heritage Honor Roll stories to your landing page.

3. If your public or private school is new or not listed in our contact database, [click here](#) to add your school to Americans All, and create the school's Legacy Partner landing page.

[Note: For the pilot programs, we have provided the ID Number on the "Contents" page if it is in our database. If a school is new and not in our database, use option #3. Either selection will take you to the registration template.]

Step 5: Add a Point of Contact for My School.

Register My School as a School Legacy Partner

[View](#) [Edit](#) [Group](#) [Create this page in an additional language](#)

An asterisk () indicates a required field.*

Because schools and education organizations receive revenue from Americans All, they are a special category of Legacy Partner. A person or a Business/Nonprofit Legacy Partner can only sponsor one school or education organization, but a school or an education organization can have an unlimited number of sponsors. The school's landing page can be published in as many languages as desired.

If your school's address has changed since our database was created, you can update it on the Legacy Partner landing page template. That is the only address that will show up for your school on our website. Stories on our Heritage Honor Roll do not contain contact information unless the author chooses to add it.

Language

English ▼

Official Name of Education Organization*

Test School

Popular Name of Education Organization

PS 127

If your school has a shorter or popular name, insert that name in this field. Examples are "Holy Child" for the "Francis School of the Holy Child" or "PS 166" for the "Richard Rogers School of Arts & Technology."

Education Organization ID Number:

566673

Education Organization Contact Information*

Education Organization Description*

Education Organization Image

Information on how to add an image is provided on pages 10 and 11.

[Click here](#) for step-by-step instructions on how to insert image to enhance the description of your education organization.

The image you are using for your home page on Americans All can be color or black and white is saved full size on our Web site server. Until you select "Publish," your cropped image will still appear full size.

Select an Image

Publish

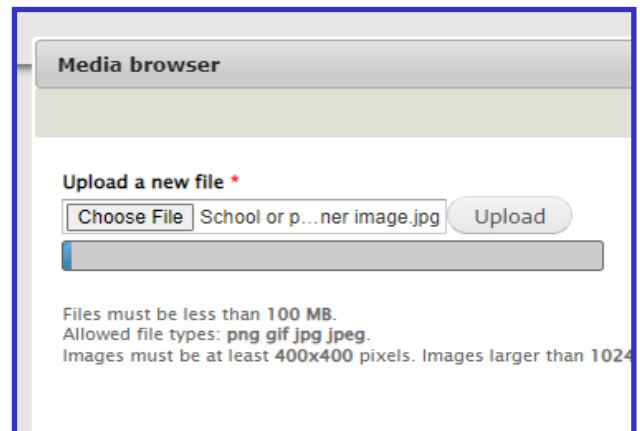
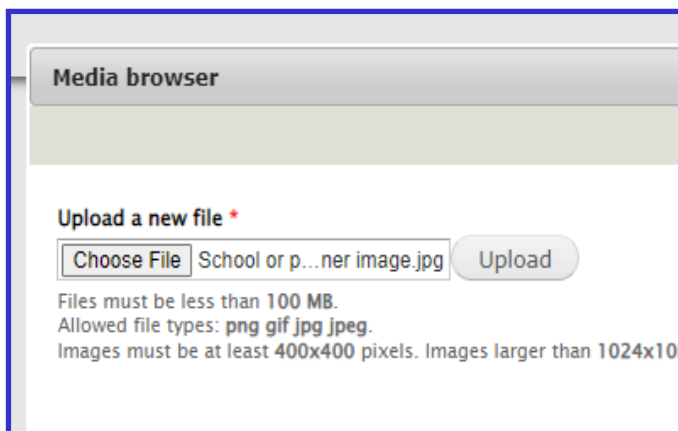
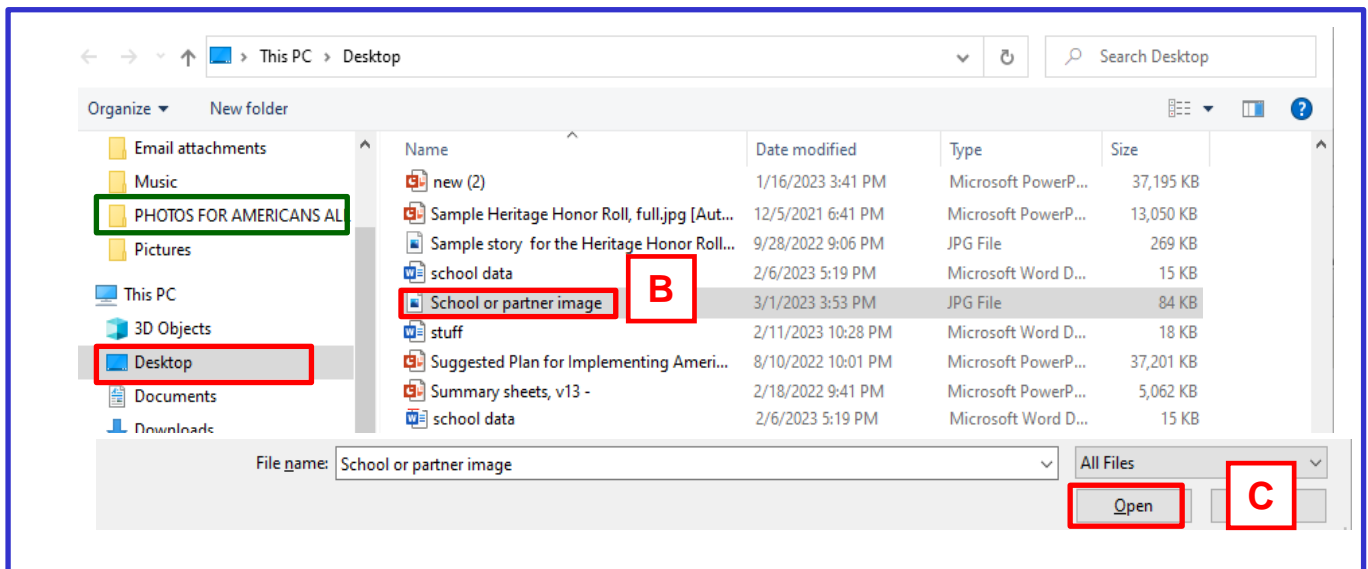
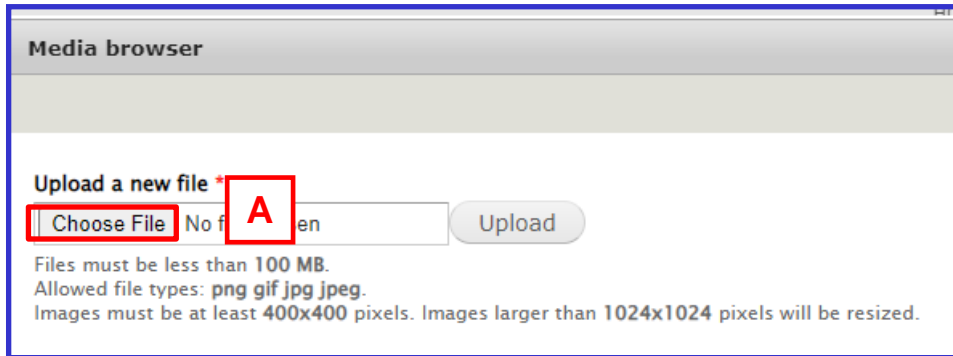
Unpublish

After the template has been completed, click on "Publish." You will be sent to a "Thank You" page 8. From there, click on "My Welcome Back Page," where you can now create a story for the Heritage Honor Roll.

The following pages provide detailed information on how to add your school's image (either its building or its logo).

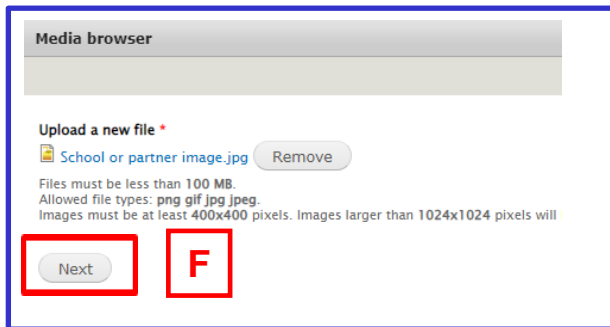
Step 6: Select an Image—Instructions on each page that are not needed have been removed from this tutorial.

Click on the “Choose File” (A) button. That will open a screenshot of your desktop. Select the image from the desktop (B) and click on “Open (C).” On the next page, click on “Upload” (D). A blue bar will appear, indicating it is uploading (E). Once it is complete, it will automatically move to the next page.




Step 6: Select an Image—continued.

Click on “Next” (F). Then click on “Crop” (G). The image will appear twice (H). In the center of the box, the white outline indicates the shape of the final image, which is reflected in the box on the top left. Use your mouse to slide the white box to that it outlines the desired image (I). The image in the upper left will move as well and show you the final shape of your image. When this is done, click on “Save (J). The next box will indicate that the image has been successfully cropped. Click on “Save” (K) to end the process. You will be returned to the template (L).



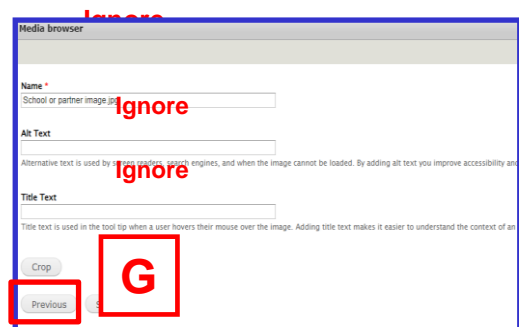
Media browser

Upload a new file *

 School or partner image.jpg Remove

Files must be less than 100 MB.
Allowed file types: png gif jpg jpeg.
Images must be at least 400x400 pixels. Images larger than 1024x1024 pixels will

Next F



Media browser

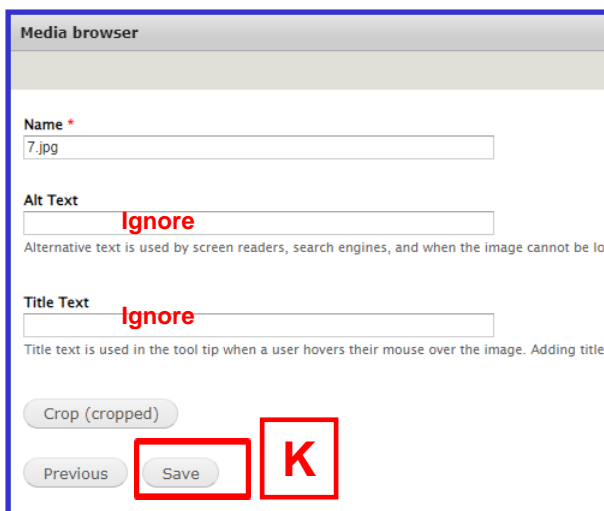

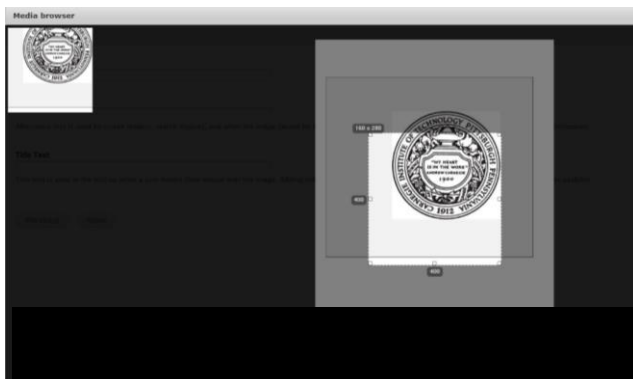
Name *
School or partner image.jpg Ignore

Alt Text
Ignore

Title Text

Crop G

Previous



Media browser

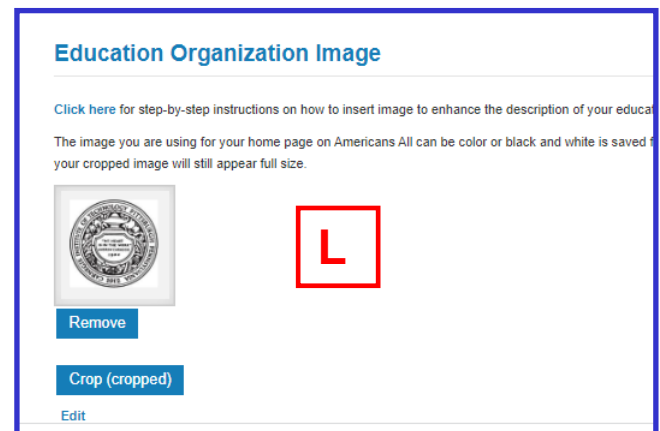
Name *
7.jpg

Alt Text
Ignore

Title Text
Ignore

Crop (cropped)

Previous Save K



Education Organization Image

[Click here](#) for step-by-step instructions on how to insert image to enhance the description of your education.

The image you are using for your home page on Americans All can be color or black and white is saved as your cropped image will still appear full size.

Remove

Crop (cropped)

Edit

L



Thank You for Becoming a School Legacy Partner

Education Organization qwrwqer has been created. ✕

You can now host stories from our Heritage Honor Roll created by your students and their families, staff, friends and alumni. Your agent, or point of contact (poc), can create and publish this landing page, at no cost, in as many foreign languages as you desire.

Moreover, please encourage your school's clubs and teams to set up their own landing pages to host the stories of their members—thus creating a series of virtual yearbooks. Since these pages are electronic, they are easy to access at any time and in any place, and if students keep their stories updated, it will be easy for members of each club or team to stay current on the activities of their classmates.

Your poc can help each club or team (using our tutorials) set up their own Legacy Partner accounts. Each new account will require its own e-mail address and can set up its own password. The account can be managed by an officer of the club or team, and when he/she moves on, the new officer can take it over and create a new password if desired. This will not affect the stories hosted on the pages. For sports teams (because of their size), it may be better to have a permanent member of the coaching staff set up its own free Americans All account.

Once a landing page has been created, your poc, now or at any time, can create and publish two stories in English and as many in multiple languages on your school as you desire. The stories can include text, photographs, movies and other audio and video media, and include hyperlinks to other Web sites. Although part of any story can be password protected, if desired, this would not be applicable to a school. The legacy story will be published on our Heritage Honor Roll and can be added to your own Legacy Partner landing page. You can update the story, for free, at any time, or can have a new story each year by setting up a new account. The original story will remain on our website.

If your school's address has changed since it was originally created for our school database, you can update it on the Legacy Partner landing page template. That is the only address that will show up for your school on our website. Stories on our Heritage Honor Roll do not contain contact information unless it is supplied by the author of the story.

Your participation in our program supports students participating in non-curriculum school activities.

Click on "My Welcome Back Page" link at the top of the page to access additional program benefits, including creating and publishing a story on your store or location. You can view your story by clicking on the name of your school at the bottom of your homepage.

Click on this link to “Register for Americans All”. Your 6-digit membership number will be different from the ID Number for your Legacy Partner landing page.



Americans All

PROGRAM OVERVIEW

Search

[My Welcome Back Page](#) [Sign Out](#) [FAQs](#) [Contact](#)

[HOME](#) / [ABOUT](#) / [HERITAGE HONOR ROLL](#) / [SOCIAL LEGACY NETWORK](#) / [RESOURCES](#) / [NEWS & EVENTS](#) / [DISCOUNTS](#) / [AFFILIATES](#)
[TUTORIALS](#) / [STORY SEARCH](#) / [INDIVIDUALS](#) / [SCHOOLS](#) / [ETHNIC & CULTURAL GROUPS](#) / [LEGACY PARTNERS & ISSUES/TOPICS INDEX](#)

Welcome Back

Point of Contact

[Edit my user account](#)
[Download Social Legacy Network membership materials](#)
[Download Legacy Partner Alliance membership materials](#)

Register for Americans All to create a legacy story for the Heritage Honor Roll

[View tutorials to help create and enhance a Heritage Honor Roll legacy story](#)

[Join the Social Legacy Network](#)

[Find a school ID number](#)
[View the Americans All background resources](#)
[Access the Homeschool Resource Center](#)

[Invite friends, associates, groups and organizations to learn about Americans All](#)
[View the state databases](#)
[Download marketing templates and logos](#)

Links to new program benefits will be added when they are developed or acquired

Heritage Honor Roll Legacy Story, Individuals or Groups

Individuals or Groups become lifetime members of Americans All for free if they, or any member of their family, is or was affiliated (or plans to be affiliated) with a K–12 public, private or alternative school that is registered, or plans to be registered, for our program. If this is not the case, they can enroll in Americans All at the discounted registration fee of \$24.50. One of the main benefits of membership is creating and publishing a legacy story on an individual or a group and sharing it forever on our web-based Heritage Honor Roll. All members receive a free, one-year trial to our Social Legacy Network to access discounts on goods and services offered by our program business partners and to receive additional benefits from Americans All.

Americans All members will find it easy to start creating their legacy stories. Our template only requires individuals to fill in the honoree's name, date of birth (and date of passing, if appropriate) and a summary not to exceed 60 words. Legacy story text, hyperlinks, photographs, movies and other audio and video media can be added over time. The story can be updated for free, published in multiple languages and a shortened version can be printed on an 8½" x 11" template. To ensure privacy, part of the legacy story can be password protected. To provide additional exposure for their story, members can post it on the landing pages of as many of our Legacy Partners as desired. Where applicable, students can earn service-learning credits by participating in our program.

Americans All members gain access to our existing background resources, including our ethnic and cultural texts, music publication, and period-specific photographs and posters—all highlighting the activities of groups who helped our nation grow (a \$500+ value). Moreover, members and their families can maintain their Social Legacy Network program benefits by continuing their subscription, after their free, one-year trial ends, for just \$4 per month. This enables them to continue to access to discounts on goods and services offered by our program partners and additional benefits from Americans All.

Schools

Name	Published Status	Actions
Test School English version /node/546902	Yes	Edit my Organization's landing page. Create my school's landing page in an additional language.

Select the type of legacy story—an individual or a group—you want to create (A) and register for the Social Legacy Network (B).

Join Americans All as an Individual or a Group

Please select one of the three enrollment options below*

- ☒ I am, or any member of my family is or was affiliated (or plans to be affiliated) with a K–12 school. Please register me as a member of Americans All at no cost.
- ☐ Neither I, nor any member of my family, is or was affiliated (or plans to be affiliated) with a K–12 school, but I would like to register for Americans All to receive all program benefits.
- ☐ I am a registered point of contact for a Business Legacy Partner, or the point of contact for an office or location of that partner. Please register me as a member of Americans All at no cost.

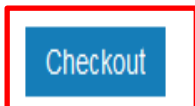
Type of Story *

- Select -

- Select -

Individual Legacy Story

Group Legacy Story



(A)

Registration for a free, one-year trial Social Legacy Network membership

As a thank-you from the People of America Foundation, the first year of your Social Legacy Network membership is **free**! For high school juniors, the trial period is extended until they finish high school. Toward the end of your trial membership period, we will send you a notice to learn what payment method you prefer to use for the \$4 monthly fee to maintain your Social Legacy Network benefits. These benefits include access to all future Americans All products and services and to continue to receive discounts on goods and services and other benefits offered by our program partners.

We will not invoice you to continue your subscription without your permission, and we destroy all payment information once your credit card has been approved.

An asterisk () indicates a required field.*

Social Legacy Network Member ID

Your ID number will be assigned when this form is completed.

First Name*

Last Name*

If you are a student, check the appropriate box.

☐ I am a high school junior. Extend my free trial period until June 2024.

☐ I am a high school senior. My free trial period will be for one year, even if I graduate before it expires.

Zip Code*

E-mail*

Verify E-mail*

Continue to next step

or

Cancel

(B)

Click on this link to “Create a legacy story for the Heritage Honor Roll



Americans All®

PROGRAM OVERVIEW

Search

My Welcome Back Page Sign Out FAQs Contact

HOME / ABOUT / HERITAGE HONOR ROLL / SOCIAL LEGACY NETWORK / RESOURCES / NEWS & EVENTS / DISCOUNTS / AFFILIATES
TUTORIALS / STORY SEARCH / INDIVIDUALS / SCHOOLS / ETHNIC & CULTURAL GROUPS / LEGACY PARTNERS & ISSUES/TOPICS INDEX

Welcome Back

First and Last Name

- Edit my user account
- Download Social Legacy Network membership materials
- Download Legacy Partner Alliance membership materials

Create a legacy story for the Heritage Honor Roll

View tutorials to help create and enhance a Heritage Honor Roll legacy story

Join the Social Legacy Network

- Find a school ID number
- View the Americans All background resources
- Access the Homeschool Resource Center

- Invite friends, associates, groups and organizations to learn about Americans All
- View the state databases
- Download marketing templates and logos

Links to new program benefits will be added when they are developed or acquired.

Heritage Honor Roll Legacy Story, Individuals or Groups

Individuals: If they, with a
or an
K-12
regist
All a

To create an individual legacy story, [click here](#).

[If a group story is desired, this message will reflect that choice. There is a different template required for each type of story.]



Click on the desired link below to view detailed information on how to fill in each of those templates.

[How to create a legacy story for an individual](#)

[How to create a legacy story for a group](#)

An online legacy story can be created and shared in multiple languages, if desired, and updated at any time, for free. Americans All members will find it easy to start creating their stories. Our template only requires individuals to fill in their name, date of birth (and passing, if appropriate) and a summary not to exceed 60 words. Legacy story text, hyperlinks, photographs, movies and other audio and video media can be added over time, and a shortened version can be printed on an 8½" x 11" [template](#). To ensure privacy, a section of the story can be password protected.

Schools

Name	Published Status	Actions
Test High School English version /node/546902	Yes	Edit my Organization's landing page. Create my school's landing page in an additional language.

These are the fields to create your legacy story. Required fields are marked with an (*).



Americans All® PROGRAM OVERVIEW

[My Welcome Back Page](#) [Sign Out](#) [FAQs](#) [Contact](#)

[HOME](#) / [ABOUT](#) / [HERITAGE HONOR ROLL](#) / [SOCIAL LEGACY NETWORK](#) / [RESOURCES](#) / [NEWS & EVENTS](#) / [DISCOUNTS](#) / [AFFILIATES](#)
[TUTORIALS](#) / [STORY SEARCH](#) / [INDIVIDUALS](#) / [SCHOOLS](#) / [ETHNIC & CULTURAL GROUPS](#) / [LEGACY PARTNERS & ISSUES/TOPICS INDEX](#)

Create Legacy Story for an Individual

**[A different template is provided
for a Group story]**

An asterisk () indicates a required field.*

[Click here](#) for step-by-step instructions on how to create a legacy story for an individual. You may want to print these instructions for future reference.

Use this template to create your honoree's legacy story in English. Once it is published in the Heritage Honor Roll, use the link under "Actions" on your "Welcome Back" page to "Create a legacy story in an additional language."

By capturing the text in all fields—except "Middle Name" and (Maiden Name)—on this template, our "Search Engine" will make it easier for members to locate your honoree's story. For the listing in Americans All, please add a hyphen if the first or last name has more than one word (e.g., Mary-Ann, Billy-Bob, Smith-Benson). This will enable our "Search Engine" to add the hyphenated words as a single name.

To ensure the legacy stories published on our Heritage Honor Roll do not contain inappropriate language, all text is filtered through a secure, third-party Profanity App. If a word or phrase used in your story is on its "block" list, you will receive an error message at the top of the template when you click on the "Publish My Story" button. If that occurs, replace the word or phrase by using its first and last letters and put an "x" for each letter in between, such as "sxxt" or "fxxk you."

We can override the App's list of blocked words. If you believe the "blocked" word is appropriate, contact us by e-mail. Put the word "Profanity" in the subject line. In the body of the e-mail, identify the "blocked word or phrase" and include the sentence in which it is used. If our editorial board agrees that the word or phrase is appropriate, we will remove the word or phrase from the App's block list and notify you so you can insert the desired word or phrase in your story.

Note: Each time you change your honoree's legacy story, you must click on "Publish My Story" or "Save My Language"

English ▾

Honoree Information*

Dates*

Legacy Story Text and Summary Text* **[If you are not ready to complete your story, put the words "To come" in the text field to activate it.]**

Print Version Headlines

Photographs and Sponsor Information

Share Your Honoree's Story with Legacy Partners

Publish My Story or Save My Work* **[Must be used]**

[Preview My Story](#) [Publish My Story](#) [Save My Work](#)

Sample story from our Heritage Honor Roll

Allan S. Kullen *Author, Business
Printer, Social Entrepreneur, Traveler*



Allan S. Kullen (Photo © 2014 - T. Kullen)

Allan was born in Washington, DC, on February 20, 1942, to Eunice (Stallard) and Sol Kullen, both originally from Baltimore, MD. His sister, Marian, was born two years later. He grew up in the DC metropolitan area. His father had built a successful career in the printing industry so, in 1959 after a very uneventful four years culminating in his high school graduation, Allan chose to attend the School of Printing Management at [Carnegie Institute of Technology](#) (CIT) in Pittsburgh, PA.

Americans All features photographs and texts on the contributions that immigrants made to the nation's development when they came through Ellis Island. At the same time, he was printing for the [Coordinating Committee for Ellis Island](#), a nonprofit group focused on the same topic. This action rekindled the passion generated by his travels abroad, and he founded and became president of the People of America Foundation and became co-

Read More . . .

photographs, simulations and teacher's guides, all developed by a team of scholars led by Americans All co-developer [Dr. Gail C. Christopher](#). Although Americans All was well received by the education community, its appeal was limited to classrooms devoted to teaching social studies. With the national emphasis shifting to support STEM programs, his foundation (Note: This story was excerpted and edited from an interview by Gordon Bernhardt, author of [Profiles in Success](#) (Volume 6): Inspiration from Executive Leaders in the Washington D.C. Area.)

To view the legacy story about Albert "Chew" Kullen, [click here](#).
To view the stories in the Kullen (Kulchirsky) Family Circle, [click here](#).

**Make a Difference,
Get Involved TODAY!**

Register for
Americans All to create
and personally
share a legacy story—
CLICK HERE

Upgrade your Americans All
program membership after
a free 3-month trial by
subscribing to our Social
Legacy Network so you and
your family can maintain its
benefits—membership cards
for discounts on goods and
services from our program
partners and access to
new K-12 social studies
resources—
CLICK HERE

Become a point of contact
for your business and
become a Legacy Partner—
CLICK HERE

Become a point of contact
for your group or nonprofit
organization and become a
Legacy Partner for free—
CLICK HERE

Become a point of contact
for your school, library or
historical society and become
a Legacy Partner for free—
CLICK HERE

To learn more about
Americans All—
CLICK HERE



■ Stories can be:

- about individuals, groups or issues/topics
- up to 2,000 words (1,000 can be password protected for privacy)
- augmented with images, logos, hyperlinks, photographs, and audio-video media.
- published in [multiple languages](#), including a second story in English.
- updated easily and have all prior versions archived
- started by filling in only a few required fields and then be completed over time
- also created in a shorter version (up to 500 words) and printed in an 8½" x 11" format

- Americans All provides step-by-step tutorials and easy-to-use templates to simplify the creative process.
- Legacy stories reflect members' views and are not vetted for accuracy. However, all text is filtered through a third party, secure Profanity App to ensure that they do not contain inappropriate language. If requested, our editorial staff can override the App if they feel the identified word or phrase is acceptable by today's standards.
- We comply with the "Children's Online Privacy Protection Act" of 1998 and therefore disallow children under 13 from putting personal information on our site.
- All content and images published on our site are considered to be in the public domain, unless it is clearly noted that they are protected by copyright laws. We cannot provide permission for commercial use. However, content can be reproduced from our site for educational or personal use as long as a citation is provided.

Sample Heritage Honor Roll story for a Group



Americans All® PROGRAM OVERVIEW

Search

[My Welcome Back Page](#) [Sign Out](#) [FAQs](#) [Contact](#)

[HOME](#) / [ABOUT](#) / [HERITAGE HONOR ROLL](#) / [SOCIAL LEGACY NETWORK](#) / [RESOURCES](#) / [NEWS & EVENTS](#) / [DISCOUNTS](#) / [AFFILIATES](#)
[TUTORIALS](#) / [STORY SEARCH](#) / [INDIVIDUALS](#) / [SCHOOLS](#) / [ETHNIC & CULTURAL GROUPS](#) / [LEGACY PARTNERS & ISSUES/TOPICS INDEX](#)

Cox-Hyson Home, Smithville, TX *Historic Building*



Cox-Hyson Home, Smithville, TX
[Smithville Heritage Society] (c.1908-?)
Historic Building

wide verandas and wrap around porches, tall windows, and rooms with pocket doors. A white picket fence once enclosed the property in its early years.

On the first floor, there is a formal entry, parlor, dining room, bathroom, country kitchen and an enclosed porch, once a sleeping porch. The lovely staircase in the formal entry hall has original turned pine balusters and railings and . . .

Read More ...

Although we are not able to keep the museum or the Archives open regularly, we are happy to arrange an appointment—whether you want a tour of the house/museum or you'd like to research a family member or a home. . . .

As a Bicentennial gift and through the generosity of Floyd R. "Skip" Hyson and his wife, Lucille, the newly-organized Smithville Heritage Society received the Cox-Hyson house as a permanent home for the Society in 1976. Built in 1908 for John Cox and his wife, Irene Wilkes Cox, the house was the family home of the John Cox family. Following John's untimely death in 1916, the house passed to his wife Irene, then their daughter Lillian Cox Hyson in 1952. Upon Lillian's death in 1976, the house went to her son, "Skip" Hyson, who then donated the house to the Smithville Heritage Society.

The home is listed on the [National Register of Historic Places](#) and has remained mostly unchanged since it was built except for minor interior changes and necessary restoration and maintenance work done by the Heritage Society. It sits in exactly the same location as when built. The wraparound porch and tall ionic columns with decorative corbels remind us of a typical two-story, early 1900s [Victorian](#) house, neo-classical in style. It is not "high Victorian," but "transitional," characterized by

**Make a Difference,
Get Involved TODAY!**

Register for
Americans All to create
and permanently
share a legacy story—

[CLICK HERE](#)

Upgrade your membership in our
Americans All program to include
our Social Legacy Network so you
and your family can receive
additional benefits—electronic
access to K-12 social studies
resources, a membership in
CollegeLive, e-newsletters and a
membership card for discounts
from our program partners—

[CLICK HERE](#)

Create a User Account for
Americans All to become a point
of contact, so your family,
group, business or organization
can become a Legacy Partner
for free —

[CLICK HERE](#)

Create a User Account for
Americans All to become a
point of contact, so your school
can access instructional
resources for free —

[CLICK HERE](#)



Legacy stories reflect
members' views.
Americans All does not
vet these stories for
accuracy. If you find
content or language you
deem offensive, please
[contact us](#).



1



2



3



4



5



6



7

1: The Shade Saloon on Main Street, circa 1910; 2: The second M, K & T Depot, circa 1906; 3: Main Street, circa 1907; 4: The third M, K and T Depot, circa 1912; 5: Members of the Oddfellows and the Bank, between 1903-07; 6: Bridge over the Colorado River, 1905; 7: Members of the Railroad YMCA, circa 1905; 8: Schoolchildren (some barefooted in front of an early school building, 1890s; 9: Armstrong turntable, 1904.

Americans All Website Tutorials

Americans All members will find it easy to start creating their life stories. Our template only requires individuals to fill in their names, pertinent dates and a summary not to exceed 80 words. Additional story text, hyperlinks and photographs can be added over time. The following tutorials will help you create and publish your legacy story. You can update your story at any time, for free, and all previous versions are archived.

There are four major roles that Americans All members can have. A person (an individual or a group for which he/she is affiliated), a nonprofit organization, a school or education (a specific form of a nonprofit organization), and a business or professional service provider (and their respective offices and locations). A person can also be an agent (or Point of Contact) for a nonprofit or business member but must register separately using that organization's email address. Registration tutorials for each of the roles are below.

- Summary graphic on "How Americans All Works"
- Step-by-step instructions on how to register for Americans All and create a Heritage Honor Roll story for an individual or a group for which the individual is a member
- Step-by-step instructions on how to register for Americans All as a Point of Contact for a nonprofit Legacy Partner
- Step-by-step instructions on how to register for Americans All as a Point of Contact for a school Legacy Partner
- Step-by-step instructions on how to register for Americans All to become a Point of Contact for a Business Legacy Partner
- Step-by-step instructions on how to become a Point of Contact to "Add My Location" to an Americans All Business Legacy Partner account
- How to register for Americans All as a homeschool family--Currently in development

After they have registered, these are the tutorials to create their pages on our website.

- Create, edit (modify) a Heritage Honor Roll legacy story for an individual in English and a second story in an additional language
Upload images for a Heritage Honor Roll legacy story for an individual in all languages
- Create, edit (modify) a Heritage Honor Roll legacy story for a group in English and a second story in an additional language
Upload images for a Heritage Honor Roll legacy story for a group in all languages
- Create, edit (modify) an Americans All landing page for a nonprofit Legacy Partner in English and a second landing page in an additional language
Upload an image for a nonprofit Legacy Partner landing page in all languages
- Create, edit (modify) an Americans All landing page for a Business Legacy Partner in English and a second landing page in an additional language
Upload images for a Heritage Honor Roll legacy story for a group in all languages
- Create, edit (modify) an Americans All landing page to "Add a Location" to a Business Legacy Partner account in English and in an additional language
Upload an image when adding a location to a Business Legacy Partner account in all languages
- Create, edit (modify) an Americans All landing page for a school Legacy Partner in English and a second landing page in an additional language
Upload an image for a school Legacy Partner landing page in all languages

In addition, see:

- Sample legacy stories on our Heritage Honor Roll on various topics
- Examples of various styles of Heritage Honor Roll legacy story montages
- Examples of Legacy Partner pages
- How to increase the size of images
- How to create a second story
- Information on how to locate and download logos from the Internet
- Information on how to augment your legacy story with hyperlinks
- Examples of how a Legacy Partner home page can be enhanced by publishing it in multiple languages
- Tips on how to create a Heritage Honor Roll legacy story and information for younger children

[americansall.org/page/
americans-all-web-site-tutorials](https://americansall.org/page/americans-all-web-site-tutorials)